

## Inside

- ❖ Fly of the Month: Francis (Fran) Betters' "The Usual"
- ❖ Club Trips for 2024
- ❖ Three Month Calendar

## Highlights

- Page 3: Captain Mike Gaglianese, Fishing the Gulf Coast
- Page 7: Long Beach Casting Club Annual General Meeting
- Page 8: LBCC Annual Spey Tournament Results

# Target Talk

NEWSLETTER OF THE LONG BEACH CASTING CLUB, ESTABLISHED 1925

MARCH 2024

[WWW.LONGBEACHCASTINGCLUB.ORG](http://WWW.LONGBEACHCASTINGCLUB.ORG)

## Leader's Line...

# Fly Fishing with a Personal Whitewater Craft

BOB MAYFIELD, PRESIDENT

**F**irst off, I wanted to give you a bit of background on my experience with whitewater craft. I have been camping and fishing the Kern River since I was a teenager. Once Diane and I were married and had children, we continued to enjoy the area: backpacking, rafting, fishing, and exploring the back country.

Back in 2011, I bought two **Waterstriders**, which are one-person rafts capable of navigating Class III rapids quite well (see picture). Since I was familiar with the Kern, I decided to make it the place for my inaugural run.

I bought a high-quality Type III life vest and set off for the Powerhouse Run. The Powerhouse Run is considered a Class III/- in difficulty and goes from Powerhouse down to Kernville Park. There are two Class III rapids on this run: Big Daddy and Ewings. On this day the water was flowing a bit high, and the Big Daddy rapid had been altered by the homeowners to protect their homes.



long before I reached it, and I decided to pull over and take a look. I was not sure how to pick my way through the rapid and thought I should just get out and head for the road. After a brief conversation with myself I determined that if I quit, I 'd never know what my raft or I were capable of. So I charted my course, strapped down my rod and gear, and paddled over the edge.

Things were going quite well as I launched from the powerhouse. I could hear Big Daddy well upriver

*"Leader's Line"...* Cont'd on page 4

# Club Trips for 2024

STEVE TIMM, 2<sup>ND</sup> VICE PRESIDENT

TRIP DATE	TRIP & LEADER
Mar 7-10 2024	Lower Owens #3 w/J. Libeu Pre-Trip Feb. 24, 9:00 am
Mar 13-15 2024	Pyramid Lake w/Paul Nakamura Pre-trip TBD
Apr 28-May 3	Green River w/Dennis Mcteer Pre-Trip Apr 20, 9:00 am
May 5-10	Green River w/Colin Kumabe Pre-Trip Apr 20, 9:00 am
May 12-17	Green River w/Keith O'Donnell Pre-Trip Apr 20, 9:00 am— <b><i>This trip has been cancelled</i></b>
May 28-June 1	Fall River w/Marc Bonvouloir Pre-Trip May 18, 9:00 am
July 12-14	Brookie Bash w/Armando Palomares Pre-Trip July 6, 9:00 am

**T**rip locations, dates and pre-trips change, so monitor Target Talk or the Club's Web Calendar for the latest information. Deposits for trips which are "double occupancy", and require deposits in advance, are non-refundable. Should you decide to cancel, your deposit will only be refunded if a Club member replaces you.

If you'd like to be a Streamkeeper and need help organizing a Club trip, please email me and let me know.

Also, please feel free to contact Steve Timm if you have suggestions for a Club trip or if you have any questions at: [srtimm@hotmail.com](mailto:srtimm@hotmail.com).



## OFFICERS

### PRESIDENT

BOB MAYFIELD  
(714) 392-2211

### 1<sup>ST</sup> VICE PRESIDENT

TONY DAUS  
(949) 244-1981

### 2<sup>ND</sup> VICE PRESIDENT

STEVE TIMM  
(562) 243-0826

### CO-CAPTAINS

MARK FLO: (562) 420-8121  
TOM OLSON: (310) 809-0409

### MEMBERSHIP SECRETARY

SHAWN FIFE  
(310) 940-7883

### TREASURER

ED ALVARADO  
(213) 440-4655

### CORRESPONDING SECRETARY

BLAIR WILLIAMS  
(310) 386-8813

### FACILITIES & POND

STEVE JACKSON  
(310)-729-2308

### SENIOR DIRECTOR

COLIN KUMABE  
(562) 221-9418

### JUNIOR DIRECTOR

STEVE JONES  
(562) 682-7920

### TARGET TALK EDITOR

ROB PETERSON  
(310) 963-2515

# This Month's Speaker: Captain Mike Gaglianese

## *Fishing the Texas Gulf Coast for Redfish*

TONY DAUS, 1<sup>ST</sup> VICE PRESIDENT

**C**aptain Mike Gaglianese is this month's speaker. A former baseball player at Purdue University, Mike spends nine months of the year, October-June, guiding mid-Texas coastal bay systems out of the town of Rockport. Here are some brief biographical notes Mike has put together for us.

"I grew up in upstate New York just South of the Adirondack Mountains. As I made my way through high school and college I decided I wanted to turn my love for fly fishing into a career. After playing baseball at Purdue for four years, I moved to Gunnison, CO to guide a Western river from a drift boat.

"Shortly after I realized there is no way to feed my fishing obsession in Gunnison year-round, so about 5 years ago I started coming down to Rockport on the Middle Texas Coast to get my fix in the off season. The endless wilderness and flats accessible by poling a skiff through water that was full of sight fishing opportunities kept me coming back and staying longer. With the help of my partner Captain Dane Scott, we spent the years fishing and guiding roughly 60 miles of the Texas Coastal Bay systems. Our season down here lasts from October to June until we escape the heat and head back to our drift boats.

"The terrain and habitat varies from marshland covered in Spartina Grass to crystal clear sand flats with a mangrove backdrop. These fish eat big flies and on a good day you can expect to be casting at fish all day. The variety and diversity of scenarios in this fishery makes it special. We see everything from schools to single tailers, spooky fish and fish that would eat a set of car keys as soon as they hit the water. All the fishing we do on the Texas flats is from the skiff, a true spot and stalk fishery."



**Join us Thursday, March 28, at 7:00 pm, at the Clubhouse or by Zoom.**

### **JOIN ZOOM MEETING**

<https://us06web.zoom.us/j/88602835121?pwd=dNFrEruaCZljyibemeHS9sWTdTL8cF.1>

**Meeting ID: 886 0283 5121**

**Passcode: 884338**

## Long Beach Casting Club New Members

SHAWN FIFE, MEMBERSHIP SECRETARY

**T**he Board of Directors approved these new members at the last Board meeting:

- ❖ Joseph Chillemi of Rossmoor
- ❖ Nancy Foster of Rossmoor
- ❖ Steven Petit of Surfside
- ❖ Albert Coscia of Carlsbad
- ❖ Libby Wolfensperger of San Francisco

Please greet and welcome all our new members at the Club's next monthly meeting. Here's wishing them a lifetime of healthy hatches and tight lines.

**Members: if you see visitors at Club meetings, let's make them feel welcome and inform them of the activities we have to offer!**



### Leader's Line...Continued from page 1

My planned course was nothing short of chaotic, but I successfully navigated the run. At the bottom I rigged up and caught a beautiful 18-inch rainbow. I was feeling rather good about myself at this point. I did have one more thing I wanted to work out, however, and that would be to see if I could anchor in the soft water and fish.

I tossed the anchor out and started playing around with it. I could not get it to stick, so I kept making adjustments, but to no avail. I was so busy working with the anchor that I failed to notice how close I was to the last rapid, called Ewings. All I had to do was miss the large boulders and I would be at Kernville Park. By the time I got the anchor in the raft, I was not only near the boulders but going over the top of one of them.

Over I went and nosedived into the hole at the bottom and flipped the raft. I went into the water, along with everything in the raft. I didn't recover any of my belongings but did manage to get to shore. After I got home and thought about the takeaway from this experience, it was as follows: for me, no anchor in the raft. For Diane, Bob always goes on the first run on his own.

When I first bought the Waterstrider there were only two options available: Waterstrider and **Watermaster**. Now there are many types of one-person or two-person rafts available. I'm not writing this to sell Waterstriders—just the concept of a personal watercraft.

Since my initial maiden voyage, I have enjoyed many incredible days with family and friends on various rivers in the West. We mostly use rafts for steelhead on the Lower Sacramento, Klamath and Trinity. Here is a link to a short video of my son on a rapid on the Klamath.

<https://www.youtube.com/@robertmayfield7371>

Here is a list of some of the lessons I have learned about the benefits of owning a personal watercraft.

- ❖ You can travel with them. Pictured are my brother and me flying them up to the Olympic Peninsula in Washington.
- ❖ I always feel like I am on a new adventure.



- ❖ Go slow, don't try to cover too much water.
- ❖ Stop, make a hot lunch, build a fire to warm up.
- ❖ Be prepared to get wet. I have not flipped since the Kern but have gotten plenty of water splashed on me. Have good waders and have a rain jacket that can fit over your life vest, so that while you get wet on outside you will be dry on the inside.
- ❖ Have a large dry bag with matches, extra coat, and anything else you wish to stay dry.
- ❖ Keep things lashed down.
- ❖ When rowing, keep rod clipped or tied into boat. I lost a Sage rod and reel on the Lower Sacramento when I sat it in the boat and it snagged on the bottom of the river; it was never seen again.
- ❖ I carry a Garmin satellite communication device.
- ❖ Be courteous to the guides you encounter on the water, as you are an outsider and you're fishing areas usually only fished by them and their guests.
- ❖ Always wear a type III life vest and have a throw rope for emergencies.
- ❖ Note: wear the vest!

- ❖ Wear fins. While it is best to stop and fish from shore, fins give better control in slower water when you wish to fish and drift. Always keep your feet up on the foot strap when encountering whitewater; don't let your feet dangle down.
- ❖ Don't expect to catch as many fish as when you fish with a guide.
- ❖ Fish differently! Look to side channels that guides might not fish. There are some big fish there.
- ❖ Do not go blindly into these channels. Get out of the raft and take a look before you head in. Beware of obstacles in or across the river.
- ❖ Expect to be patching up your rafts, as they will get leaks and holes in them. Blow them up before the trip and check for leaks.
- ❖ Always carry a hand pump and a set of quick patches.
- ❖ Let someone know the drift you plan to take, and where you will put in and take out.
- ❖ Make sure you know what the takeout looks like from the water; it will not look the same as it does from the ramp. I also mark the spot on my GPS.

While a personal watercraft will not work for all of you, I wanted to share how they can add to the fun and adventure of your flyfishing experience.

## ***Subject: Online Submission for CDFW's Heritage & Wild Trout Challenge***

Hi all,

I just wanted to let you all know that we have just finalized an online submission form for the Heritage Trout Challenge. The link is located under the Rules and Policies header on CDFW's Heritage Trout Challenge page: <https://wildlife.ca.gov/Fishing/Inland/HTC/Application>. Please feel free to share. Thank you.

Joseph Stanovich, MS  
California Department of Fish and Wildlife

*[Editor's Note: Joseph Stanovich spoke at our January, 2023 Monthly Meeting. Thanks to Marc Bonvouloir for passing this on—Rob]*

## **Past Presidents' Hosted Dinner!**

**BOB MAYFIELD, PRESIDENT**

**I**'d like to invite all the members of the LBCC to attend a dinner to be hosted by the past presidents of the Club. For a great part of the Club's history, this was an event which was held every year, and both Steve Jones and I think it's time to get it back on track.

Dinner will be served on Saturday April 27, at 5:30 pm. We plan to resurrect the world-famous clam chowder recipe that has been buried in the Club's archives for years.

This is a no-cost event for anyone who wishes to join us. It should be a lighthearted dinner with ex-presidents giving sage advice to the incoming president. It will also give all of you a chance to tell the new president things the past presidents did which you do not want to see repeated.

If you plan to attend, you will need to text or call Bob Mayfield at [714-392-2211](tel:714-392-2211) so we can make sure to set a place for you at the table. Mark Flo has found "Past Presidents" pins, so, for any of you past presidents who have yet to receive a pin, we will present a pin to you at dinner.



# Long Beach Casting Club Membership Drive in Full Swing

SHAWN FIFE, MEMBERSHIP SECRETARY

**D**ear Long Beach Casting Club Members,  
It's that time of year again and membership renewal is due to the Club. Thank you to all members who have renewed their membership already. The Club greatly appreciates and looks forward to your support and continued participation.

If you have not already done so, please consider renewing today, and no later than March 31, 2024. If circumstances have changed and you no longer wish to be a Club member, please let me know.

- ❖ If you are not sure of your status, please email me at [shawnefife@outlook.com](mailto:shawnefife@outlook.com).
- ❖ If you are renewing and have no changes to your contact information, please pay by check, (mailed to the address below) or through our PayPal account (the link to the [Membership Page](#) is below).
- ❖ If you would like to donate to one of our several funds or if you have moved or had some other change in your contact information, please complete the [Membership Application Form](#) (found on the [Membership Page](#)), print and mail it with your payment.

Please remember to mail your renewal form and check to the Club address:

Long Beach Casting Club  
PO Box 90035  
Long Beach, CA 90809-0035

<https://longbeachcastingclub.org/membership>

Please renew by March 31, 2024. Again, thank you for your past support.



## March Lower Owens

JOE LIBEU, PAST PRESIDENT  
JOHN LINCOLN, MEMBER

**F**or those planning to join in the March Lower Owens trip, below are some trip details.

### DINNER SCHEDULE

If you are planning to join us, we'd appreciate it if you could inform Joe Libeu. This will help in the planning of headcounts for the dinners.

- ❖ Thursday (3/7): dinner at Amigos, 6:00pm.
- ❖ Friday 3/8): dinner at Yamatanis, 6:00pm.
- ❖ Saturday (3/9/2024): meet at the Pleasant Valley Campground Bridge at 8:30am if you need help. Saturday dinner at the Pizza Factory at 6:00pm. We'll charge each individual \$15.00 for pizza, salad and drink.
- ❖ Sunday (3/10/2024): on your own.

### LOWER OWENS WORKSHOP

Pre-Trip/Workshop meeting on 2/24/2024. For first-timers, we highly recommend you download and read the [Workshop Handout](#).

**Topic:** Lower Owens Workshop for March Trip

**Date:** Saturday, February 24, 2024

**Time:** 9am-12pm

**Location:** LBCC

**Instructors:** Joe Libeu & John Lincoln

Class is open to everyone. Click [here](#) for Workshop Handout. Thanks!

Joe Libeu  
([fishlgf@ix.netcom.com](mailto:fishlgf@ix.netcom.com) 310-749-6771)  
John Lincoln  
([jlincoln1@yahoo.com](mailto:jlincoln1@yahoo.com) 562-652-7686)

# Save the Date

**LBCC Annual General Meeting**  
**Thursday, April 4 at 7:00 pm**

**BLAIR WILLIAMS, CORRESPONDING SEC'Y**

The Board will ask members to vote on the 2024-2025 Board of Directors, based on the following nominees selected by this year's Nominating Committee [Nominating Committee members are listed on Page 13—Ed.] in accordance with the Constitution & Bylaws. The nominees are:

<b>PRESIDENT:</b>	Tom Olson
<b>1<sup>ST</sup> VICE PRESIDENT:</b>	Tony Daus
<b>2<sup>ND</sup> VICE PRESIDENT:</b>	Steve Timm
<b>CORRESPONDING SECRETARY:</b>	Craig Wiginton
<b>MEMBERSHIP SECRETARY:</b>	Shawn Fife
<b>TREASURER:</b>	Ed Alvarado
<b>CO-CAPTAINS:</b>	Mark Flo & Keith O'Donnell
<b>FACILITIES &amp; POND:</b>	Steve Jackson
<b>JUNIOR DIRECTOR:</b>	Bob Mayfield
<b>SENIOR DIRECTOR:</b>	Steve Jones

This meeting will held at the LBCC Clubhouse as well as via teleconference:

<https://us06web.zoom.us/j/83604443721?pwd=dVrtOpkaSvxYkzhqflvfVTaGVFGTc.1>

**Meeting ID:** [836 0444 3721](#)

**Passcode:** [624788](#)

Per Article VIII, Section 5 of the Club By-Laws: "After the members have been advised of the ticket nominated as above, any ten (10) members in good standing may nominate other candidates for the same office or offices from the floor at the Annual Meeting. Such nominations shall be made in writing and be signed by said and delivered to the Corresponding Secretary before the election. The name(s) of any candidate or candidates so nominated from the floor shall be written on the ballot, and shall be voted on at the Annual Meeting."

Due to the Annual General Meeting, there will be No Monthly Meeting at the end of the month in April.



## Intermediate Fly Casting and Mending Clinic Coming up

**Tuesday, April 16 and 23, 2024**  
**Time: 7:00 pm**

**JOHN VAN DERHOOF, PAST PRESIDENT**

The Club will offer our Intermediate Fly Casting and Mending Clinic starting on Tuesday, April 16 at 7:00 PM. The class will run for two consecutive Tuesday nights—April 16 and 23.

This class is designed to help members improve their casting through self-awareness and self-help, and also to teach more advanced mends and casts that prove invaluable while fishing. Improving your casting is key to adding additional abilities to accurately present a fly to a fish, or cast with increased distance. It is also necessary if one wants to learn how to double haul—a class in the near future. Also, learning different mends and curve casts can dramatically increase your ability to catch fish.

Attendees must be Long Beach Casting Club members—this class will not be offered to the general public.

If you have any questions, email me at [lbccbeginningcasting@gmail.com](mailto:lbccbeginningcasting@gmail.com). Thanks!



# LBCC 6th Annual Spey Tournament

**TOM OLSON, SPEY CAPTAIN**

Our LBCC Sixth Annual Spey Tournament took place the weekend of January 27 and 28. It was a huge success because everyone had fun! We had a record number of casters(31) entered in several different divisions: Open, Women's, Seniors', Super Seniors', Novice, Juniors' and the first ever Skagit Division. Our youngest caster was nine years old, and we had two Super Seniors in their 80's!

Our tournament was a two-day event where everyone casts both days, which adds up to five-plus hours of casting per day. We had beautiful 75- to 80-degree weather and light winds. Casters traveled from Montana, Oregon and Northern California. Four members of the LBCC Board of Directors participated, and all four medaled—in different categories!

This was also a successful tournament for LBCC because of the incredible help from all the volunteers. John Lincoln and Dan Luas provided delicious breakfasts and lunches from Thursday to Sunday. Both Shirley and Wayne Sakaguchi were invaluable, Shirley managing all the data input and Wayne judging in the pond. The judges put in long hours on their feet: John Van Derhoof, Wayne Sakaguchi, Matt Donaldson and Keith O'Donnell. Mark Flo was timekeeper. Tournament prep, set-up and take down: Keith O'Donnell, Steve Lankenau, Mark Lipe, Steve Jackson, Norm Riggs and Conley Dees.

Keith O'Donnell handled all the top-quality shirts. John O'Donnell did a great job as our announcer. Cece Rubin made a first-ever on-line registration form. Bruce Jeske and Paul Burgner set an all-time sales record of donated equipment and Club merchandise.

I personally want to thank all the participating casters for being in our tournament. All of you have become better Spey casters from practicing and being in the



tournament. Thank you to all the volunteers and spectators for being there to cheer and support our Spey casting community. The Club was designed for tournaments, which bring us all together for great camaraderie, personal challenges and becoming better fly fishers.



## Spey Tourney Results

### OPEN

NAME	PLACE	TOTAL	LONGEST
Henry Mittel	1	581	172
Tom Olson	2	568	149
Whitney Gould	3	566	148
Joel Phillips	4	516	140
David Ross	5	502	133
Glen Nagumo	6	496	141
Matthew Donaldson	7	493	139
Conley Dees	8	483	134
Chris Christensen	9	479	134
Matt Abrams	10	463	124
Tony Ogden	11	448	138
Duncan Gasiewicz	12	436	154

### WOMEN

NAME	PLACE	TOTAL	LONGEST
Cece Rubin	1	283	79
Grace Cherry	2	210	60



## SENIOR

NAME	PLACE	TOTAL	LONGEST
Steve Lankenau	1	449	119
Keith O'Donnell	2	386	122
Mark Flo	3	386	128
Tim Lambert	4	376	97

## SUPER SENIOR

NAME	PLACE	TOTAL	LONGEST
Ken Sandstrom	1	484	141
Howard Uller	2	453	122

## NOVICE

NAME	PLACE	TOTAL	LONGEST
Dennis Panish	1	449	124
Mario Rodriguez	2	324	97
Rick Mori	3	310	97

## JUNIOR

NAME	PLACE	TOTAL	LONGEST
Oliver Dees	1	50	50

## SKAGIT

NAME	PLACE	TOTAL	LONGEST
Tony Daus	1	281	77
Bob Mayfield	2	268	70
Jim Ferguson	3	265	69
Art Daily	4	255	70
Cecil O'Dell	5	242	65



## 2024-25 Nominating Committee

ROB PETERSON, TARGET TALK EDITOR

The following is a list of the 2024-2025 Nominating Committee Members:

- ❖ Marc Bonvouloir, Chair
- ❖ John Van Derhoof, past president
- ❖ Dan Rivett, past president
- ❖ Keith O'Donnell
- ❖ Terry Komisak

Look for a list of nominees for the 2024-2025 Board of Directors in the March edition of Target Talk.

## 15% Aventik Discount

PAUL BURGNER, MEMBER

Chao Hang of Aventik is offering LBCC members a **15% discount**. Go to the Club page and click on "Sponsors", "Aventik". The Aventik page will come up. Type the ASIN# in the search area (example: ASIN B079NBK9L4). The product will come up. Use code **8NUSVWB4**. Items for this month:

- ❖ [Fly Line Sinking Tip ASIN: B07Y2ZGRFF](#)
- ❖ [Floating Line ASIN: B073VD6B2J](#)
- ❖ [Waterproof Tackle Box ASIN: BOC5LLPRW6](#)
- ❖ [Graphite Fly Reel ASIN: B0B463CNZR](#)
- ❖ [Aluminium Fly Reel ASIN: B087BSS3LJ](#)
- ❖ [Tenkara Rod ASIN: BOBNVMGT9V](#)
- ❖ [Floating Line ASIN: B072KNFD39](#)
- ❖ [100pc Barbless Hooks ASIN: B07QPMSWZ7](#)
- ❖ [Fly Tying Tinsel ASIN: B07D2C6S4D](#)
- ❖ [Tying Tool with Nipper ASIN: B089R4H7XR](#)

# Fall River Trip, June 2024

MARC BONVOULOIR, MEMBER

**F**or the fourth year, LBBC will be fishing the largest spring creek west of the Rockies—Fall River. More a river than a creek, this spectacular water is located an hour northeast of Redding in the shadow of beautiful Mount Shasta. The Fall River is a 21-mile-long tributary to the Pit River. It is a designated Heritage and Wild Trout stream. The cool clear waters of this world-class spring creek are fished from boats, casting 30-40 feet downstream with big dries or nymph rigs, tempting large rainbows along the bottom.



**WHEN:** May 28-June 1. Arrive Tuesday, depart Saturday. Four nights

**WHERE:** Circle 7 Ranch. Visit [The Fly Shop's](#) link to [Circle 7 Ranch](#) to see for yourself this incredible location on the river. There are five homes on the ranch. We will have the entire White House set up for a total of eight members.

**WHAT:** with four bedrooms and 2.5 baths, the White House has ample room for eight members to spread out and fish as much as you want. Amenities include satellite TV, wi-fi, central air and sundeck with BBQ. Rental boats are available each day. We will be guided the first day (Wednesday) on the nuances of fishing from boats on a spring creek. The Fly Shop in Redding will supply four guides. Early June has major hatches of mayflies and, if we're lucky, the largest mayfly



hatch, Hexagenia, will have us casting Size-8 dries to ravenous fish!

**PACKAGE: \$822.44** per member includes 4 nights accommodations, shared guide for full day on Wednesday, shared rental boat for 2 days Thursday and Friday. This price is actually \$22 less than last year! \$422.44 is due on March 15, payable to LBCC. \$300.00 is due April 20, payable to LBCC, and the last \$100 is due to me by May 15 for rental boat for 2 days.

**DINNERS:** each member will have a partner to fish with, as well as to cook for the group of eight. At the pre-trip meeting, we will determine the meal each twosome will cook on each night. Groceries may be bought at Safeway in the town of Burney, about 20 miles before getting to the ranch. Lunch on Wednesday will be provided by the guide. Breakfast and lunch are on your own.

**NOTES:** drive time from Los Angeles is 9.5 hours. Other locations to fish include Hat Creek, Pit River, Baum Lake and McCloud River.

**NOTIFICATION:** if you want to go on this trip you must let me know right away. Space is limited to eight members and I will be putting together a wait list. [213-369-9525](tel:213-369-9525) or [mrmlb21@gmail.com](mailto:mrmlb21@gmail.com).



# RSVP By 4/15: First Aid and CPR

**LBCC Clubhouse—Saturday, 4/27/2024**

**TONY DAUS, 1ST VICE PRESIDENT**



**T**he LBCC is a very active club, with plenty of events at the Clubhouse and fishing trips scheduled throughout the year. In the spirit of keeping everyone safe and well-prepared, the Club is offering a 2.5 hour first-aid and CPR training class on Saturday April 27 at 9:00 a.m. at the Clubhouse.

We will learn basic first aid techniques for the kinds of emergencies we would likely encounter (heat exhaustion, hypothermia, shock, etc.), how to apply CPR and recognizing and handling potential stroke victims. This will be followed by lunch. The class will be taught by a certified first-aid and CPR instructor. A \$10 fee will be charged to cover the training and refreshments. We have room for up to 40 participants.

Please sign up by April 15, by sending an email to Tony Daus ([anthony.daus@gmail.com](mailto:anthony.daus@gmail.com)) and payment to the Club. Checks should be made out to "LBCC" with a memo: "First-Aid/CPR Training".

**Note: This is not a certification class, although we will cover much of the same materials. Educational purposes only.**

## SIERRA PACIFIC FISHING ADVENTURES

### ❖ For Sale ❖

Used **Nautilus Reel 4/5/6** wt lines with Spectra backing and Reel cover  
**\$225.00**



Used **Sage 4560** Reel, 4/5/6 wt lines with Spectra backing and Reel Cover  
Used **Sage 4560** Spool 4/5/6 wt lines with Spectra backing and Reel Cover  
Above sold as Package **\$250.00**

Used **Tibor Signature Series 9-10** Fly Reel with Spectra backing,  
Rio Flats Pro WF9 line and Reel Cover.  
Used **Tibor Signature Series 9-10** Spool with Spectra backing,  
Rio Bone Fish Quick Shooter WF9 and Reel Cover.  
Sold as a package **\$810.00**



Contact Joe Libeu  
Sierra Pacific Fishing Adventures  
310 749-6771 or at: [jlsdfa@ix.netcom.com](mailto:jlsdfa@ix.netcom.com)





## LBCC Hats for Sale!

COLIN KUMABE, PAST PRESIDENT

**T**he LBCC is selling special “100th Anniversary 1925-2025” hats. There are only 100 of these hats. When they’re gone, then you will be sorry you missed them.



Priced at \$20 each, you can’t afford to pass these up. Hats may be purchased only at the Clubhouse of the Long Beach Casting Club. Just come to the Clubhouse during any event on the calendar, such as the monthly meeting, to purchase these collectible stylish hats.



## Behind the Scenes Footage of Klamath Dam Removal!

CAL TROUT PRESS RELEASE

**R**eady for some good news? The next big milestone in the Klamath River dam removal process is well underway. Reservoir drawdown was initiated this past month for all three of the remaining dams slated to be removed: Iron Gate Dam, JC Boyle Dam, and Copco 1 Dam. Copco 2 Dam was removed in 2023.

Deconstruction of the remaining dams is expected to begin sometime in May or June. Restoration and revegetation also began in January, and crews started reseeding the former reservoir footprints as reservoirs receded.

This is an exciting milestone towards dam removal, and we are thrilled to share the news with you on behalf of the Klamath River Renewal Corporation (KRRRC)! KRRRC is the entity overseeing removal of the dams, and they are your best source for questions and real-time updates on dam removal. Watch the videos below to see reservoir drawdown in action on all three dams.

Removal of the four Klamath River dams will be the largest dam removal and salmon restoration project in the history of the United States.

How did we get here? Learn more about dam removal on the Klamath.

- ❖ [Iron Gate Dam Reservoir Drawdown. Credit: Jason Hartwick / Swiftwater Films](#)
- ❖ [JC Boyle Dam Reservoir Drawdown. Credit: Swiftwater Films](#)
- ❖ [Copco 1 Dam Reservoir Drawdown. Credit: Swiftwater Films](#)

# Recordings of LBCC Monthly Speakers

ROB PETERSON, TARGET TALK EDITOR

**H**ere are our recorded speaker presentations for 2022 and 2023. Just click on a link, and copy and paste the password at the prompt. See [February 2022 Target Talk](#), p. 17, for 2021 presentations.

**JANUARY 2022:** Steph Albano, [Finatical Flyfishing](#), "Global Guide Service for Women".

[Steph Albano Presentation Jan. 27, 2022](#)

Passcode: d9sE1\*pn

**FEBRUARY:** Glenn Ueda, [So Cal Fishing Guide](#), "Planet Carp".

[Glenn Ueda Presentation February 24, 2022](#)

Passcode: 2C!.hWQ1

**MARCH:** Ernie Gulley, [Ernie Gulley Flyfishing](#), "Stillwater Tactics".

[Ernie Gulley Presentation March 31, 2022](#)

Passcode: Ri65p6%N

**OCTOBER:** Lance Egan, "Newfangled Nymphing".

[Lance Egan Presentation October 27, 2022](#)

Passcode: i?hk7fd^

**NOVEMBER:** Charlie Craven, Fly Tying Demo.

[Charlie Craven Presentation Nov. 17, 2022](#)

Passcode: C%uGCj33

**FEBRUARY 2023:** Steve Schalla, "Origins of Golden Trout".

[Steve Schalla Presentation February 23, 2023](#)

Passcode: V?6FufM7

**JUNE:** Dave Smith, "DIY Fly Fishing New Zealand".

[Dave Smith Presentation June 29, 2023](#)

Passcode: B9\*xOP?T

**JULY:** Howard Uller and Art Strauss, "California Heritage Trout". **This was not recorded, but you can access their [presentation here](#).**



## *In appreciation for the many years of support,*

**B**ob Marriott's is pleased to give 5% of all Long Beach Casting Club member purchases back to the member. This store credit can be used by you, the member, for flies, tying materials or toward other product purchases that will help benefit your fishing. When purchasing from Bob Marriott's, please be sure to mention that you are a LBCC member to help ensure that a percentage of your sale goes back to you.



## TREASURE ISLAND HOMESTEAD

*Vacation Rental on the upper North Platte River*

Book Direct at:  
[TreasureIslandHomestead.com](http://TreasureIslandHomestead.com)

GPS: 41.3324, -106.7293  
Saratoga, WY  
(307) 228-4119  
[info@TreasureIslandHomestead.com](mailto:info@TreasureIslandHomestead.com)



# Fly Tying Forum

## March Schedule


MATT MURDOUGH, MEMBER

**W**elcome to the March edition of the LBCC Fly Tying Forum, especially to all those graduates of the Beginner's Fly Tying Class.

Cecil O'Dell will start us off this month with a modern version of the classic Green Rock Worm. As you can tell from the picture, this pattern closely imitates a caddis nymph, perfect for those hungry spring trout on the upper Owens!



Matt Murdough will follow with a class on techniques for small dry flies. "Small" is, of course, a relative term, so Matt will ask everyone to try tying a dry fly two sizes smaller than their personal best. The



pattern for the night will be an A.K. Best style Blue-Winged Olive with a quill body. This diminutive mayfly hatches nearly year-round in most Western states and provides an opportunity for dry fly fishing even when the thermometer plunges.

Allan Grosdidier is up next with the Prince Nymph. This popular pattern was originated by Oakland's Doug Prince in the 1930s, and now has many variations. The weighted bead-head Prince is one of the most common versions seen today.







If you're planning that big Alaska fishing trip for this year and want to know what one fly is guaranteed to work statewide, come to our fourth session of the month. Matt will demonstrate how to tie the Dolly Llama, a guide favorite streamer that will catch all five species of Pacific salmon, steelhead, rainbows, Dolly Varden, Artic char and grayling.

Anyone who would like to join our regular sessions at 7:00 pm every Wednesday, please email Shirley Sakaguchi ([sakagusc@gmail.com](mailto:sakagusc@gmail.com)) to get added to the Forum email list. We will send out pattern sheets to the Fly Tying Forum distribution for all the flies covered in the coming month. Anyone who is interested in leading a tying session should reach out to Matt Murdough ([mmroaringbrook@gmail.com](mailto:mmroaringbrook@gmail.com)) to get onto the schedule. If you have a pattern or genre of fly you'd like to learn how to tie, please let us know; we likely have someone in the Club who can demonstrate it for us. We're looking forward to seeing some new faces at the Forum!

DATE	GENRE: PATTERN	INSTRUCTOR
3/6	Caddis Nymph: Green Rock Worm	Cecil O'Dell
3/13	Small Dries: BWOs	Matt Murdough
3/20	Classic Nymphs: Prince Nymph	Allan Grosdidier
3/27	Alaska Standards: Dolly Llama	Matt Murdough



ALASKA REEL ADVENTURES  
[www.alaskareel.com](http://www.alaskareel.com)  
 (808) 551-1993  
[info@alaskareel.com](mailto:info@alaskareel.com)

## SplitWise: A New Tool to Split Trip Expenses

COLIN KUMABE, PAST PRESIDENT

**H**ow do we split the cost of the trip when several group members pay for costs to be shared? Simple, using a free app called SplitWise (<https://www.splitwise.com/>).

We have all been on fishing trips with friends and paid for gas, lunch, coffee, and snacks. Then at the end of the trip, we have difficulty calculating the amounts we pay each other.

During our last trip to the Lower Owens River, three of us purchased gas, lunch, and the hotel room. If someone is okay with being the accountant, then splitting the costs is easy. Just turn it over to the Club treasurer, right?

How about using a free app called SplitWise that allows everyone to enter all payments? SplitWise will:

- ❖ Allow every group member views costs to be shared, and
- ❖ Calculate amounts to settle trip costs equally.

Give the app a try and see me at the Long Beach Casting Club Pond for any questions on the app (or casting).

# LBCC Pyramid Lake Ladder Fishing Trip

## W/Rob Baldwin & Steve Johnson of Salty Cutthroat Outfitters

### March 13–15, 2024



Come out & Experience a Truly Unique Adventure!!!

**Dates** – Fishing three full days — March 13–15 (Wednesday to Friday). Arrive Tuesday, March 12 and departing Saturday, March 16.

**Guide Assistance** – Provided by Rob Baldwin, Steve Johnson and the Salty Cutthroat Outfitters.. Website: [www.saltycutthroatoutfitters.com](http://www.saltycutthroatoutfitters.com). Phone: 276-525-5631

**Cost** – **\$200/day/angler** based on 10–12 participants with 3 guides and a separate cook. This includes hot breakfast & lunch, plus drinks

**Lodging Plans** – Hotel in Sparks, NV — [Western Village Inn & Casino](http://www.westernvillageinn.com), 800-648-1170. We won't book enough rooms to secure a block of rooms. Please call them directly, ASAP, to get best Prices. Option, stay at [Pyramid Lodge in Sutcliffe, NV](http://www.pyramidlodge.com), 775-476-0400. Call them to get availability and pricing.

**What you are responsible for** – Your Transportation, Hotel, Meals (other than breakfast and lunch on fishing days at the lake), Guide tips & Fishing Permit from Paiute Indian Tribe: \$62 for 3-day permit.

**Fishing Gear** – Rods/Reels: 9' - 8 or 9 wt. or 11' Switch Rod, with floating line for indicator fishing or fast sinking or shooting head line for stripping on single handed rods. Tackle: Flies, adjustable indicators, 10–15# leader/tippets. Check their website for latest info. Ladders and Chair Ladders will be provided. Rods, reels & terminal tackle will be provided if you need them. You will also need warm layered clothing, waders and wading boots.

#### More Info –

- Deposit of **\$300.00** due ASAP after signing up.
- Final payment of **\$300.00** due no later than January 15, 2023. Make checks payable to the 'Long Beach Casting Club', and send to LBCC at: PO Box 90035, Long Beach, CA, 90809.
- Contact Paul Nakamura for details or info and to get on the Trip List at [pnaka1946@gmail.com](mailto:pnaka1946@gmail.com) or 310-487-3367
- We will try to have a Zoom meeting with Rob & Steve to get you acquainted with fly fishing Pyramid Lake. Tentative date will be in February after we get a club distribution developed.
- Pre-Trip Meeting will be scheduled prior to the trip and more details will be sent to members who have signed up for the trip.

# Fly Tying Tip: Hackle Wrap

DAVE BOYER, MEMBER

This suggestion comes from Gary Borger whom we had as a guest last November here in Arkansas. If you are tying emergers, those have wings, leg shucks and all kinds of messy appendages. If you are a fan of the "[Quigley Hackle Stacks](#)", this is an alternate with similar buggy results. It can also be used with dry flies if you want a more durable hackle, though not pretty (but do the fish care?).



Prepare your fly tail and abdomen as you normally would and tie in your hackle ([Photo-1](#)). Take your feather and thread together, wrap forward to the eye of the hook, then back to the tie-in point, then back to the front. At this point you can release your feather and it will stay wrapped due to the thread intertwined with the feather ([Photo-2](#)).



Now you can tie off the excess feather and trim. If desired, you can trim the hackle barbs on the bottom and you have a messy hackle that is durable with the thread wrapped through it ([Photo-3](#)).

## Steelhead Report Cards are (Over) Due!

COLIN KUMABE, PAST PRESIDENT

Just a friendly reminder that your steelhead catch report is due to the California Department of Fish and Wildlife (CDFW). The fishing regulations require that everyone with a Steelhead Card is required to report the catch, regardless of whether you catch none, one or many.

The CDFW uses the information collected on the steelhead catches to track angling trends each year. Then, the CDFW makes fishery management decisions. So, the information you submit in your reports directly influences the way rivers fished by all of us are managed by the CDFW.

Reports were due January 31, but reporting doesn't close until April 1. Report using the following link: <https://wildlife.ca.gov/Conservation/Inland-Fisheries/Steelhead-Report-Card>

If your wish you could report more steelhead on your catch report, then practice your casting at the Long Beach Casting Club. See you at the Pond!



# Fly of the Month: Fran Betters' The Usual

JOHN VAN DERHOOF; PAST PREZ

I have heard a rumbling among members that I have been mean-spirited by regularly posting flies in this rag that are very taxing or too difficult to tie. That simple and effective flies should be made more available. I agree that simple and effective flies are a wonderful thing to tie, but I also want to teach techniques and drag my fellow tiers along by their bootstraps, aiming them towards the heights of competency and excellence! However, in the name of fairness, here is a fly that is sure to delight those wishing something simple, messy and quite effective: Francis (Fran) Betters' The Usual.

Fran Betters was a tremendous tier and innovator who lived in the Adirondacks and operated his fly shop ([the Adirondack Sport Shop](#)) near the West Branch of the AuSable River. He was also an author of the following titles: [Fishing the Adirondacks \(1982\)](#), [Fish Are Smarter in the Adirondacks \(1983\)](#), [Something's Fishy in the Adirondacks \(1985\)](#), [Fran Betters' Fly Fishing, Fly Tying and Pattern Guide \(1986\)](#), [Fran Betters' AuSable River Guide \(1991\)](#) and more.


As to fly tying, he was the creator of several popular flies such as [the Haystack](#) when he was, I believe, in middle school. Nothing major in terms of an original pattern, just the original form of the entire Comparadun family of flies! You like Wulff flies? Well Fran was the inventor of one of the very best: the [AuSable Wulff](#). Sadly Fran passed in September, 2009. He has been honored with a place in the [Fly Fishing Hall of Fame](#) of the Catskill Fly Fishing Center and Museum.


The Usual is a simple searching pattern, like an Adams, a Royal (or AuSable) Wulff, or a Stimulator. It is a mess to look at and that's by design. It is comprised entirely of hair from the foot of a Snowshoe hare which has excellent flotation qualities. I like to use the portion of hair that is between the "toes", as it tends to be a bit straighter and long enough to tie larger sizes. I usually tie this in two color versions: one all natural tannish-white, and one with a wing and tail of dyed-dun Snowshoe and a body of olive-green Snowshoe. The fly can be tied in multiple sizes, from #10 all the way down to #20.

So here's your chance: Van Derhoof showing his kind and gentle side. If you want to tie something, but you don't give a ding-dang how it turns out, then Fran Betters' The Usual is for you!

## MATERIALS FOR TYING THE USUAL:

Hook: Tiemco 100 or similar; #10–#20  
 Thread: Veevus 10/0; fluorescent red or orange  
 Wing: Snowshoe hare  
 Tail: Snowshoe hare  
 Body: Snowshoe hare; widely spaced, allowing underbody to show.





### INSTRUCTIONS FOR TYING THE USUAL:

1. De-barb your hook and insert it into your vise. Attach your thread to the hook at the head space and wind down about half the length of the shank, then back towards the eye to a point where your thread is about 1/3 of the shank back from the eye. Over the years I have seen a couple of ways to tie this and I have found that tying in the wing first is, for me anyway, the best and most efficient.

Now, if you have never worked with snowshoe hare you will quickly notice that the hair is unruly (or worse than unruly). This is part of its appeal and why it's used. All that spiky hair aids in floating the fly. Carefully (the hare's claws are usually still attached and they're sharp) spread the center toes apart until they separate slightly, and remove a clump of the longer, straighter hair with your scissors. There will be a lot of basal hair and you need to remove most of it, but save it as this will be the body. Measure the wing so that it is the length of the hook and tie it in with the tips forward. The material is bulky so it will take about five to seven wraps to lock it in. Trim away the butt ends on a shallow taper back towards where the tail will be. This will help in making the underbody even. Now wind the thread back to the end of the shank.

2. Select a slightly smaller bunch of hair to be used for the tail. Again, remove most of the basal fur from your clump and measure the tail for length. It should be the length of the hook shank. Tie the

tail down, using about four to six touching wraps, winding back towards the eye. Trim away the butt ends on a similar angle and taper as the wing butts were trimmed. Okay, I know you want to be messy but you want the fly to last, right? So please do this for me. Now continue the touching wraps all the way to the back of the wing and then reverse direction to the tail. What we want here is a nice, fairly smooth red or orange underbody.

3. Almost home...using the basal fur you saved from the wing and tail, apply the dubbing material to your thread into a 2"–or 3"–long dubbing noodle. Don't make the dubbing too tight. The body wants to look spiky and the thread color should show through (this should delight messy tiers). Wind the dubbing forward but don't use touching turns—leave the slightest bit of underbody color showing below. Once you get to the wing, stop winding the dubbing. Grab the wing and pull it back, and squeeze as hard as you can with your thumb and forefinger for about five seconds. Yeah, really squeeze! Now, still pulling the wing back, continue winding your dubbing in front of the wing to create a dam to keep the wing upright. This should only take two or three turns of dubbing. If you have any dubbing left, remove it, wind a neat (okay, messy) head and whip finish. Hope y'all had fun!



## Calendar of Events

### March



2	Saturday	8:00 AM	Club Spey Cast
3	Sunday	9:00 AM	Sunday Club Cast
		10:00 AM	Women's Casting
4	Monday	9:00 AM	Project Healing Waters Rod Building
		6:30 PM	Board of Directors Meeting
5	Tuesday	7:00 PM	Beginning Fly Tying w/ Supplemental 6:00 pm Session
			Tuesday Night Club Cast
6	Wednesday	7:00 PM	Fly Tying Forum
7	Thursday	7:00 PM	Project Healing Waters Evening Meeting
7-10	Weekend		Lower Owens Trip #3 w/ J. Libeu
9	Saturday	8:00 AM	Club Spey Cast
10	Sunday	9:00 AM	Sunday Club Cast
11	Monday	9:00 AM	Project Healing Waters Rod Building
12	Tuesday	7:00 PM	Tuesday Night Club Cast
13	Wednesday	7:00 PM	Fly Tying Forum
13-15	Week		Pyramid Lake Trip w/ Paul Nakamura
14	Thursday	7:00 PM	Project Healing Waters Evening Meeting
16	Saturday	8:00 AM	Club Spey Cast
17	Sunday	9:00 AM	Sunday Club Cast
18	Monday	9:00 AM	Project Healing Waters Rod Building
19	Tuesday	7:00 PM	Tuesday Night Club Cast
20	Wednesday	12:00 PM	Nooner Lunch
		7:00 PM	Fly Tying Forum
21	Thursday	7:00 PM	Project Healing Waters Evening Meeting
23	Saturday	8:00 AM	Club Spey Cast
24	Sunday	9:00 AM	Sunday Club Cast
26	Tuesday	7:00 PM	Tuesday Night Club Cast
27	Wednesday	7:00 PM	Fly Tying Forum
28	Thursday	6:00 PM	Monthly Meeting: Mike Gaglianese on the Texas Gulf Coast
30	Saturday	8:00 AM	Club Spey Cast
31	Sunday	9:00 AM	Sunday Club Cast

### April

1	Monday	6:30 PM	Board of Directors Meeting
2	Tuesday	7:00 PM	Tuesday Night Club Cast
3	Wednesday	7:00 PM	Fly Tying Forum
4	Thursday	7:00 PM	Annual General Meeting
6	Saturday	8:00 AM	Club Spey Cast
			SWCFFI Fly Buy
7	Sunday	9:00 AM	Sunday Club Cast
		10:00 AM	Women's Casting
9	Tuesday	7:00 PM	Tuesday Night Club Cast
10	Wednesday	7:00 PM	Fly Tying Forum
			Teach the Teachers: Intermediate Casting
11	Thursday	7:00 PM	Project Healing Waters Evening Meeting
13	Saturday	8:00 AM	Club Spey Cast
		5:00 PM	Awards & Installation Dinner



## Calendar of Events Cont'd

14	Sunday	9:00 AM	Sunday Club Cast
16	Tuesday	7:00 PM	Tuesday Night Club Cast Intermediate Casting and Mending
17	Wednesday	12:00 PM 7:00 PM	Nooner Lunch Fly Tying Forum Teach the Teachers: Intermediate Casting
18	Thursday	7:00 PM	Project Healing Waters Evening Meeting
20	Saturday	8:00 AM 9:00 AM	Club Spey Cast Pre-Trip: Green River Trips
21	Sunday	9:00 AM	Sunday Club Cast
23	Tuesday	7:00 PM	Tuesday Night Club Cast Intermediate Casting and Mending
24	Wednesday	7:00 PM	Fly Tying Forum
27	Saturday	8:00 AM	Club Spey Cast First Aid & CPR Training LBCC Past Presidents' Dinner
28	Sunday	5:30 PM 9:00 AM	Sunday Club Cast
28-5/3	Week		Green River #1 w/ Dennis McTeer
30	Tuesday	7:00 PM	Tuesday Night Club Cast

### May

1	Wednesday	7:00 PM	Fly Tying Forum
2	Thursday	7:00 PM	Project Healing Waters Evening Meeting
4	Saturday	8:00 AM	Club Spey Cast
5	Sunday	9:00 AM 10:00 AM	Sunday Club Cast Women's Casting
5-10	Week		Green River #2 w/ Colin Kumabe
6	Monday	6:30 PM	Board of Directors Meeting
7	Tuesday	7:00 PM	Tuesday Night Club Cast Beginning Rod Building Session 4
8	Wednesday	7:00 PM	Fly Tying Forum
9	Thursday	7:00 PM	Project Healing Waters Evening Meeting
11	Saturday	8:00 AM	Club Spey Cast Riptide Rendezvous Pre-Meeting
12	Sunday	9:00 AM	Sunday Club Cast
14	Tuesday	7:00 PM	Tuesday Night Club Cast
15	Wednesday	12:00 PM 7:00 PM	Nooner Lunch Fly Tying Forum
16	Thursday	7:00 PM	Project Healing Waters Evening Meeting
18	Saturday	8:00 AM 9:00 AM	Club Spey Cast Pre-Trip: Fall River w/Marc Bonvouloir
19	Sunday	9:00 AM	Sunday Club Cast
21	Tuesday	7:00 PM	Tuesday Night Club Cast Beginning Rod Building Session 2
22	Wednesday	7:00 PM	Fly Tying Forum
23	Thursday	7:00 PM	Project Healing Waters Evening Meeting
25	Saturday	8:00 AM	Club Spey Cast
26	Sunday	9:00 AM	Sunday Club Cast
28	Tuesday	7:00 PM 7:00 PM	Beginning Rod Building Session 3 Tuesday Night Club Cast
28-6/1	Week		Fall River w/ Marc Bonvouloir
29	Wednesday	7:00 PM	Fly Tying Forum
30	Thursday	7:00 PM	Monthly Meeting: Dagur Gudmundsson



## INTRODUCED OVER 40 YEARS AGO

when our original range of Lightweight PVC Waders was developed in the UK, we've grown considerably to include a full range of premium fly fishing gear and technical apparel aimed at enhancing your fishing experience.

---

Inspiring Anglers To Fish  
Since 1978

PHOTO-1

## DID YOU KNOW...

Club members receive exclusive offers and discounts?

---

Shop online at  
[www.snowbee-usa.com](http://www.snowbee-usa.com)

**Snowbee**  
EST 1978



(626) 542-3810



[support@snowbee-usa.com](mailto:support@snowbee-usa.com)



<https://snowbee-usa.com>

Rods | Reels | Lines | Waders | Apparel | Accessories

# GOLDEN SAILS

LB — HOTEL — CA



## SET SAIL FOR COMFORT & CONVENIENCE

- On-site fitness center
- Complimentary Wi-Fi
- 24-hour business center
- Outdoor year-round heated pool
- Oversized spa
- Spacious courtyard with gazebo, ideal for weddings
- On-site vending machines
- Coin-operated laundry
- ATM machine
- Complimentary USA newspapers in the lobby
- 173 guest rooms featuring:
- Work desk
- 32 inch flat-screen TV
- Microwave
- AM/FM alarm clock radio
- Mini refrigerator
- Single cup Haus Maid coffee maker
- Ironing board
- Hairdryer
- Aquamer Institute Swiss® bath amenities
- Air conditioning


### GOLDEN SAILS HOTEL

6285 E. Pacific Coast Highway, Long Beach, CA 90803 | (562) 596-1631 | [goldensailshotel.com](http://goldensailshotel.com)





JUNKYARD SPEY



[www.redshedflyshop.com](http://www.redshedflyshop.com)



[WWW.OLDMOEGUIDESERVICE.COM](http://WWW.OLDMOEGUIDESERVICE.COM) • 435-885-3342



[www.bobmarriotts.com](http://www.bobmarriotts.com)  
[info@bobmarriotts.com](mailto:info@bobmarriotts.com)  
 2700 W. Orangethorpe Ave.  
 Fullerton, CA 92833

### GOING GREEN...

We now offer a full service Equipment Recycling Program that saves resources... and puts some "green" on an account for you here at the shop!



[www.bobmarriottsflyfishingstore.com/going-green](http://www.bobmarriottsflyfishingstore.com/going-green)  
 Store (714) 525-1827 Travel (714) 578-1880



YOUR FLY FISHING DESTINATION  
 & RESORT OUTFITTER

FLY FISHING EXCURSIONS • CLASSES  
 PRIVATE INSTRUCTIONS

(310) 749-6771

3901 Brayton Ave., • Long Beach, CA 90807 • [www.spfadventures.com](http://www.spfadventures.com)



hotel CURRENT

WAYNE NAGEL

Hotel Manager

d 562.597.1341 x401  
 f 562.597.5171  
[wayne@hotelcurrent.com](mailto:wayne@hotelcurrent.com)

5325 e. pacific coast hwy  
 long beach, ca 90804

[www.hotelcurrent.com](http://www.hotelcurrent.com)