

Inside

- ❖ Fly of the Month: Barb-Wing Dun
- ❖ Club Trips for 2024
- ❖ Three Month Calendar

Highlights

- Page 3: Travis Johnson, World Champion Caster
- Page 5: "Ode to an Indicator" by Jack L. Turner
- Page 6: Meet Your Board!

Target Talk

NEWSLETTER OF THE LONG BEACH CASTING CLUB, ESTABLISHED 1925

JANUARY 2024

WWW.LONGBEACHCASTINGCLUB.ORG

Leader's Line...

The Big-Water Strike Indicator

BOB MAYFIELD, PRESIDENT

I thought I would wait till near the end of my term as President to write a Target Talk article on strike indicators. I did this in case a group of indicator haters got together and decided to start an article of impeachment against me. This indicator was not my invention, it was the brainchild of **Clay Hash**, who is a guide on the Yuba River. The beauty of this indicator is that it shows you exactly how your nymphs are drifting, and whether you need to mend, either up- or downstream. It can be adjusted easily and will stay in the spot you place it until you move it. No amount of casting, big mends or hard sets will move this baby.

Just for the record I love to fish with an indicator. It gives me just as much pleasure to see it pulled down as seeing a dry taken off the surface (I'm sure that's another impeachable offense). With this behind us, let's get started.

MATERIAL LIST

- ❖ 1" and 1-1/4" Thingamabobber white strike indicators. I like to use white and then color the top red, so that when it's floating the fish looks up and sees white (and I look across the water and see red).
- ❖ Duolock snaps Model 112-3
- ❖ Dacron backing material
- ❖ Red Marksalot
- ❖ #15 tippet material
- ❖ Tippet ring or tippet swivels
- ❖ Super Glue
- ❖ Nitrile gloves
- ❖ 3D finish nail

STEPS TO BUILD INDICATOR

- ❖ Take Dacron backing and twist two strands together. I use an eyebolt, vise and cordless drill to twist and hold it in place (see picture). Make it about 18" long. You will cut it into usable pieces (which we will call the flag) after they harden.
- ❖ While it's in the vise and drill (see picture) take Super Glue (wear gloves) and, with your fingers, permeate the twisted strands with super glue into a stiff stick. Set aside and let harden.
- ❖ Heat a 3d finish nail and burn a hole through the top of the indicator.
- ❖ Take a 4" piece of flag and stick it through the hole you just made in the bobber. Glue and seal in place with more Super glue. The Super glue will also run down to the bottom of the indicator, helping to hold the flag in place. Make sure the flag sticks straight up out of the indicator. Also, make sure you have completely sealed off the hole, and you will have a watertight indicator again.

"Leader's Line"... Cont'd on page 4

Club Trips for 2024

STEVE TIMM, 2ND VICE PRESIDENT

TRIP DATE	TRIP & LEADER
Jan 4-7 2024	Lower Owens #1 w/J. Lincoln & D. Rivett Pre-Trip Dec. 23, 9:00 am— Cancelled
Feb 1-4 2024	Lower Owens #2 w/J. Lincoln & D. Rivett Pre-Trip Jan. 20, 9:00 am
Mar 7-10 2024	Lower Owens #3 w/J. Lincoln & D. Rivett Pre-Trip Feb. 24, 9:00 am
Mar 13-15 2024	Pyramid Lake w/Paul Nakamura Pre-trip TBD
Apr 28-May 3	Green River w/Dennis Mcteer Pre-Trip Apr 20, 9:00 am
May 5-10	Green River w/Colin Kumabe Pre-Trip Apr 20, 9:00 am
May 12-17	Green River w/Keith O'Donnell Pre-Trip Apr 20, 9:00 am
July 12-14	Brookie Bash w/TBD Pre-Trip July 6, 9:00 am

Trip locations, dates and pre-trips change, so monitor Target Talk or the Club's Web Calendar for the latest information. Deposits for trips which are "double occupancy", and require deposits in advance, are non-refundable. Should you decide to cancel, your deposit will only be refunded if a Club member replaces you.

If you'd like to be a Streamkeeper and need help organizing a Club trip, email me and let me know. Feel free to contact Steve Timm if you have suggestions for a trip or any questions at: srtimm@hotmail.com.



OFFICERS

PRESIDENT

BOB MAYFIELD
(714) 392-2211

1ST VICE PRESIDENT

TONY DAUS
(949) 244-1981

2ND VICE PRESIDENT

STEVE TIMM
(562) 243-0826

CO-CAPTAINS

MARK FLO: (562) 420-8121
TOM OLSON: (310) 809-0409

MEMBERSHIP SECRETARY

SHAWN FIFE
(310) 940-7883

TREASURER

ED ALVARADO
(213) 440-4655

CORRESPONDING SECRETARY

BLAIR WILLIAMS
(310) 386-8813

FACILITIES & POND

STEVE JACKSON
(310)-729-2308

SENIOR DIRECTOR

COLIN KUMABE
(562) 221-9418

JUNIOR DIRECTOR

STEVE JONES
(562) 682-7920

TARGET TALK EDITOR

ROB PETERSON
(310) 963-2515

This Month's Speaker: Travis Johnson

**World Champion Spey Caster and
Pacific Northwest Steelhead Guide**

TONY DAUS, 1ST VICE PRESIDENT

We are pleased to have Travis Johnson make a presentation at the January 25, 2024 meeting. He will be discussing the history of Spey casting and swinging flies for Steelhead in the Pacific Northwest. Travis, who lives in Oregon near the Deschutes River, is an outfitter, guide and Spey casting instructor who teaches fly fishers to become better casters and fishermen.

Travis is a multiple world champion in Spey casting. He won the **World Championship Spey casting event in Fagernes, Norway in 2012** and is a three-time 1st-place winner at the prestigious **Spey-O-Rama** (2014, 2017 and 2023). His longest cast with a 15-foot rod in a competition is 198 feet, about the length of the LBCC Casting Pond, and he also cast 227 feet with an 18-foot Spey rod in a competition.

Travis will be at LBCC through the weekend and participate in our Sixth Annual Spey Casting Tournament, so join us at the Club for his presentation and to watch his amazing Spey casting technique.

Travis is 46 years old and he was born in Boise, Idaho. His hobbies are Spey casting, golf and cooking. Here are his thoughts on fly fishing and Spey casting:

"I started fly fishing at 10 but by 12, I was fly fishing only. Fly fishing grabbed me quickly. It filled and enriched my soul. Getting my hands on any and every book. Fishing every mud puddle and ditch I could find.

"My first interaction with Spey casting was at 19. An English man who politely asked to fish behind me was the first person I saw making good loops. I ate my sandwich and watched him after finishing the run. He offered to let me make a few casts. The seed had been planted. From



that moment on it was cultivated by others in our area: **Josh Linn, George Cook, Simon** and others.

"I first found Spey casting as an amazing tool for chasing Pacific Northwest steelhead. But the casting bug bit me hard. Again trying to learn and practice, read anything I could. Finally taking the big step into distance casting in 2009. And was raising the World Championship trophy in 2012 in Norway.

"I am still humbled and filled with gratitude every day because of Spey casting. I also plan to push it further and teach and educate as many as I can about the joys of Spey casting."

Join us Thursday, January 25, at 7:00 pm, at the Clubhouse or by Zoom.

JOIN ZOOM MEETING

<https://us06web.zoom.us/j/83247061966?pwd=tv2v7VvvalUjyEU8Jeb0MHJfWt8bGH.1>


Meeting ID: 832 4706 1966

Passcode: 963708



Leader's Line...Continued from page 1

- ❖ Once it's dry, color the top of the indicator red, and color a red tip on the flag.

**STEPS TO BUILD YOUR LEADER**

- ❖ Use 15# tippet material and tie six 12" pieces with perfection loops at each end. Loop these 12" pieces together; this will give you a 6' leader to hook your indicator to. This setup will give you the ability to adjust indicator in 12" increments.
- ❖ I hook the indicator to the top loop as this allows the line to hinge and straighten to the flies below. In the picture, the fly line would be to the right, and the flies to the left
- ❖ You can loop the leader directly to the loop on your fly line. On the last piece of the leader towards the flies, I use a swiveling tippet ring, as this allows you to change your flies and such without clipping off indicator-loop tippet.



I use these mostly on the Lower Sacramento, Klamath and Trinity when fishing on my own. I've caught hundreds of steelhead while using this system. Just for the record, other than Clay, I have never fished with another guide who let me use this system.

Once built, both leader and indicator will last for years of hard fishing.



Ode to an Indicator

JACK L. TURNER, PAST PRESIDENT

We have lots of tools in our game,
Probably more than I can name.
Rods and reels and fly line and hackle,
Are all parts of fly fishing tackle.
One component that most of us use,
Can foster agreement or light a fuse.
Some say it should be outlawed,
While others merely grin and guffaw.

The fish getting aid to which I refer,
Helps all fly fishers, both him and her.
It's a simple device, as big as your thumb,
It can lift a guide to whiz from a bum.
Made from yarn, foam, and balsa too,
It's an old fly fisher's dream come true.
It gives a shot at more fish to clobber,
It's called an indicator, but man,
It's really a bobber!

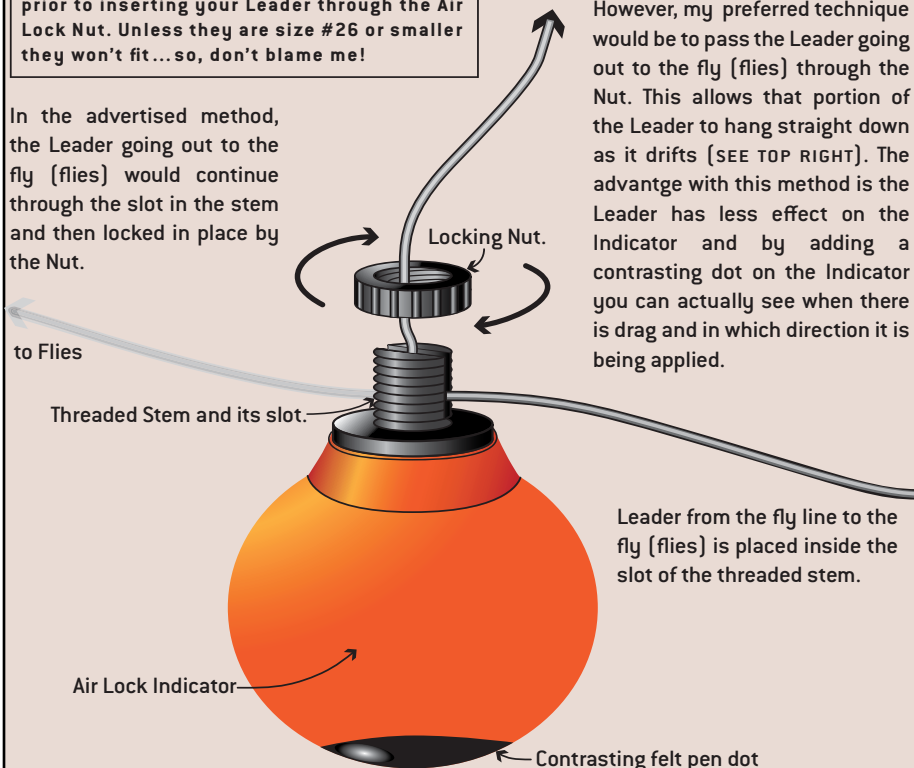
A New Way to Rig an Air Lock Indicator

WARNING!

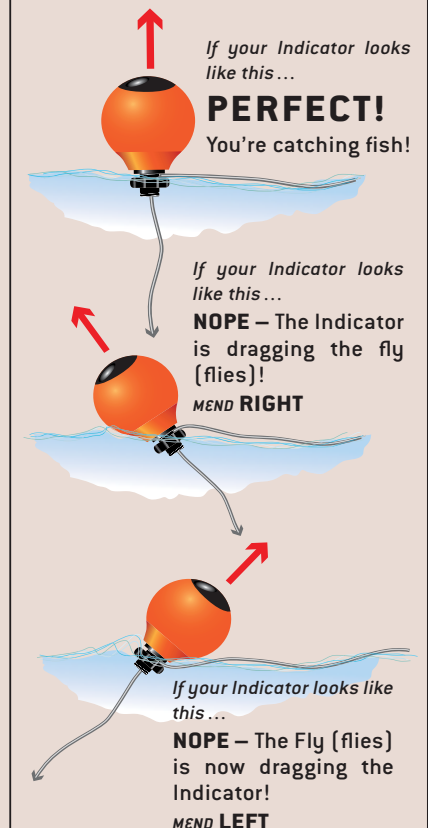
It is highly suggested that you do NOT, under any circumstances, tie on your fly or flies prior to inserting your Leader through the Air Lock Nut. Unless they are size #26 or smaller they won't fit...so, don't blame me!

In the advertised method, the Leader going out to the fly (flies) would continue through the slot in the stem and then locked in place by the Nut.

However, my preferred technique would be to pass the Leader going out to the fly (flies) through the Nut. This allows that portion of the Leader to hang straight down as it drifts (SEE TOP RIGHT). The advantage with this method is the Leader has less effect on the Indicator and by adding a contrasting dot on the Indicator you can actually see when there is drag and in which direction it is being applied.






On the Water





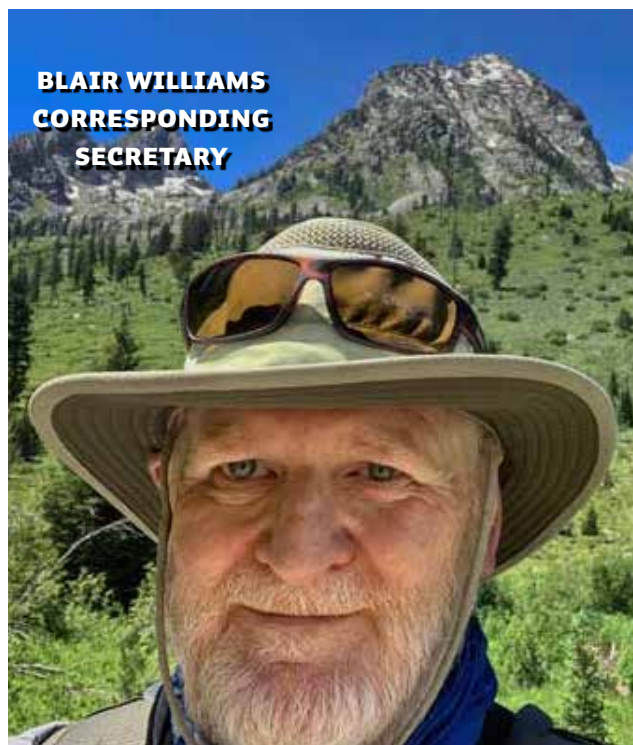
Meet Your Board!

The 2023-2024 Long Beach Casting Club Board of Directors

PHOTOS BY MARK FLO, CO-CAPTAIN, AND SUSAN
DELUDE, MEMBER







15% Discount from Aventik


PAUL BURGNER, MEMBER

Chao Hang of [Aventik](#) is offering LBCC members a **15% discount** on the below products. Go to the club page and click on "Sponsors", then "Aventik". The Aventik (Amazon) page will come up. Type the ASIN # in the search area (example: ASIN B079NBK9L4). The product will come up. **Or: just click on the item description below.**

Use code **MN8Q5639** for the discount. The list and code change monthly, so keep watching here.

ITEMS FOR THIS MONTH:

- ❖ [Fly Tying Tinsel ASIN: B07D2C6S4D](#)
- ❖ [Aventik Hair Stacker ASIN: B07JYYXZSF](#)
- ❖ [Fluorocarbon Line ASIN: BOBSNF3W5Y](#)
- ❖ [Aventik Tenkara Line ASIN: B0716WSC57](#)
- ❖ [Aventik Fishing Line ASIN: B073TWHM8Z](#)



Long Beach Casting Club New Members

SHAWN FIFE, MEMBERSHIP SECRETARY

The Board of Directors approved these new members at the last Board meeting:

- ❖ Frank Burr of Alhambra
- ❖ William Shields of Long Beach
- ❖ Rick Kagawa of Huntington Beach

Please greet and welcome all our new members at the Club's next monthly meeting. Here's wishing them a lifetime of healthy hatches and tight lines.

Members: if you see visitors at Club meetings, let's make them feel welcome and inform them of the activities we have to offer!



SAVE THE DATE

6TH Annual LBCC SPEY CASTING TOURNAMENT

January 27th & 28th, 2024 at Long Beach Casting Club

WHAT: The 6th Annual LBCC Spey Casting Tournament
WHO: Open to All — Beginners to Expert — Skagit to Long Belly
WHY: Improve your casting (and fishing!) — Learn from among the best!

Vendor: Bruce & Walker Rods (Gene Oswald) will be on hand...

Contact Tom Olson via email: lbccspeytournament@gmail.com

Join us for a friendly competition!

SIERRA PACIFIC FISHING ADVENTURES

❖ For Sale ❖

Used **Nautilus Reel 4/5/6** wt lines with Spectra backing and Reel cover
\$225.00



Used **Sage 4560** Reel, 4/5/6 wt lines with Spectra backing and Reel Cover
 Used **Sage 4560** Spool 4/5/6 wt lines with Spectra backing and Reel Cover
 Above sold as Package **\$250.00**

Used **Tibor Signature Series 9-10** Fly Reel with Spectra backing,
 Rio Flats Pro WF9 line and Reel Cover.
 Used **Tibor Signature Series 9-10** Spool with Spectra backing,
 Rio Bone Fish Quick Shooter WF9 and Reel Cover.
 Sold as a package **\$810.00**



Contact Joe Libeu
 Sierra Pacific Fishing Adventures
 310 749-6771 or at: jlsdfa@ix.netcom.com

Spey Tournament!

***Sixth Annual Open Spey Tournament
January 27th & 28th 2024***

TOM OLSON, CO-CAPTAIN

We are excited to be hosting the upcoming Sixth Annual Open Spey Casting Tournament January 27 and 28, 2024. Our tournament will have several divisions (depending on ability), and signups. There will be a Women's Open Division, Men's Open, Men's Senior, possibly a Men's Super-Senior (80+ years young), Novice and a new Skagit Division using fishing casts.

The Skagit Division is for the newer casters who haven't learned or practiced the required casts in the other divisions. Each Skagit Division caster will use the same rod in the competition, and we'll make sure those casters can practice with the rod before the tournament. John Vanderhoof and I have decided we will use the Club's Echo Swing 13-foot rod with a Skagit line and sink-tip head. The casters will do Double Speys or Snap casts off each shoulder. More clarification and instruction later. We want to encourage members to participate in our event to be part of our Spey casting community.

We are also excited to let everyone know both [Whitney Gould](#) and [Travis Johnson](#) will be at this year's tournament. Both Whitney and Travis are world champions and it's a true honor to have them at our LBCC Spey Casting Tournament. We'll also have casters from [Pasadena](#) and the [Golden Gate](#) clubs, and others visiting from other states.

This will be a two-day event where everyone casts on both days. The tournament will take place between 8:00 am and 1:00 pm, depending on how many participants sign up. We will have more details in upcoming eblasts. Please join us by participating or spectating to support our members and visitors. It's a fun tournament where we encourage and cheer for everyone.



Spey 102 Class

The Snake Roll and Single Spey

TOM OLSON, CO-CAPTAIN

It was a beautiful day at the Club with a newly cleaned Pond for our first-ever Spey 102 class. Thirty attendees learned the "Kiss 'n' Go" casts. John Van Derhoof showed us five different Single Spey casts, giving the history and background of each, and demonstrated correct Snake Roll technique.

John wrote a three-page detailed document on these casts and when to use them, including an excellent diagram called the "The Path of a Snake Roll", which used a lower case "e" superimposed on a clock face as a visual reference. Our handouts helped as he demonstrated the casts. He also covered steps for competition casting.

Our goal was to introduce these casts to the newer casters, and teach the experienced casters the techniques to help the newer casters. It's been very gratifying to see our casters helping one another at our Saturday Spey Club Casts.

Thanks to John and all who attended for a great class. I met two attendees who will be joining the Club and casting with us in the future. Please let me know if you want a copy and/or to cast these fun and efficient casts. Email me at lbccspeytournament@gmail.com.

LBCC Pyramid Lake Ladder Fishing Trip

W/Rob Baldwin & Steve Johnson of Salty Cutthroat Outfitters

March 13–15, 2024



Come out & Experience a Truly Unique Adventure!!!

Dates – Fishing three full days — March 13–15 (Wednesday to Friday). Arrive Tuesday, March 12 and departing Saturday, March 16.

Guide Assistance – Provided by Rob Baldwin, Steve Johnson and the Salty Cutthroat Outfitters.. Website: www.saltycutthroatoutfitters.com. Phone: 276-525-5631

Cost – **\$200/day/angler** based on 10–12 participants with 3 guides and a separate cook. This includes hot breakfast & lunch, plus drinks

Lodging Plans – Hotel in Sparks, NV — [Western Village Inn & Casino](http://www.westernvillageinn.com), 800-648-1170. We won't book enough rooms to secure a block of rooms. Please call them directly, ASAP, to get best Prices. Option, stay at [Pyramid Lodge in Sutcliffe, NV](http://www.pyramidlodge.com), 775-476-0400. Call them to get availability and pricing.

What you are responsible for – Your Transportation, Hotel, Meals (other than breakfast and lunch on fishing days at the lake), Guide tips & Fishing Permit from Paiute Indian Tribe: \$62 for 3-day permit.

Fishing Gear – Rods/Reels: 9' - 8 or 9 wt. or 11' Switch Rod, with floating line for indicator fishing or fast sinking or shooting head line for stripping on single handed rods. Tackle: Flies, adjustable indicators, 10–15# leader/tippets. Check their website for latest info. Ladders and Chair Ladders will be provided. Rods, reels & terminal tackle will be provided if you need them. You will also need warm layered clothing, waders and wading boots.

More Info –

- Deposit of **\$300.00** due ASAP after signing up.
- Final payment of **\$300.00** due no later than January 15, 2023. Make checks payable to the 'Long Beach Casting Club', and send to LBCC at: PO Box 90035, Long Beach, CA, 90809.
- Contact Paul Nakamura for details or info and to get on the Trip List at pnaka1946@gmail.com or 310-487-3367
- We will try to have a Zoom meeting with Rob & Steve to get you acquainted with fly fishing Pyramid Lake. Tentative date will be in February after we get a club distribution developed.
- Pre-Trip Meeting will be scheduled prior to the trip and more details will be sent to members who have signed up for the trip.

A Clean Pond for Clean Casting

TOM OLSON, CO-CAPTAIN

Steve Jackson and I organized a mid-week Pond cleaning. We sent out an eBlast and we had an excellent turn out! We had between 10-15 members and we completed the cleaning by 9:15.

We changed the Pond cleanings to mid-week since it needs to drain overnight, and it takes 24 hours to re-fill. This way, the Pond is in ideal shape for Saturday and Sunday, when we have the most casters. We didn't make a sign-in sheet, but we want to let all the helpers know that Steve and I appreciate your hard work and working as a team.

The Pond looks great and it will look nice for the holidays, and for everyone who will be casting their new rods, reels and lines to make some clean casts.



It's Not too Early to Pay Your Dues!

SHAWN FIFE, MEMBERSHIP SECRETARY

Dear Long Beach Casting Club Members,
It's that time of year again and Membership Renewal is fast approaching. The Club greatly appreciates and looks forward to your support and continued participation. Without you, the Club could not provide the robust calendar of events for the membership and community that it has for nearly 100 years.

Please consider renewing today, and no later than March 31, 2024. If circumstances have changed and you no longer wish to be a Club Member, please let me know.

- ❖ If you are not sure of your status, please email me at shawnefife@outlook.com.
- ❖ If you are renewing and have no changes to your contact information, please pay by check, (mailed to the address below) or through our PayPal account (the link to the Membership Page is below).
- ❖ If you would like to donate to one of our several funds or if you have moved or had some other change in your contact information, please complete the Membership Application Form (found on the Membership Page), print and mail it with your payment.

Please mail your renewal form and check to the Club address:

Long Beach Casting Club
PO Box 90035
Long Beach, CA 90809-0035
<https://longbeachcastingclub.org/membership>

Please renew by March 31, 2024.
Again, thank you for your past support.

Fly Tying Forum January Schedule

MATT MURDOUGH, MEMBER

It's time to try out all those fancy new fly tying tools that Santa left in your stocking! Please join us for another year of new patterns and techniques at the LBCC Fly Tying Forum.

Cecil O'Dell was going to lead us off this month with a new take on the Green Rock Worm. This has been re-scheduled to March. There will be no Fly Tying Forum on January 3.



Matt Murdough will continue our foray into Catskill dries with two sessions this month. The first session looks at a pair of dubbed-body mayfly patterns: the Light Cahill and the American March Brown. This class will cover mounting lemon wood duck wings, hand mixing dubbing to achieve specific shades and the hackle colors and color combinations traditionally used on Catskill dries.



Matt's second class will take us into the "wingless" Catskill patterns such as Tup's Indispensable and the Art Flick "Variants". These deceptively simple patterns feature longer (in some cases much longer) tails and hackles than are usually seen on dry flies




today. They were often used for late evening spinner falls or when trout were not receptive to flies designed to “match the hatch.”

Allan Grosdidier is back mid-month with another of his smallmouth innovations, Mr. Frog. This pattern uses a multi-layer foam body with hand-marked spots, marabou and rubber legs to pull in those Oregon smallies.



John Van Derhoof wraps things up for us this month with the Comparadun family. He'll be tying the Comparadun, Sparkle Dun and Barb-Wing Dun.

Anyone who would like to join our regular sessions at 7:00 pm every Wednesday, please email Shirley Sakaguchi (sakagusc@gmail.com) to get added to the Forum email list. We will send out pattern sheets to the Fly Tying Forum distribution for all the flies covered in the coming month.



Anyone who is interested in leading a tying session should reach out to Matt Murdough (mmroaringbrook@gmail.com) to get onto the schedule. If you have a pattern or genre of fly you'd like to learn how to tie, please let us know; we likely have someone in the Club who can demonstrate it for us. Looking forward to seeing some new faces at the Forum!

DATE	GENRE: PATTERN	INSTRUCTOR
1/3/24	No Class	
1/10/24	Catskill Dries: Lt. Cahill, March Brown	M. Murdough
1/17/24	Smallmouth Topwater: Mr. Frog	A. Grosdidier
1/24/24	Tup's Indispensable, Grey Fox Variant	M. Murdough
1/30/24	Comparadun, Sparkle, Barb-Wing Dun	J. Van Derhoof

Fly of the Month: Barb-Wing Dun

JOHN VAN DERHOOF; PAST PREZ

Most folks, once they have spent a little time fly fishing, are aware of two flies in particular: the Comparadun and Sparkle Dun. One fly, the Sparkle Dun, is an offshoot of the other but both are so similar and so effective that they have become almost as pervasive and commonplace as the Adams or Elk Hair Caddis. For this month I want to throw another “cousin” into the mix that most of you will have never heard of: The Barb-Wing Dun.


Recently a friend of mine, Michael Gula from Parker, Colorado, posted an image of a Barb-Wing Dun on Facebook. It was really a surprise to me because, though I knew of the pattern and had tied it and used it, I hadn’t heard it mentioned in decades. Michael also provided an article written by the promoter—**Datus C. Proper** and yes, that was his real name—from the August, 1984, **Fly Tye Magazine**. Mr. Proper ascribed the original pattern to **Roger Woolley** (who called it a Woolley-Wing—a horrible name in my opinion and Proper thought so as well) from a book published in 1932. Proper made some minor revisions to the pattern and brought it oh so close to the Comparadun/Sparkle Dun family.

For those new to those two patterns, the Comparadun was Al Caucci and Bob Nastasi’s imitation of mayfly duns in their seminal work: **Hatches**. No hackle, a split barb tail, dubbing body and a wing of deer hair with a ‘V’ shape as you look at it from the front. The ‘V’ stabilizes the fly in an upright position when it’s on the water. The Sparkle Dun is from the genius and experience of Craig Mathews (the **Blue Ribbon Flies** founder). The fly is the same, yet the tail is Zelon to better imitate the nymphal shuck of the insect, and thereby make the pattern more of an emerger or crippled mayfly dun (and easier to tie!). The cool thing is that the Barb-Wing Dun can be either, but the wing is hackle instead of hair.

The Barb-Wing Dun is a simple fly to tie and I know from others and myself that it is a very effective smooth-water pattern. Try it out in colors for Pale Morning Duns, Blue-Winged Olives, Green Drakes and a litany of our favorite mayflies. One note: Try using a hackle sized about one to two sizes larger than normal. When I tie them I usually use a hackle with barbs that are almost the length of the hook, as I would with duck-slip wings or wood duck.

MATERIALS FOR TYING THE BARB-WING DUN

- Hook: TMC 100 barbless or your favorite dry fly hook
- Thread: Veevus 12/0; color to match natural
- Tail: Dry-fly barbs for a dun; color to match natural...
...or Zelon for emerger; color to match natural
- Body: Turkey biot shown; color to match natural
- Wing: Dry fly hackle; color to match natural
- Thorax: Dubbing; color to match natural




A BARB-WING
PMD DUN

INSTRUCTIONS FOR TYING THE BARB-WING DUN

1. Now Mr. Proper actually started this fly by first tying in and winding the hackle, but I prefer to tie the fly in a more normal progression. Attach your thread and wind back to the end of the shank. Now you need to make a decision: dun or emerger. When I tie the dun version I always use hackle barbs, using the same number as the natural and I split them—same way as **last month's fly**. With the emerger I tie in the Zelon, cut it to the length of the body and then cut a point to the end with my scissors to soften its appearance. Just so you know, I think the Sparkle Dun/emergers version is the most effective.
2. Now tie in the turkey biot. You don't want to use a turkey biot? Fine! Tie in a peacock-eye barb or apply some dubbing to your thread. Now, whatever your choice, wind that material forward to the thorax and tie it off as needed.
3. It's time to hackle but I want to make a note here first. This hackle will simulate the wing, and the wing is usually a bit taller/longer than the hackle, so choose your hackle size accordingly. Also, I am a true believer in lifelike appearance, and in this case that means I usually use a hackle that is variegated, or two hackles with one that is variegated. The hackle's variegation gives the wing and legs an appearance of movement and an indication that this insect is ready to fly away, and may help in inducing a take by the trout. Think fight or flight.

Tie in the hackle with the dull side forward and wind it forward, leaving at least two eye-lengths of the shank exposed. Tie off the hackle securely. Now, using the thumb and forefinger of your off hand, reach below the hook shank and pull all of the lower barbs up above the shank. Now start making a series of 'X' wraps to stand up the hackle. Don't worry if there are a few stragglers. **DO NOT** circle the hackle like you would to post a wing. The idea here is that the barbs will be pointing upwards and fan out in a 'V' when viewed from the front.

4. Apply the thorax dubbing to your thread. Keep



it thin. Now wind those same 'X' wraps behind, under and in front of the barb wing. Form a neat, small head, and whip finish. Your Barb-Wing Dun is complete and ready for a test ride.

A NOTE ON PROPORTIONS:


In a recent posting on one of the fly tying groups I belong to, it was stated that where most people position a wing on a Comparadun, Sparkle Dun or even a Barb-Wing Dun is incorrect. The statement used Caucci and Nastasi's own description of the original Comparadun in **Hatches**. There, they stated that the wing should be placed more towards the rear of the thorax or what one might consider to be about 60% of the shank. It was stated that the fly was more like the natural (even referencing Vince Marinaro's theories about fly design from his book **A Modern Dry Fly Code**—another classic) and also that the fly landed more naturally. Most of these flies today are tied much farther forward, and almost to the center or even forward part of the thorax. Let's say...70% to 75% of the shank. More importantly, does this really matter? I don't think so. The "correct" way looks awkward and we have been fishing these flies tied the same "improper" way for decades now and I have never heard complaints until now and only from a traditional few.

Even more importantly, the fish still eat them eagerly whether they are tied right or wrong...

Fly Tying Tip: Bobbin Holder Tip Tube

DAVE BOYER; MEMBER

Here is a quick tip that helps keep your thread from unraveling in your travel case or even on your desk. Find some small-diameter flexible tubing from your fly-tying materials, associated store or even a craft store. Cut lengths a little shorter than your bobbin tube. Place the tube on the end of your bobbin and it will trap the thread, preventing it from pulling out and making a mess. (**PHOTO#1**).



You can get different diameter tubes for a range of bobbin sizes. For the one with the red thread, I use a 1/8" diameter, and the one with the brown thread uses a 5/32" tube. Much neater than leaving the thread loose to get pulled out and make a mess.



LBCC Hats for Sale!

COLIN KUMABE, PAST PRESIDENT

The LBCC is selling special "100th Anniversary 1925-2025" hats. There are only 100 of these hats. When they're gone, then you will be sorry you missed them.



Priced at \$20 each, you can't afford to pass these up. Hats may be purchased only at the Clubhouse of the Long Beach Casting Club. Just come to the Clubhouse during any event on the calendar, such as the monthly meeting, to purchase these collectible stylish hats.



Recordings of LBCC Monthly Speakers

ROB PETERSON, TARGET TALK EDITOR

Here are our recorded speaker presentations for 2022 and 2023. Just click on a link, and copy and paste the password at the prompt. See [February 2022 Target Talk](#), p. 17, for 2021 presentations.

JANUARY 2022: Steph Albano, [Finatical Flyfishing](#), "Global Guide Service for Women".

[Steph Albano Presentation Jan. 27, 2022](#)

Passcode: d9sE1*pn

FEBRUARY: Glenn Ueda, [So Cal Fishing Guide](#), "Planet Carp".

[Glenn Ueda Presentation February 24, 2022](#)

Passcode: 2C!.hWQ1

MARCH: Ernie Gulley, [Ernie Gulley Flyfishing](#), "Stillwater Tactics".

[Ernie Gulley Presentation March 31, 2022](#)

Passcode: Ri65p6%N

OCTOBER: Lance Egan, "Newfangled Nymphing".

[Lance Egan Presentation October 27, 2022](#)

Passcode: i?hk7fd^

NOVEMBER: Charlie Craven, Fly Tying Demo.

[Charlie Craven Presentation Nov. 17, 2022](#)

Passcode: C%uGCj33

FEBRUARY 2023: Steve Schalla, "Origins of Golden Trout".

[Steve Schalla Presentation February 23, 2023](#)

Passcode: V?6FufM7

JUNE: Dave Smith, "DIY Fly Fishing New Zealand".

[Dave Smith Presentation June 29, 2023](#)

Passcode: B9*xOP?T

JULY: Howard Uller and Art Strauss, "California Heritage Trout". **This was not recorded, but you can access their presentation [here](#).**



© JOANN BOSOWSKI

In appreciation for the many years of support,

Bob Marriott's is pleased to give 5% of all Long Beach Casting Club member purchases back to the member. This store credit can be used by you, the member, for flies, tying materials or toward other product purchases that will help benefit your fishing. When purchasing from Bob Marriott's, please be sure to mention that you are a LBCC member to help ensure that a percentage of your sale goes back to you.



TREASURE ISLAND HOMESTEAD

Vacation Rental on the upper North Platte River

Book Direct at:
TreasureIslandHomestead.com

GPS: 41.3324, -106.7293
Saratoga, WY
(307) 228-4119
info@TreasureIslandHomestead.com



Calendar of Events

January

2	Tuesday	7:00 PM	Tuesday Night Club Cast
3	Wednesday	7:00 PM	Fly Tying Forum
4-7	Week		Lower Owens Trip #1 w/ J. Lincoln & D. Rivett— Cancelled
4	Thursday	7:00 PM	Project Healing Waters Evening Meeting
6	Saturday	8:00 AM	Club Spey Cast
7	Sunday	9:00 AM	Sunday Club Cast
		10:00 AM	Women's Casting
8	Monday	6:30 PM	Board of Directors Meeting
9	Tuesday	7:00 PM	Tuesday Night Club Cast
			Beginning Fly Tying
10	Wednesday	7:00 PM	Fly Tying Forum
11	Thursday	7:00 PM	Project Healing Waters Evening Meeting
13	Saturday	8:00 AM	Club Spey Cast
		9:00 AM	SWC Annual Club Management Day
14	Sunday	9:00 AM	Sunday Club Cast
16	Tuesday	7:00 PM	Tuesday Night Club Cast
			Beginning Fly Tying
17	Wednesday	12:00 PM	Nooner Lunch
		7:00 PM	Fly Tying Forum
18	Thursday	7:00 PM	Project Healing Waters Evening Meeting
20	Saturday	8:00 AM	Club Spey Cast
		9:00 AM	Pre-Trip: Lower Owens Trip #2
21	Sunday	9:00 AM	Sunday Club Cast
23	Tuesday	7:00 PM	Tuesday Night Club Cast
			Beginning Fly Tying
24	Wednesday	7:00 PM	Fly Tying Forum
25	Thursday	6:00 PM	Monthly Meeting: Travis Johnson, Champion Spey Caster
27-28	Saturday	8:00 AM	LBCC Open Spey Tournament
28	Sunday	9:00 AM	Sunday Club Cast
30	Tuesday	7:00 PM	Tuesday Night Club Cast
			Beginning Fly Tying
31	Wednesday	7:00 PM	Fly Tying Forum

February

1-4	Week		Lower Owens Trip #2 w/ J. Lincoln & D. Rivett
1	Thursday	7:00 PM	Project Healing Waters Evening Meeting
3	Saturday	8:00 AM	Club Spey Cast
4	Sunday	9:00 AM	Sunday Club Cast
		10:00 AM	Women's Casting
5	Monday	6:30 PM	Board of Directors Meeting
6	Tuesday	7:00 PM	Tuesday Night Club Cast
			Beginning Fly Tying
7	Wednesday	7:00 PM	Fly Tying Forum
8	Thursday	7:00 PM	Project Healing Waters Evening Meeting
10	Saturday	8:00 AM	Club Spey Cast
11	Sunday	9:00 AM	Sunday Club Cast
13	Tuesday	7:00 PM	Tuesday Night Club Cast
			Beginning Fly Tying

Calendar of Events Continued...

14	Wednesday	7:00 PM	Fly Tying Forum
15	Thursday	7:00 PM	Project Healing Waters Evening Meeting
16-18	Weekend		Southwestern Casting Tournament, LBCC
17	Saturday	8:00 AM	Club Spey Cast
18	Sunday	9:00 AM	Sunday Club Cast
20	Tuesday	7:00 PM	Tuesday Night Club Cast
			Beginning Fly Tying
21	Wednesday	12:00 PM	Nooner Lunch
		7:00 PM	Fly Tying Forum
22	Thursday	7:00 PM	Project Healing Waters Evening Meeting
24	Saturday	8:00 AM	Club Spey Cast
		9:00 AM	Pre-Trip: Lower Owens Trip #3
25	Sunday	9:00 AM	Sunday Club Cast
27	Tuesday	7:00 PM	Beginning Fly Tying
		7:00 PM	Tuesday Night Club Cast
28	Wednesday	7:00 PM	Fly Tying Forum
29	Thursday	7:00 PM	Monthly Meeting: Cam Stringer, "DIY Western Alaska"

March

2	Saturday	8:00 AM	Club Spey Cast
3	Sunday	9:00 AM	Sunday Club Cast
		10:00 AM	Women's Casting
4	Monday	9:00 AM	Project Healing Waters at Clubhouse
		6:30 PM	Board of Directors Meeting
5	Tuesday	7:00 PM	Beginning Fly Tying w/ Supplemental 6:00 pm Session
			Tuesday Night Club Cast
6	Wednesday	7:00 PM	Fly Tying Forum
7	Thursday	7:00 PM	Project Healing Waters Evening Meeting
7-10	Weekend		Lower Owens Trip #3 w/ J. Lincoln & D. Rivett
9	Saturday	8:00 AM	Club Spey Cast
10	Sunday	9:00 AM	Sunday Club Cast
12	Tuesday	7:00 PM	Tuesday Night Club Cast
13	Wednesday	7:00 PM	Fly Tying Forum
13-15	Week		Pyramid Lake Trip w/ Paul Nakamura
14	Thursday	7:00 PM	Project Healing Waters Evening Meeting
16	Saturday	8:00 AM	Club Spey Cast
17	Sunday	9:00 AM	Sunday Club Cast
19	Tuesday	7:00 PM	Tuesday Night Club Cast
20	Wednesday	12:00 PM	Nooner Lunch
		7:00 PM	Fly Tying Forum
21	Thursday	7:00 PM	Project Healing Waters Evening Meeting
23	Saturday	8:00 AM	Club Spey Cast
24	Sunday	9:00 AM	Sunday Club Cast
26	Tuesday	7:00 PM	Tuesday Night Club Cast
27	Wednesday	7:00 PM	Fly Tying Forum
28	Thursday	6:00 PM	Monthly Meeting: TBD
30	Saturday	8:00 AM	Club Spey Cast
31	Sunday	9:00 AM	Sunday Club Cast



INTRODUCED OVER
40 YEARS AGO

when our original range of Lightweight PVC Waders was developed in the UK, we've grown considerably to include a full range of premium fly fishing gear and technical apparel aimed at enhancing your fishing experience.

Inspiring Anglers To Fish
Since 1978

DID YOU KNOW...

Club members receive exclusive offers and discounts?

Shop online at
www.snowbee-usa.com

Snowbee
EST 1978



(626) 542-3810



support@snowbee-usa.com



<https://snowbee-usa.com>

Rods | Reels | Lines | Waders | Apparel | Accessories

GOLDEN SAILS

LB — HOTEL — CA



SET SAIL FOR COMFORT & CONVENIENCE


- On-site fitness center
- Complimentary Wi-Fi
- 24-hour business center
- Outdoor year-round heated pool
- Oversized spa
- Spacious courtyard with gazebo, ideal for weddings
- On-site vending machines
- Coin-operated laundry
- ATM machine
- Complimentary USA newspapers in the lobby
- 173 guest rooms featuring:
- Work desk
- 32 inch flat-screen TV
- Microwave
- AM/FM alarm clock radio
- Mini refrigerator
- Single cup Haus Maid coffee maker
- Ironing board
- Hairdryer
- Aquamer Institute Swiss® bath amenities
- Air conditioning

GOLDEN SAILS HOTEL

6285 E. Pacific Coast Highway, Long Beach, CA 90803 | (562) 596-1631 | goldensailshotel.com



JUNKYARD SPEY



www.redshedflyshop.com



WWW.OLDMOEGUIDESERVICE.COM • 435-885-3342



YOUR FLY FISHING DESTINATION
& RESORT OUTFITTER

FLY FISHING EXCURSIONS • CLASSES
PRIVATE INSTRUCTIONS

(310) 749-6771

3901 Brayton Ave., • Long Beach, CA 90807 • www.spfadventures.com



WAYNE NAGEL

Hotel Manager

d 562.597.1341 x401

f 562.597.5171

wayne@hotelcurrent.com

5325 e. pacific coast hwy
long beach, ca 90804

www.hotelcurrent.com