

## Inside

- ❖ Fly of the Month: FMAO Midge
- ❖ Club Trips for 2023
- ❖ Three Month Calendar

## Highlights

- Page 3: Dave Smith and Fly Fishing New Zealand!
- Page 13: Spey-O-Rama at the Golden Gate Club!
- Page 19: Fly Tiers are Sooo Weird...

# Target Talk

NEWSLETTER OF THE LONG BEACH CASTING CLUB, ESTABLISHED 1925

JUNE 2023

[WWW.LONGBEACHCASTINGCLUB.ORG](http://WWW.LONGBEACHCASTINGCLUB.ORG)

## Leader's Line...

# LBCC: a Good Cure for Loneliness and Isolation

BOB MAYFIELD, PRESIDENT

**T**his week I read that Surgeon General Dr. Vivek Murphy declared loneliness and isolation to be the latest public health epidemic. He stated that they can be as bad as smoking for premature death, and called for individuals to “build more connected lives and a more connected society”. One of our stated purposes at Long Beach Casting Club is **FELLOWSHIP**, a sure way to stay connected (**see picture on Page Three**). In my last **Leader's Line**, I mentioned the different committees at LBCC. I wanted to tell you about these committees, first, to let you know we need help and, second, to help you connect with others at the Club. If any of these areas are of interest to you, reach out to me or anyone on the Committee for more information.

### ❖ AUDIO VISUAL/TECHNOLOGY:

**Dan Oliver.** This committee of one is responsible for all the systems we use in the Clubhouse, which includes Wi-Fi, cameras, sound systems, monitors and such.

### ❖ BUILDING AND MAINTENANCE:

**Steve Jackson, Steve Higashi and Norm Riggs.** This committee has responsibility for Pond maintenance, building maintenance, outside flower beds and the inside and outside cleaning of the Clubhouse.

### ❖ WEBSITE:

**Mick Woodbury, Colin Kumabe, Steve Jones, Jack Barber.** The Website Committee is new to the Club. It has the responsibility for completing the development of a new Club website. The Committee is looking for help in managing and onboarding of data.

### ❖ SOCIAL MEDIA:

**Jack Barber.** Jack interacts with Club members and the general public through social media. He posts pictures and talks about upcoming events and fishing trips offered by the Club. Jack would welcome your help.

### ❖ SPORTS SHOWS:

**Steve Jackson.** During Covid, sports shows ceased to exist. Steve is trying to make a comeback with this, and needs people willing to help find shows or events. Once shows or events are identified he will need people willing to help work the shows.

Remember the dramatic steps we took during the Covid pandemic to stay healthy. When your spouse or significant other asks why you need to go fishing again or need to get up to the Clubhouse, you can just reference the latest public health epidemic: **“I’m only trying to stay healthy”.**

# Club Trips for 2023

STEVE TIMM, 2<sup>ND</sup> VICE PRESIDENT

TRIP DATE	TRIP & LEADER
May 30-June 3	Fall River w/Marc Bonvouloir Pre-Trip May 20, 9:00 am
July 14-16	Brookie Bash w/Nobuo Masuya Pre-Trip July 8, 9:00 am
July 14	Tenkara event at Brookie Bash w/ Cecil O'Dell
July 15	Brookie Bash Day
Aug 17-21	Big McGee Lake w/Jim Garvey Pre-Trip Aug 2, 7:00 pm
Sept 2	Yards and Inches w/Mick Woodbury Pre-Trip Aug 26, 9:00 am
Sept 21-24	Twenty Lakes Basin w/Jim Garvey Pre-Trip Sept 13, 7:00 pm
Oct 4-8	Crowley Lake w/Steve Timm Pre-Trip Sept 30, 9:00 am
Nov 4-7	NorCal Steelhead Trip w/Marc Bonvouloir Pre-Trip Oct 28, 9:00 am

**T**rip locations, dates and pre-trips change, so monitor Target Talk or the Club's Web Calendar for the latest information. Deposits for trips which are "double occupancy", and require deposits in advance, are non-refundable. Should you cancel, your deposit will only be refunded if a Club member replaces you.

If you'd like to be a Streamkeeper and need help organizing a Club trip, email me and let me know. Feel free to contact Steve Timm if you have suggestions for a trip or any questions at: [srtimm@hotmail.com](mailto:srtimm@hotmail.com).



## OFFICERS

### PRESIDENT

BOB MAYFIELD  
(714) 392-2211

### 1<sup>ST</sup> VICE PRESIDENT

TONY DAUS  
(949) 244-1981

### 2<sup>ND</sup> VICE PRESIDENT

STEVE TIMM  
(562) 243-0826

### CO-CAPTAINS

MARK FLO: (562) 420-8121  
TOM OLSON: (310) 809-0409

### MEMBERSHIP SECRETARY

SHAWN FIFE  
(310) 940-7883

### TREASURER

ED ALVARADO  
(213) 440-4655

### CORRESPONDING SECRETARY

BLAIR WILLIAMS  
(310) 386-8813

### FACILITIES & POND

STEVE JACKSON  
(310)-729-2308

### SENIOR DIRECTOR

COLIN KUMABE  
(562) 221-9418

### JUNIOR DIRECTOR

STEVE JONES  
(562) 682-7920

### TARGET TALK EDITOR

ROB PETERSON  
(310) 963-2515

# June Meeting: Dave Smith on Fly Fishing New Zealand

TONY DAUS, 1<sup>ST</sup> VICE PRESIDENT

At June's meeting Dave Smith will present tips on DIY ("Do it Yourself") fly fishing on New Zealand's North Island. The North Island offers **exceptional fishing**, with a massive diversity of type of rivers and lakes, from the braided flood plains of **Hawkes Bay** to the world-class spring creeks of mighty **Waikato** to the lake-run rainbows of Taupo and the massive **Rotorua** brown trout. The North Island is very accessible for all levels of fly anglers, and doesn't mandate long hikes and 70-foot casts to spooky fish. With most of the fly anglers heading directly to the South Island, you'll often find yourself alone on a river.

With so many angling options, it can be mind-boggling to know where to start. It's no wonder so many fly anglers turn to hosted trips to take the confusion out of where to fish, how to fish, fly patterns and gear selection. But with a few tips and tricks, a DIY New Zealand trip is as easy as booking a hosted trip, and a whole heck of a lot more fun. As an experienced world fly-fishing traveller and DIY expert, Dave will help guide you through the process of research, booking and executing the trip of a lifetime.

Dave has been a fishing fanatic his whole life, starting with bait fishing on family camping trips in the Sierras. Whenever there was a chance to fish, he took full advantage of it. After college Dave moved to New Zealand for work and found his lifelong passion for fly fishing and fly tying.

Since then, Dave chases everything from alpine trout to bonefish, carp and mako sharks. He's been a competition trout angler since 2012, with appearances at two **Team USA** National Championships, **America Cup** international competition and many regional



events throughout the Western United States. In addition, Dave was on the **Professional Fly Angling Tour** in 2014 and has competed internationally in New Zealand, including the Oceania Fly Fishing Championships in 2012.

**Join us Thursday, June 29, at 7:00 pm, at the Clubhouse or by Zoom.**

## JOIN ZOOM MEETING

<https://us06web.zoom.us/j/84629488978?pwd=bHljNnJKblo5K2VpVDM1djg2U3ZnZz09>

**MEETING ID:** 846 2948 8978

**PASSCODE:** 207225





## Rest in Peace, Marie Diane Allen



**Oct 25, 1948 - May 1, 2023**  
**Mesa, Arizona/Port Mansfield, TX**

**O**n Monday, May 1, 2023, friend and longtime LBCC member Marie Diane (Zaleha) Allen entered into rest while visiting her vacation home in Port Mansfield, TX. She was born October 25th, 1948 in Bridgeport, CT, daughter of Joe and Adele (Canalez) Zaleha who preceded her in death along with her sister, Nancy Bicknell.

Left behind to cherish her memory are her husband, Larry Guy Allen; nephews Scott (Leah) Bicknell and Brian (Christina) Bicknell; great nephews Luke and Levi Bicknell.

One of Marie's passions in life was caring for others and she would always put their well-being before her own. She was known for making the most extravagant meals, and insisting on making sure anyone in her presence was as comfortable as possible. She spent most of her professional career of 40 years as office manager for Allen Dental, in Tempe, AZ. She enjoyed her free time with her husband Larry in the outdoors, fishing, hunting, camping, traveling and just enjoying nature. She had a large influence on her nephews' and great-nephews' lives by sharing her experiences, hobbies and love with them as if they were her own. She was always supportive of her friends and family, and would be there at the drop of a hat if called upon. Her passing will leave the hearts of all who knew her with an empty void.

In lieu of flowers donations may be made to a charity of choice.



© JOANN BOSOWSKI

## Santa Clarita Casting Club's Women's Intro to Fly Fishing Class

**CONNIE BULLOCK, PAST PRESIDENT**

**F**rom 9:00 am–4:00 p.m. Saturday, June 3 at Chesebrough Park, 23505 Sunset Hills Dr., Santa Clarita 91354, the Santa Clarita Casting Club is sponsoring an introduction to fly fishing for women of all ages [see ad on pg. 6—ed.].

The cost is \$25. Gear for the class will be provided, as will instruction and lunch. The six stations are led by certified instructors and fly tiers. The day's events include yoga, raffles and prizes.

See [www.scflyfishing.org/womens-events](http://www.scflyfishing.org/womens-events) for sign-ups, or, for more information, contact Connie Bullock at [membershipsccc@gmail.com](mailto:membershipsccc@gmail.com). Hope to see you there. Thank you!

# Fly Tying Forum: June

MATT MURDOUGH, NEWBIE

**W**elcome to the June edition of the LBCC Fly Tying Forum; it's hard to believe summer is already upon us. Time to stock up your fly boxes for the coming season!

John Barnett starts us off this month with the venerable Lady Caroline. First tied in 1864, this traditional Spey-style pattern was named in honor of Lady Caroline Gordon Lennox. Lady Caroline was a renowned Atlantic salmon angler who, for over 50 years, routinely bested her Victorian male counterparts on her family's Gordon Castle estate on the River Spey. The Lady Caroline underwent a revival in the 1950s as a steelhead fly, and inspired a generation of tiers including Syd Glasso, Dave McNeese, Bob Veverka and John Shewey to craft their own elegant versions of classic Spey patterns.



Our remaining classes in June are aimed at the many saltwater anglers in the Club. Colin Kumabe will demonstrate the Surfin' Merkin, a Pacific sand or mole crab imitation. The Merkin is a very popular surf-fishing fly and nearly all fly fishers in Southern



California tie their own variations for local perch, corbina and croakers.

Allan Grosdidier will lead a tying session on the Ned Gray Sand Crab, an easily tied pattern using deer hair, chenille and a hackle.



Finally, Mark Flo will present a session for the Crazy Dad, a Shane Stalcup pattern that's been around for years. Originally tied as a freshwater crayfish pattern for bass and trout, it works equally well in saltwater bays and estuaries.



Anyone who would like to join our regular sessions at 7:00 pm every Wednesday, please email Shirley Sakaguchi ([sakagusc@gmail.com](mailto:sakagusc@gmail.com)) to get added to the Forum email list. We will send out pattern sheets for all the flies covered in the coming month. Anyone who is interested in leading a tying session should reach out to Matt Murdough ([mmroaringbrook@gmail.com](mailto:mmroaringbrook@gmail.com)) to get onto the schedule. If you have a pattern or genre of fly you'd like to learn how to tie, please let us know; we likely have someone in the Club who can demonstrate it for us. Looking forward to seeing some new faces at the Forum!

DATE	GENRE: PATTERN	INSTRUCTOR
6/7/23	Spey Flies: Lady Caroline	John Barnett
6/14/23	SoCal Saltwater: Surfin' Merkin	Colin Kumabe
6/21/23	SoCal Saltwater: Ned Gray Sand Crab	Alan Grosdidier
6/28/23	SoCal Saltwater: Crazy Dad	Mark Flo

# WOMENS INTRO TO FLY FISHING CLASS



SANTA CLARITA  
CASTING CLUB  
FLY FISHING

**GAMES! YOGA! RAFFLES! PRIZES!  
WHAT MORE CAN A GAL ASK FOR?**

**DATE: SATURDAY - JUNE 3, 2023**

**TIME: 9AM-4PM (6-7 HOURS)**

**LOCATION: Chesebrough Park, Santa Clarita**

**\$25 FEE for classes, gear usage & lunch!**

**FOR MORE INFO OR TO SIGN UP**

email: [membershipsccc@gmail.com](mailto:membershipsccc@gmail.com)

[scflyfishing.org/womens-events](https://scflyfishing.org/womens-events)



# Beginning Spey Casting Classes this June!

**TOM OLSON, CO CAPTAIN**

The Club will have two separate beginning Spey casting classes in June. The class is taught by our very own John Van Derhoof who is a **Master Certified Two-Handed Instructor**. Each class is limited to ten different casters for each weekend depending on the number of casters that sign up. More dates will be added if needed.

## **SESSION 1**

Saturday, June 10, 2023 from 9:00 AM–11:30 AM. This will be general Spey instruction—learn about casts, rods, lines, line systems, tips, leaders and fishing “How-To” techniques and how to properly complete a Roll Cast, Double Spey and a Snap C/T. These are basic casts you need, to start Spey casting/fishing.

## **SESSION 2**

Saturday, July 1, 2023 from 9:00 AM–11:30 AM. This will be General Spey Instruction—learn about casts, rods, lines, line systems, tips, leaders and fishing “How-To” techniques and how to properly complete a Roll Cast, Double Spey and Snap C/T. These are basic casts you need to start Spey casting/fishing.

**NOTE 1:** More sessions will be added if the classes fill up, and additional casting days will be added for the session participants if they want additional instruction.

**NOTE 2:** The Club has four Spey rods that can be checked out, but please bring your Switch or Spey rod if you have one. We will help you set up your rod, line, leader and birdy. If you need to check out a Club rod, please let me know when you sign up for the class.

**Signup is Required:** Please contact Tom Olson at [olsonbeach@gmail.com](mailto:olsonbeach@gmail.com) or **310-809-0409**.

**No Cost: Free**, no charge for these sessions.



## Who's Up for Casting?

**MARK FLO, CO-CAPTAIN**

Okay, it's that time of year again. The Club has started its annual Tuesday Night Casting Series. Come on down and enjoy the sunset, while casting and learning.

Yes, there will be competitive casting! No, you don't need to compete!

While it is well known that casting at targets can and will improve your casting abilities and, therefore, your fishing opportunities, just getting out and practicing can help almost as much. The great thing is that there are some folks down there casting who are really good and knowledgeable. They can help you improve your casting with pointers. It's often quite surprising how much a simple suggestion can dramatically improve your casting, since many of the primary faults are so pervasive and easily correctable with a little effort on your part.

So come on down on Tuesdays and join us. You just might find that some of the help you receive will truly improve your fly casting, and open up new opportunities to fish you may not have thought possible!

# LBCC Backpack Trips!

JIM GARVEY, MEMBER

**TRIP #1:** McGee Pass Trail to Big McGee Lake, out and back, August 16-21. Four nights out.

**B**ack to Big McGee Lake and beyond. Drive to McGee Pass Trailhead and car-camp on Wednesday, August 16, to acclimatize and prepare for an early start to hike in the next day. The seven-mile trail to Big McGee Lake is strenuous, with 2,500 feet of elevation gain and steep sections, but it is well worth the effort. Fishing in and around Big McGee Lake is excellent, with great views of the Sierra Crest. On this trip the lake will our basecamp.

For those who choose to participate, there is an option for a one-or-two-night 5.5-mile backpack over McGee Pass (1,450 foot elevation gain) to fish remote Tully Lake, at the headwaters of Fish Creek, and a chance to visit Tully Hole. We will hike out and be back at the cars on Monday, August 21.

There's plenty of time to start conditioning, to make the trip more enjoyable. The pre-meeting is 7:00 pm on Wednesday, August 2, at the Clubhouse. Trip size is limited; please contact either Jim Garvey, **310-985-9761**, [jim.garvey@sbcglobal.net](mailto:jim.garvey@sbcglobal.net) or Colin Kumabe,



**562-221-9418**, [ctkumabe@gmail.com](mailto:ctkumabe@gmail.com) to reserve a spot, get on a waiting list or for additional info.

**TRIP #2:** Twenty Lakes Basin Loop, September 20-24. Three nights out.

This is a moderate four-day/three-night ten-mile loop through 20 Lakes Basin in the Hoover Wilderness by Saddlebag Lake, a little north of Tioga Pass. It's perfect for those new to backpacking and/or backcountry fly fishing. This scenic area at 10,000 feet is below the majestic Sierra Crest.

Topography includes lakes, meadows, interconnecting streams and interface of different geologic processes. Elevation gain and loss is relatively minimal. Participants should be prepared for quickly changing weather: sunny and warm to wind, rain and snow.

On Wednesday, Sept. 20 drive to the **USFS Saddlebag Lake Campground**. It's about a seven-hour drive to Saddlebag Lake, and participants are requested to arrive by 6:00 pm for the group potluck dinner and to ensure they will be somewhat acclimatized to the elevation and have their kit organized for the next day. We will hike in on Thursday, Aug. 21 and hike out and drive home on Sunday, Aug. 24, for three nights out.

The pre-meeting and discussion of lightweight backpacking equipment and techniques will be 7:00 pm, Wednesday, Sept. 13, at the Clubhouse. To sign up or for more information contact Jim Garvey, **310-985-9761**, [jim.garvey@sbcglobal.net](mailto:jim.garvey@sbcglobal.net) or Colin Kumabe, **562-221-9418**, [ctkumabe@gmail.com](mailto:ctkumabe@gmail.com).





# Save the Date! Learn the Double Haul

*July 11 & 18, 2023 from 7:00 pm–9:00 pm*

**JOHN VAN DERHOOF, PAST PRESIDENT**

**T**his July the Long Beach Casting Club will be offering a class on the Double Haul. We will be doing this class over two consecutive Tuesday nights, starting on July 11 and ending on July 18, from 7:00 pm–9:00 pm. While this class is open to all members, there are things that need to be understood.

**INITIAL STUDENT CONSIDERATIONS**—here are some things you need to resolve. The first, and most important, requires an honest assessment of your casting abilities. Nope, please **do not gloss over that part.**

- 1** We are asking that all students be able to comfortably false cast 40'–45' with accuracy and control. The painted grid in the bottom of the pond is 10' x 10' and starts at 20' (the third stripe is 40'). Or, think about how well you can cast at the five staggered targets in the casting pond (20' to 50'). If you can't false cast (no, not the Pick-Up and Lay Down; you must false cast multiple times to each target, including extending line) to at least the fourth one, then work on your casting first and take the Double Haul Class at a later date, after your casting has improved. I'm sorry, but you need to be able to cast comfortably so you can concentrate on learning something new. Besides, learning the Double Haul with that level of casting will not improve your distance at all, and more likely will decrease it.
- 2** Make sure your fly line is clean and very, very, very lightly dressed with a line dressing (wipe it on, let it sit for an hour or so and try to wipe it off!). Do not use dish detergent like Dawn as it is too harsh and could strip away some of the line's coatings. Use a terry cloth hand towel and body wash or shampoo—even unscented baby wipes work.

There are several line dressings available (SA, Glide, Loon, etc.) that can be used—even ArmorAll will work.

- 3** If you use a 5-weight rod and happen to have a 6- or 7-weight rod, bring the line (should be clean and dressed) for the heavier rod and install it onto your 5-weight. Believe me, it can really help.

My apologies for being blunt in this regard but the reality is that, if you cannot cast to the level requested, then you will not be able to effectively learn the Double Haul. The Double Haul is **NOT** a beginning cast; it's more likely beyond the intermediate level. Even if you manage to get the body movements correct, your casting will be insufficient to give you the benefit of any potential extra distance you could achieve. In fact, it usually gets worse!

This is why all of us are constantly encouraging each of you to come down to the Club and practice. This is particularly helpful if you do this when other better casters are around (mornings during the week as well as Saturday and Sunday mornings) who can point out problems and fixes.

If you are at the level of casting suggested, we encourage you to show up and learn the Double Haul. If you have any questions you can contact me, John Van Derhoof, at: [lbccbeginningcasting@gmail.com](mailto:lbccbeginningcasting@gmail.com). We look forward to seeing you there!



# Fall River, June 2023

MARC BONVOULOIR, 1<sup>ST</sup> VICE PRESIDENT

**F**or the third year, LBCC will be fishing the largest spring creek west of the Rockies—Fall River. More like a river than a creek, this spectacular water is located an hour northeast of Redding in the shadow of beautiful Mount Shasta. The Fall River is a 21-mile-long tributary to the Pit River. It is a designated Heritage and Wild Trout Stream. The cool clear waters of this world-class spring creek are fished from boats casting 30-40 feet downstream with big dries or nymph rigs tempting large rainbows along the bottom.

**WHEN:** May 30–June 3 Arrive Tuesday depart Saturday. 4 nights



**WHERE:** Circle 7 Ranch. Visit <https://www.theflyshop.com/adventures/circle7.html> to see this incredible location on the river. There are five homes on the ranch. We will have the entire White House, set up for eight members. A virtual tour online of White House is a must, to note the beauty of this home.

**WHAT:** With four bedrooms and 2.5 baths, the White House has ample room for eight members to spread out and fish as much as we want. Amenities include Satellite TV, Wi-fi, central air and a sundeck with a barbecue. Rental boats are available each day. We will be guided the first day (Wednesday) on the nuances of fishing from boats on a spring creek. The Fly Shop in Redding will supply four guides. Early June has major hatches of mayflies and, if we're lucky, the largest mayfly hatch, the Hexagenia, will have us casting



Size-8 dries to ravenous fish!

**PACKAGE: \$848.18** per member includes four nights accommodations, shared guide for full day on Wednesday, shared rental boat for two days Thursday and Friday. \$484.93 is due on March 15, payable to The Fly Shop in Redding. \$263.25 is due April 20, payable to The Fly Shop, and the last \$100 is due to me by May 15 for a rental boat for two days.

**DINNERS:** Each member will have a partner to fish with as well as to cook for the group of eight. At the pre-trip meeting, we will determine the meal each twosome will cook on each night. Groceries may be bought at Safeway in the town of Burney, about 20 miles before getting to the ranch. Lunch on Wednesday will be provided by the guide. Breakfast and lunch are on your own.

**NOTES:** Drive time from Los Angeles is 9.5 hours. Other locations to fish include Hat Creek, Pit River, Baum Lake and McCloud River.

*[Editor's Note: the picture of the anglers with Shasta in the background is by Val Atkinson. Val is the photographer for the Golden Gate Angling & Casting Club. Just click on the picture to go to his website, and go to "Order Prints" for, in Val's words, a "memory to last a lifetime"—Rob]*

*The Fly Shop*

# Fly Casting Skills Challenge:

COLIN KUMABE, PAST PRESIDENT

**C**ongratulations to the following Long Beach Casting Club members who just completed the Gold casting challenge: **Cecil O'Dell** and **John Stine**.

Club members interested in the Fly Casting Skills Challenge may contact Mark Flo ([res049nn@gte.net](mailto:res049nn@gte.net)) or Colin Kumabe ([ctkumabe@gmail.com](mailto:ctkumabe@gmail.com)). Casting instruction, coaching and encouragement will be provided to complete the Challenge. Information about the Challenge may be found [here](#).

So far, LBCC casters have completed:

- ❖ Bronze: 7
- ❖ Silver: 5
- ❖ Gold: 5

## Long Beach Casting Club New Members


SHAWN FIFE, MEMBERSHIP SECRETARY

**T**he Board of Directors approved these new members at the last Board meeting:

- ❖ Dennis Daze of Orange, CA
- ❖ Mike Sweeney of Laguna Beach, CA

Please greet and welcome all our new members at the Club's next monthly meeting. Here's wishing them a lifetime of healthy hatches and tight lines.

**Members: if you see visitors at Club meetings, let's make them feel welcome and inform them of the activities we have to offer!**



## *In appreciation for the many years of support,*

**B**ob Marriott's is pleased to give 2% of all Long Beach Casting Club member purchases back to the Club. This store credit can be used by the club for raffle prizes or toward other product purchases that will help enhance and benefit club activities. When purchasing from Bob Marriott's, please be sure to mention that you are a LBCC member to help ensure that a percentage of your sale goes back to the Club.





# How to Develop Good Casting Skills

COLIN KUMABE, PAST PRESIDENT

**B**etter casting skills result in enjoyable fishing trips with more fish caught. Our Beginning Casting students stated that they wanted to learn to fly fish. They know casting is the base skill of all fly fishing.

How to develop good casting skills? The bottom line is: instruction, coaching, practice...LBCC has all of these things!

The Long Beach Casting Club offers programs to learn casting at all skill levels.

- ❖ Beginning Casting Classes—spring
- ❖ Beginning Casting Class II—late summer
- ❖ Fly Casting Skills Challenge: Bronze Level, Silver Level, and Gold Level—Tuesdays and Sundays

Better casting skills will improve your success on the water. Regardless of where you fly fish, good casting skills are needed. Too often, Club members say, "I cast well enough to fish." Now is the time to realize practice is needed before the tree, branch or bush reaches out and grabs your line.

Watch your email for the announcements of casting classes and hurry on down to the Clubhouse and Pond to practice. See you at the Long Beach Casting Club Pond!

## TREASURE ISLAND HOMESTEAD

*Vacation Rental on the upper North Platte River*

Book Direct at:  
[TreasureIslandHomestead.com](http://TreasureIslandHomestead.com)

GPS: 41.3324, -106.7293  
Saratoga, WY  
(307) 228-4119  
[info@TreasureIslandHomestead.com](mailto:info@TreasureIslandHomestead.com)



# Recordings of LBCC Monthly Speakers

ROB PETERSON, TARGET TALK EDITOR

**I**n 2021, the Club began recording our monthly speakers (see [February 2022 Target Talk](#), p. 17, for 2021 presentations). Below is the info for 2022 and 2023. Just click on one of the links, and copy and paste the password at the prompt:

**JANUARY:** Steph Albano of [Finatical Flyfishing](#). Topic: "Global Guide Service for Women, Run by Women". Length: 37 minutes.

[Steph Albano Presentation Jan. 27, 2022](#)

Passcode: d9sE1\*pn

**FEBRUARY:** Glenn Ueda, [So Cal Fishing Guide](#). Topic: "Planet Carp". Length: 110 minutes.

[Glenn Ueda Presentation February 24, 2022](#)

Passcode: 2C!.hWQ1

**MARCH:** Ernie Gulley, [Ernie Gulley Flyfishing](#). Topic: "Stillwater Tactics". Length: 81 minutes.

[Ernie Gulley Presentation March 31, 2022](#)

Passcode: Ri65p6%N

April-September 2021 speakers not recorded.

**OCTOBER:** Lance Egan, Topic: "Newfangled Nymphing". Length: 123 minutes.

[Lance Egan Presentation October 27, 2022](#)

Passcode: i?hk7fd^

**NOVEMBER:** Charlie Craven, Topic: Fly Tying Demonstration. Length: 126 minutes.

[Charlie Craven Presentation Nov. 17, 2022](#)

Passcode: C%uGCj33

December 2022-January 2023 not recorded.

**FEBRUARY:** Steve Schalla, Topic: "Origins of Golden Trout". Length: 75 minutes.

[Steve Schalla Presentation February 23, 2023](#)

Passcode: V?6FufM7

# Spey-O-Rama at the Golden Gate Angling & Casting Club!

TOM OLSON, CO-CAPTAIN

**L**ong Beach Casting Club was well represented at the Jimmy Green International Spey-O-Rama Tournament, on April 22 and 23. There were five LBCC members who participated—Larry Allen, Matt Abrams, Mike Ivy, David Ross and Tom Olson. We didn't make it to the podium, but most of us recorded our "Personal Best" total, and/or "Longest Cast" in a Spey tournament.

There were 37 casters in three divisions: Women's Open, Men's Open and the Men's Senior Division. Casters came from Argentina, Norway, England, Wales, Scotland, Ireland, Korea, British Columbia and several states from across the US.

To compete, a caster must qualify by completing specific casts to a minimum distance, unless he has been in a previous Spey-O-Rama. With the number of casters this year, each of us had to compete in a qualification round on Saturday for our respective division. The top ten scores go on to compete in the Finals on Sunday.

We are happy to report that David Ross advanced to the Finals in the Men's Open Division; a huge personal goal, and a great accomplishment to be in the top ten! Matt Abrams and Tom Olson also advanced to the Finals in the Men's Senior Division. Matt and Tom finished with Personal Best scores against a very competitive field of the best Senior Spey casters in the world.

Spey-O-Rama, or SOR, is the most prestigious Spey event in the world. It requires four different casts, and those four casts are totaled to compute each caster's score. The caster is allowed three casts of each type within a six-minute time limit. The casts are a Right Single Spey, Right Snake Roll, Left Single Spey and



Left Snake Roll. The longest cast in each category is used to calculate the caster's overall score.

The tournament had a large audience at the Golden Gate Angling & Casting Club, for both the Qualification and Finals. The casters were introduced on a PA system as they waded out to the casting stations.

The caster is standing in three-foot deep water in the large pond at the Golden Gate Club. There are 40-degree line delimiters on each side of the pond and a buoy line in the middle. For a cast to count, it must start on one side of the buoy line and land on the other side.

Spey casting is two-handed casting: a right-hand cast is when the right hand is on top of the cork handle, and the left hand is on the bottom of the rod below the reel. A left-hand cast is done the opposite way. Casting left-handed can be harder than it looks; I like to think what it would be like if, in golf, you had to tee off on one hole right-handed and the next hole left-handed. But some casters find the opposite hand has less muscle memory and can be an advantage.

Practicing for the 2024 SOR and LBCC Tournaments starts this month! We have more members who want to participate next year. Please join us on Saturday mornings to learn Spey casting for fishing or to compete; everyone is welcome.

Signing up for a competition will get you to practice and become more proficient at Spey casting. As the LBCC Spey Captain, I'm very proud of our casters for participating, doing so well, and keeping LBCC "On The Map" in the world of Spey casting.

# Did You Know We Have Fishing Awards?

MARK FLO, CO-CAPTAIN

**A**wards will be given for the largest fish caught by members between March 15 of each year and March 14 of the following year for the classes and conditions listed below. Fish caught on Club fishing trips and private trips are eligible.

Each entry must be recorded on the proper Club form and submitted to the Recording Secretary within thirty days of catch. Forms may be obtained either from the Recording Secretary or on page 72 of this Roster. Each member may enter as many fish as he or she wishes, but no single fish may win more than one award.

## HERE'S A LIST OF CATEGORIES:

- ❖ Award for the largest brook trout caught on a fly.
- ❖ Award for largest brown trout caught on a fly.
- ❖ Award for largest steelhead caught on a fly.
- ❖ Award for largest rainbow trout caught on a fly.
- ❖ Award for largest golden trout caught on a fly.
- ❖ Award for largest bass caught on a fly rod with an artificial lure with one hook.
- ❖ Award for largest bluegill caught on an artificial lure.
- ❖ Award for largest crappie caught on an artificial lure.
- ❖ Award for largest freshwater fish caught anywhere on anything.
- ❖ Award for largest trout or landlocked salmon caught in Oregon with standard fly fishing equipment and artificial fly.
- ❖ Award for largest fish caught by fly casting with standard fly fishing equipment and artificial fly.

## SIERRA PACIFIC FISHING ADVENTURES *for 2023-2024*

### SPFA Hosted-Trip Calendar 2023-2024

DATE	DURATION	DESTINATION	TARGET SPECIES / HATCH	SPOTS REMAINING
1/7-13	6 nights 5 days fishing	Argentina	Dorado	Full
1/14-21	7 nights 6 days fishing	Argentina	Rainbow, Brown, Brook	Full
6/14-23	6 days fishing with Days of cultural experience	Japan	Rainbows, Char, and Cherry Salmon	2 Spots
9/3-9	7 nights 6 days fishing	Bighorn River	Rainbow, Browns	10 Spots
9/9-15	7 nights 6 days fishing	Bighorn River	Rainbows, Browns	10 Spots
<b>2024</b>				
1/13-20	7 nights 6 days fishing	Chile, Cinco Rios	Rainbows, Browns	10 Spots
6/4-11	7 nights 6 days fishing	Christmas Island	Bonefish, GTs	10 Spots

### SPFA On The River Clinic Schedule 2023-2024

Casting Instruction, Call for lesson.

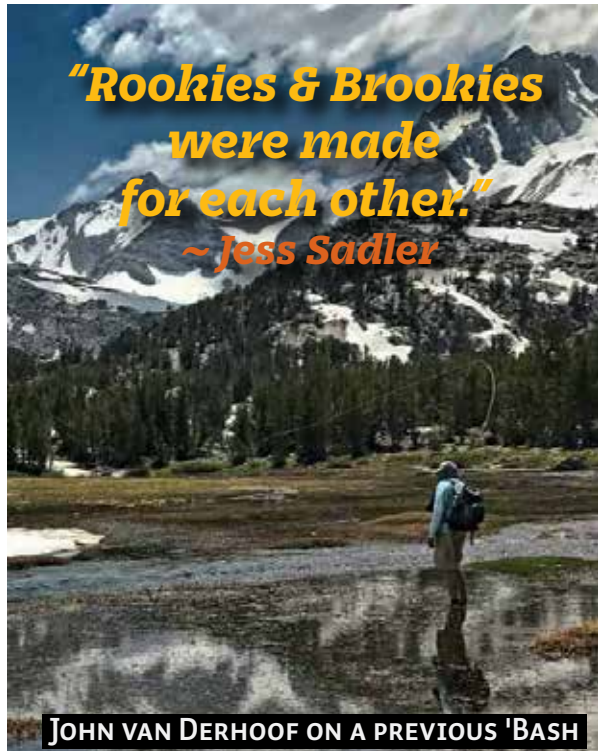
Lower Owens, Call for dates

Please contact, Joe Libeu 310-749-6771 or Kathy Kim 714-475-4529 for more information on Trips and Classes.

**Please inquire about any of the trips listed above to:**

Kathy Kim – 714.475.4529 | [kimkathy@sbcglobal.net](mailto:kimkathy@sbcglobal.net) ❖ Joe Libeu – 310.749.6771 | [fishlglf@ix.netcom.com](mailto:fishlglf@ix.netcom.com)





## Brookie Bash is Coming!

STEVE TIMM, 2<sup>ND</sup> VICE PRESIDENT

**D**ates for the Brookie Bash & Brookie Bash Tenkara events are July 14-16. This is your chance to obtain the special "Sadler Slam" pin. Remember that you must catch all five species of trout during the Brookie Bash: brookie, brown, rainbow, cutthroat and golden, to earn the pin.

For those of you who would like to try your hand at Tenkara, Cecil O'Dell will be heading the Brookie Bash Tenkara Event on Friday, July 14. Saturday will be the Rock Creek/Mosquito Flats outing, in Little Lakes Valley, to catch the brook trout.

If you are interested in a bed at the condo, it's first come, first served. It is at a reduced rate and is a great deal; thanks to Steve Jones! Pre-trip and lodging details will be announced at a later date. If you have any questions, contact Nobuo Masuya: [nobuomasuya@gmail.com](mailto:nobuomasuya@gmail.com).

Thanks! Hope to see you there!

## Brookie Bash Update!

NOBUO MASUYA, MEMBER

**T**he Brookie Bash this year will be affected by the deep snowpack and high water levels. The streams and rivers may be unsafe for wading, and Little Lakes Valley may not be open, or the road up to it may be closed. In the last big snow year, the road up there didn't open until July 4. This year we had quite a bit more snow than the last big snow year.

What we intend to do, if the streams and higher elevation are not viable, is to fish the lower elevation lakes. Crowley should offer great fishing. Convict lake, Twin Lakes and the other Mammoth Lakes should also offer great fishing.

We will try to have the Tenkara event on Hot Creek. But, if waters are too high, we'll switch the location.

We may get into the streams, but be prepared to fish lakes if we can't. In the lakes, fishing is better with a float tube or boat. If you don't own either, consider renting one up at Mammoth. You can also get a guided boat on Crowley if you want to guarantee you get some nice fish. The guides the Club recommends are:

<u><a href="#">Mickey Baron</a></u>	<b>760-937-3245</b>
<u><a href="#">Ernie Seko</a></u>	<b>714-606-7724</b>
<u><a href="#">Ernie Gulley</a></u>	<b>909-953-1770</b>
<u><a href="#">Troutfitter</a></u>	<b>760-924-3676</b>
<u><a href="#">Sierra Drifters</a></u>	<b>760-935-4250</b>

There are still openings for the Club condo. In prior years, we got the condo free, and we only paid the cleaning fee. This year, we get a modest discount from full price. So, the cost is \$243 per person. If you want a place in the Club condo, let Nobuo Masuya know soon. We haven't reserved as much space in advance this year, and it's first come, first served.

Nobuo Masuya is the Streamkeeper for this trip. His contact info is: [nobuomasuya@gmail.com](mailto:nobuomasuya@gmail.com).

**Phone: 310-951-9324**

# Fly of the Month: FMAO Midge

JOHN VAN DERHOOF, PAST PRESIDENT

**W**elcome to spring 2023 near Dutch John, Utah. This year's annual trip was considerably more trying than previous ones. Snow, wind, low water, rock falls. You name it we experienced it. But through it all one dry fly seemed to shine above the others: the FMAO Midge. Well gee John, what does FMAO mean? Well I am sure all of you are aware of the acronym LMAO but here I have substituted the 'L' with 'F' and no it's not that word! Shame on you! The 'F' stands for **Freezing...**

Here's a rundown of the trip. I drove to Idaho Falls to tie at the East Idaho Fly Tying Expo and it snowed essentially the whole way. Arrived in shorts looking the fool from SoCal (well I am so, why not). Tied for two days with snow every day and cold winds then drove from Idaho Falls to Dutch John through snow and wind and a closed stretch of I-15 just north of Ogden. Snowed every day in Utah and often the wind was a sustained 25–35 mph and much higher gusts. There were also two recent rock falls: one in the 'A' section at Deadman Rapids and another in the 'B' section on the right side of Red Creek Rapids. Very few of the guides had checked it out in the current flows so most folks were floating 'A'.

Ah the flow...they are doing repairs on the dam and taking liberties with the minimum allowable flow of 800 cfs. First day fishing it was 775 cfs and, floating the next day with my guide Doug Roberts of Old Moe Guide Service, it was the same. The second day floating it started 686 cfs, dropped as low as 576 cfs before getting back to 750 cfs. I have now seen two real extremes on this river: 576 cfs this year and 9600 cfs in 2010! Doug's brandi-new Clacka' now has a lot of river rash on its underside. Also, the flow from the dam was not temperature controlled and the water was a delightful 36°. As cold as the water was the air temp was usually anywhere between 15° and 20° in the morning and I would still be clearing ice out of my guides well into the afternoon. That, paired with the wind, made for some tough and uncomfortable conditions.

Fishing was tougher and slower than usual but still we managed to boat mid-20s to low 30s each of two days of floating but my walk and wade results were significantly less than usual. The lower water flow really fouled things up. Surprisingly, even with the wind and snow, both midges and Blue-Winged Olives came out to play. The fly offered here was the pattern that nailed both hatches beautifully. Simple and easy to tie it does an excellent job of imitating a lot of smaller emerging insect species. Blue-Wings, Midges, Pseudocloens and others are all easily imitated. So tie some up and give them a try!

## MATERIALS FOR TYING THE FMAO MIDGE:

**Hook:** Tiemco 100 or similar; size #18–#24 (#22!)

**Thread:** Veevus 12/0; black

**Shuck:** Darlon; shrimp orange

**Body:** Thread

**Ribbing:** Copper wire; extra small

**Wing:** EP Triggerpoint fibers; white

**Thorax:** SLF Davy's Bug Dub; black

**Hackle:** Whiting; dun grizzly

**Head:** Thread



FMAO MIDGE



FMAO MIDGE  
WITH RED THORAX

### INSTRUCTIONS FOR TYING THE FMAO MIDGE:

1. Insert your hook into the vise and attach your thread behind the head space. Wind about half the way down the shank of the hook. Select a very thin clump of the shuck material. Tie it in by continuing to wind down to the bend of the hook. I like to keep the shuck uneven so I tend to pull a few fibers out a bit longer or trim the end so that it tapers. **KEEP IT LIGHT!** You want to see through it.
2. Pull off a 4" length of wire ribbing and tie it in low on the far side of the hook. That's the perfect location for ribbing in the normal direction (low and on the front side for winding the reverse direction). This means that the first turn is in the correct location on the front side and not half the way up around the hook. Now smoothly wind your thread forward to the thorax. Remember, it's the body. Next follow it with 4 or 5 turns of ribbing and then tie it off.
3. Select a small amount of your wing material. Tie it in at the back end of the thorax and winding forward to front extent of the thorax so that it is protruding out both front and rear. (Be sure to leave room for the head!) This will also leave a level base for the thorax and hackle. Trim the rear part so that it extends about half the way down the body. Leave the front alone for now.
4. Select an appropriately sized hackle for the fly and tie it in at the back end of the thorax leaving a short section of exposed rachis between the barbs and your tying thread. Apply the thorax dubbing to your thread and wind towards the front with one final turn in front of the wing to help stand it up. Now wind the hackle two (2) turns forward and tie it off in front of the wing. A larger fly like an #18 might, *might*, *might* need three turns depending on the quality of your hackle.
5. Pull the wing back and trim it where the fly's body ends. Whip finish and go find some fish in freezing conditions and locations to catch 'em in!!!

**OPTIONS FOR THE FMAO MIDGE:** Change material colors to match the bug you're trying to imitate...

**Blue-Winged Olive:** Change the thread to dark olive, keep the shuck the same, change the ribbing to chartreuse, change the wing to BWO (a bluish gray), keep the hackle the same and change the thorax to dark olive.

**Pseudocloen:** Change the thread to bright olive, keep the shuck the same, change the ribbing to chartreuse, change the wing to PMD (tan-gray), change the hackle to light dun and change the thorax to olive.

**Pale Morning Dun:** Change the thread to light Cahill, change the shuck to gold, change the ribbing to dark olive thread, change the wing to PMD (tan-gray), change the hackle to light dun and change the thorax to gray/olive.

**Emerging Midge Option:** As midges emerge their thorax swells and is often red in color, so tie the fly the same but instead use red dubbing for the thorax.

**One Last Note:** If you want the fly to sit lower in the water, then simply remove the hackle from the underside of the hook. This is best done by using your scissors from the front of the fly and trimming as close to the thorax as possible. This will leave a very wide 'V' in the underside hackle—almost like outriggers—that will support the fly but allow it to sit closer to the water.





## Tying Tip: Web Resources

DAVE BOYER, MEMBER

I was asked to put together some links for fly tiers that I think have some of the best web presence. There are many good **AND** bad tying videos on YouTube and other sites. I'll be sharing some that I default to if I'm looking for information on techniques and materials, including full flies being tied.

The first person I use as a go-to for materials and techniques is **Wayne Luallen**. For those that do not know him, he is from the left coast, a **Buz Buszek** Recipient and one of the greatest "thinkers", when it comes to tying flies. He is constantly trying different ways to use thread and material to gain a better tie, from very small nymphs and dry flies to full-dressed salmon flies. If you ever get a chance to take a class from him at a **FFI (Fly Fishers International)** function, believe me, it is well worth it. I did so a number of years ago; his techniques and tips help me tremendously as I tie today. He has a series of short videos for various fly-tying tips and techniques on the Global Fly Fisher web site: <https://globalflyfisher.com/video/tips/all>.



Peruse the tips and you **WILL** find something you have never considered as you tie. When I met Wayne, he did his "Forking Two Tails" technique at a tying event that to me was virtual magic at the time. I can do it now, but not without the thread and material controls he advocates, the basis of everything we do in tying.

## Please Return Rod-Wrapping Jigs

EDDIE MADRID, MEMBER

If you have borrowed a rod-wrapping jig from LBCC, we'd appreciate it if you could return it **ASAP**. Our current Rod Building Class started on May 9. We had a great turnout; there were 21 students. Unfortunately, we only had 15 rod-wrapping jigs available.

Anyone who borrowed an LBCC rod-wrapping jig, please return it ASAP for the new students. You can contact Eddie Madrid at [netboy3@verizon.net](mailto:netboy3@verizon.net) or (562) 537-9618. Thanks for understanding.

## 15% Discount from Aventik

PAUL BURGNER, MEMBER

**C**hao Hang of **Aventik** is offering LBCC members a **15% discount** on the below products. Go to the club page and click on "Sponsors", then "Aventik". The Aventik (Amazon) page will come up. Type the ASIN # in the search area (example: ASIN B079NBK9L4). The product will come up. **Or: just click on the item description below.**

Use code **BJ4Z7YWX** for the discount. The list and code change monthly, so keep watching here.

### ITEMS FOR THIS MONTH:

- ❖ [Fly Box ASIN: B078VHXFSY](#)
- ❖ [Magnetic Net Release ASIN: B01MY77SZ8](#)
- ❖ [Fly Assortment ASIN: B07KP86RL6](#)
- ❖ [Fly Box ASIN: B07VG7C8RJ](#)
- ❖ [Barbless Hooks ASIN: B07Q3P7FSP](#)

# Fly Tiers are Sooo Weird...

JOHN VAN DERHOOF, PAST PREZ & WEIRD

Recently, the Fly Tying Forum held a Saturday class focused on Catskill-style tying. These are the traditional flies that many of our older, more fly fishing-experienced members started out using. Despite being mostly Eastern patterns, they still worked out here, and continue to do so even today.



One of the patterns in the class was the classic dry fly "the Hendrickson". This pattern is comprised of dun rooster hackle fibers for the tail and wound dun hackle imitating the legs. The wing is wood duck flank feather tied in upright and divided. It's the body material that makes fly tiers weird...

In his classic book *Art Flick's Streamside Guide*, Art stated that the body material should be "...the pink fur from a vixen red fox (color comes from urine burns)".

Now I don't know who on earth would know this particular jewel of esoterica, but only a crazy fly tier could qualify. You will note the photo of a recently purchased and received red fox pelt I now possess. You can easily see the very pinkish fur in the "affected" area. You can also see the pinkish cast in the fur in each foreleg pit.

On a potentially stranger note, I posted this photo on a fly tying group page and received a note from Jim Slattery. Jim owns *Campfire Lodge* on the banks of the Madison River, runs *Jim's Fly Company* (a great place to buy Whiting necks, by the way) and was the *original inventor of the Stimulator* (nope, not *Kaufmann*). Anyway, Jim was told by a trapper that he trusts that the color does not, in fact, come from urine or excrement but instead by saliva after licking to "clean up".

Sooo...fly tiers rejoice! It's just fox spit!

## Beginning Casting Clinic

BOB MIDDO & JOHN VAN DERHOOF,  
CO-CASTING COORDINATORS

Just a quick note about the conclusion of our Annual Beginning Casting Clinic. Our class was well attended by approximately 60<sup>+</sup> students. This year we handed out response cards and received unanimous positive comments about the class and the instructors.

I want to thank all of those who came out and helped with the class. Believe me, Bob, the Club and I could not have had the success we did, had it not been for your efforts and time. Thank You!

The Class will return again this fall starting on August 29<sup>th</sup> at 7:00 PM, so stay tuned for reminders.

## Calendar of Events

### June

1	Thursday	7:00 PM	Project Healing Waters Evening Meeting
3	Saturday	8:00 AM	Club Spey Cast
4	Sunday	9:00 AM	Sunday Club Cast
		10:00 AM	Women's Casting
5	Monday	6:30 PM	Board of Directors Meeting
6	Tuesday	7:00 PM	Rod Building Session #4
			Tuesday Night Club Cast
7	Wednesday	7:00 PM	Fly Tying Forum
8	Thursday	7:00 PM	Project Healing Waters Evening Meeting
10	Saturday	8:00 AM	Club Spey Cast
		9:00 AM	Beginning Spey Casting Session #1
11	Sunday	9:00 AM	Sunday Club Cast
13	Tuesday	7:00 PM	Rod Building Session #5
			Tuesday Night Club Cast
14	Wednesday	7:00 PM	Fly Tying Forum
15	Thursday	7:00 PM	Project Healing Waters Evening Meeting
17	Saturday	8:00 AM	Club Spey Cast
18	Sunday	9:00 AM	Sunday Club Cast
20	Tuesday	7:00 PM	Rod Building Session #6
			Tuesday Night Club Cast
21	Wednesday	7:00 PM	Fly Tying Forum
22	Thursday	7:00 PM	Project Healing Waters Evening Meeting
24	Saturday	8:00 AM	Club Spey Cast
		9:00 AM	Riptide Rendezvous FFI
25	Sunday	9:00 AM	Sunday Club Cast
27	Tuesday	7:00 PM	Tuesday Night Club Cast
28	Wednesday	7:00 PM	Fly Tying Forum
29	Thursday	7:00 PM	Monthly Meeting: Dave Smith "DIY New Zealand Fly Fishing"

### July

1	Saturday	8:00 AM	Club Spey Cast
		9:00 AM	Beginning Spey Casting Session #2
2	Sunday	9:00 AM	Sunday Club Cast
		10:00 AM	Women's Casting
3	Monday	6:30 PM	Board of Directors Meeting
5	Wednesday	7:00 PM	Fly Tying Forum
			Double Haul "Teach-the-Teacher" Session #1
6	Thursday	7:00 PM	Project Healing Waters Evening Meeting
8	Saturday	8:00 AM	Club Spey Cast
		9:00 AM	Pre-Trip: Brookie Bash & Brookie Bash Tenkara Event
11	Tuesday	7:00 PM	Double Haul Class #1
12	Wednesday	7:00 PM	Fly Tying Forum
			Double Haul "Teach-the-Teacher" Session #2
13	Thursday	7:00 PM	Project Healing Waters Evening Meeting
14-16	Weekend		Brookie Bash
14	Friday		Brookie Bash Tenkara Event
15	Saturday	8:00 AM	Club Spey Cast
			Girl Scouts Beginning Fly Fishing Session #1



## Calendar of Events Continued...

16	Sunday	9:00 AM	Sunday Club Cast
18	Tuesday	8:00 AM	Boy Scouts
		7:00 PM	Double Haul Class #2
19	Wednesday	8:00 AM	Boy Scouts
		7:00 PM	Fly Tying Forum
20	Thursday	7:00 PM	Project Healing Waters Evening Meeting
22	Saturday	8:00 AM	Club Spey Cast
			Girl Scouts Beginning Fly Fishing Session #2
23	Sunday	9:00 AM	Sunday Club Cast
25	Tuesday	7:00 PM	Tuesday Night Club Cast
26	Wednesday	7:00 PM	Fly Tying Forum
27	Thursday	7:00 PM	Monthly Meeting: Howard Uller "Heritage Trout Challenge"
29	Saturday	8:00 AM	Club Spey Cast
30	Sunday	9:00 AM	Sunday Club Cast

## August

1	Tuesday	8:00 AM	Boy Scouts
		7:00 PM	Tuesday Night Club Cast
2	Wednesday	8:00 AM	Boy Scouts
		7:00 PM	Fly Tying Forum
			Pre-Trip: BIG McGee Lake w/Jim Garvey
3	Thursday	7:00 PM	Project Healing Waters Evening Meeting
5	Saturday	8:00 AM	Club Spey Cast
6	Sunday	9:00 AM	Sunday Club Cast
		10:00 AM	Women's Casting
7	Monday	6:30 PM	Board of Directors Meeting
8	Tuesday	7:00 PM	Tuesday Night Club Cast
9	Wednesday	7:00 PM	Fly Tying Forum
10	Thursday	7:00 PM	Project Healing Waters Evening Meeting
12	Saturday	9:00 AM	Club Spey Tournament
13	Sunday	9:00 AM	Sunday Club Cast
15	Tuesday	7:00 PM	Tuesday Night Club Cast
16	Wednesday	7:00 PM	Fly Tying Forum
17	Thursday	7:00 PM	Project Healing Waters Evening Meeting
17-21	Week		Big McGee Lake with Jim Garvey
19	Saturday	8:00 AM	Club Spey Cast
20	Sunday	9:00 AM	Sunday Club Cast
22	Tuesday	7:00 PM	Tuesday Night Club Cast
23	Wednesday	7:00 PM	Fly Tying Forum
			"Teach the Teacher" Session
24	Thursday	7:00 PM	Project Healing Waters Evening Meeting
25-28	Weekend		Women's Program Summer Outing with Kathy Kim
26	Saturday	8:00 AM	Club Spey Cast
		9:00 AM	Pre-Trip: Yards & Inches/Pozole Bowl with Mick Woodbury
27	Sunday	9:00 AM	Sunday Club Cast
29	Tuesday	7:00 PM	Beginning Fly Casting II
			Tuesday Night Club Cast
30	Wednesday	7:00 PM	Fly Tying Forum
			"Teach the Teacher" Session
31	Thursday	7:00 PM	Monthly Meeting: Jim Litchfield "Trout, Bonefish and Trevally"



INTRODUCED OVER  
**40 YEARS AGO**

when our original range of Lightweight PVC Waders was developed in the UK, we've grown considerably to include a full range of premium fly fishing gear and technical apparel aimed at enhancing your fishing experience.

---

Inspiring Anglers To Fish  
Since 1978

**DID YOU KNOW...**

Club members receive exclusive offers and discounts?

---

Shop online at  
[www.snowbee-usa.com](http://www.snowbee-usa.com)

**Snowbee**  
EST 1978



(626) 542-3810



[support@snowbee-usa.com](mailto:support@snowbee-usa.com)



<https://snowbee-usa.com>

Rods | Reels | Lines | Waders | Apparel | Accessories

# GOLDEN SAILS

LB — HOTEL — CA



## SET SAIL FOR COMFORT & CONVENIENCE

- On-site fitness center
- Complimentary Wi-Fi
- 24-hour business center
- Outdoor year-round heated pool
- Oversized spa
- Spacious courtyard with gazebo, ideal for weddings
- On-site vending machines
- Coin-operated laundry
- ATM machine
- Complimentary USA newspapers in the lobby
- 173 guest rooms featuring:
  - Work desk
  - 32 inch flat-screen TV
  - Microwave
  - AM/FM alarm clock radio
  - Mini refrigerator
  - Single cup Haus Maid coffee maker
  - Ironing board
  - Hairdryer
  - Aquamer Institute Swiss® bath amenities
  - Air conditioning


### GOLDEN SAILS HOTEL

6285 E. Pacific Coast Highway, Long Beach, CA 90803 | (562) 596-1631 | [goldensailshotel.com](http://goldensailshotel.com)





JUNKYARD SPEY



[www.redshedflyshop.com](http://www.redshedflyshop.com)



[WWW.OLDMOEGUIDESERVICE.COM](http://WWW.OLDMOEGUIDESERVICE.COM) • 435-885-3342



[www.bobmarriotts.com](http://www.bobmarriotts.com)  
[info@bobmarriotts.com](mailto:info@bobmarriotts.com)  
 2700 W. Orangethorpe Ave.  
 Fullerton, CA 92833

### GOING GREEN...

We now offer a full service Equipment Recycling Program that saves resources... and puts some "green" on an account for you here at the shop!



[www.bobmarriottsflyfishingstore.com/going-green](http://www.bobmarriottsflyfishingstore.com/going-green)  
 Store (714) 525-1827 Travel (714) 578-1880



YOUR FLY FISHING DESTINATION  
 & RESORT OUTFITTER

FLY FISHING EXCURSIONS • CLASSES  
 PRIVATE INSTRUCTIONS

(310) 749-6771

3901 Brayton Ave., • Long Beach, CA 90807 • [www.spfadventures.com](http://www.spfadventures.com)



WAYNE NAGEL

Hotel Manager

d 562.597.1341 x401  
 f 562.597.5171  
[wayne@hotelcurrent.com](mailto:wayne@hotelcurrent.com)

5325 e. pacific coast hwy  
 long beach, ca 90804

[www.hotelcurrent.com](http://www.hotelcurrent.com)