

Inside

- ❖ Fly of the Month: Green Klinker
- ❖ Club Trips for 2023
- ❖ Three Month Calendar

Highlights

- Page 5: Awards/Installation Banquet
- Page 10: Southwestern Tournament Results
- Page 13: Updates on "Trout in the Classroom" Project

Target Talk

NEWSLETTER OF THE LONG BEACH CASTING CLUB, ESTABLISHED 1925

APRIL 2023

WWW.LONGBEACHCASTINGCLUB.ORG

Leader's Line...

In Search of Wild and Native Fish

BOB MAYFIELD, PRESIDENT

I have written before about Diane and me, and our love for finding and catching wild and native fish. Some states have created "wild and native fish challenges". One of these is the [Nevada Native Fish Slam](#). Nevada's natural beauty, remoteness, friendly ranchers and people took us by complete surprise. If you go in search of the redband or bull trout you will end up in a little hamlet called Jarbidge, Nevada. Jarbidge sits on the edge of the Jarbidge Wilderness, one of the least-visited wilderness areas in the lower 48. Jarbidge has a small store, a bar and restaurant. It is about as close as you can get to the Old West. Diane and I have visited the area three times in our quest to complete the challenge; each time it was full of surprises.

One of the fish on the Nevada Native Fish Slam challenge is the mountain whitefish. I think it's safe to say that not many people have ever targeted whitefish. Usually when a whitefish is caught, it is accompanied by the words "Not another whitefish!" But we took a hike down into a canyon on the Salmon River near Jackpot, Nevada and spent one memorable day catching these under-appreciated fish.

On our first trip to northeast Nevada, Diane and I planned to explore Goose Creek, looking for the Yellowstone cutthroat. We were supposed to meet Diane's brother and his wife that night in Jackpot for dinner, and stay in a warm hotel. Goose Creek is about 30 miles east of Jackpot on a rough dirt road. As we were getting close to the Creek, it started to rain. It then turned into a deluge such as I have never experienced, before or since. We decided it would be impossible to make it back to Jackpot, so we pulled the van off the road and set up camp. Meanwhile the

brother back in Jackpot started sounding the alarm when we had not shown up. They were ready to call Search and Rescue but decided to call my daughter first, in the off chance she had heard from us. She was told the circumstances and told them she thought as long as we had a bottle of wine we would be fine.

We woke the next morning to a vast green valley with Goose Creek within walking distance. We waded up and started fishing. We had been fishing an hour or so when up pulls a rancher on a quad. He asked us if we knew we were on private property. I told him that I was sorry we did not and told him we would leave. He asked us if we were from the College. I said no and gave him a thorough explanation of the Nevada Native Fish Slam. He then asked if we saw his sign on the way in. I explained we could barely see the road, so I missed the sign. He then asked again what

"Wild and Native Fish"...Continues on page 3

Club Trips for 2023

STEVE TIMM, 2ND VICE PRESIDENT

TRIP DATE	TRIP & LEADER
April 30–May 5	Green River w/John Lincoln Pre-Trip April 22, 9:00 am
May 7–12	Green River w/Colin Kumabe Pre-Trip April 22, 9:00 am
May 14–19	Green River w/Keith O'Donnell Pre-Trip April 22, 9:00 am
May 30–June 3	Fall River w/Marc Bonvouloir Pre-Trip May 20, 9:00 am
July 14–16	Brookie Bash w/Nobuo Masuya Pre-Trip July 8, 9:00 am
July 14	Tenkara event at Brookie Bash w/ Cecil O'Dell
July 15	Brookie Bash Day
Aug 17–21	Big McGee Lake w/Jim Garvey Pre-Trip Aug 2, 7:00 pm
Sept 2	Yards and Inches w/Mick Woodbury Pre-Trip Aug 26, 9:00 am
Sept 21–24	Twenty Lakes Basin w/Jim Garvey Pre-Trip Sept 13, 7:00 pm
Oct 4–8	Crowley Lake w/Steve Timm Pre-Trip Sept 30, 9:00 am

Trip locations, dates and pre-trips change, so monitor Target Talk or the Club's Web Calendar for the latest information. Deposits for trips which are "double occupancy", and require deposits in advance, are non-refundable. Should you cancel, your deposit will only be refunded if a Club member replaces you.

If you'd like to be a Streamkeeper and need help organizing a Club trip, email me and let me know. Feel free to contact Steve Timm if you have suggestions for a trip or any questions at: srtimm@hotmail.com.



OFFICERS

PRESIDENT

BOB MAYFIELD
(714) 392-2211

1ST VICE PRESIDENT

MARC BONVOULOIR
(213) 369-9525

2ND VICE PRESIDENT

STEVE TIMM
(562)-243-0826

CO-CAPTAINS

MARK FLO: (562) 420-8121
TOM OLSON: (310) 809-0409

MEMBERSHIP SECRETARY

MARK ANGELO
(562) 450-8865

TREASURER

ED ALVARADO
(213) 440-4655

CORRESPONDING SECRETARY

BLAIR WILLIAMS
(310) 386-8813

FACILITIES & POND

STEVE JACKSON
(310)-729-2308

SENIOR DIRECTOR

COLIN KUMABE
(562) 221-9418

JUNIOR DIRECTOR

STEVE JONES
(562) 682-7920

TARGET TALK EDITOR

ROB PETERSON
(310) 963-2515

Leader's Line...Continued from page 1

kind of study we were doing for the College. I again explained our quest and that we were not from the University. I don't think he believed me; he said we could fish, but he wanted us to read his sign on the way out, and he wanted a copy of our report when completed. I assured him we would read the sign and send him the report. If you look at what the sign says, it will give you a good idea of what he thought of us. We had no report to give and did not catch our Yellowstone cutt. That would require two more trips to the area. On subsequent trips we made sure to find the ranch house we thought would be associated with the land we were on and ask permission to drive or hike up the creeks. We were never told "No".

In closing, I tell these stories in the hope that they would encourage you to get out and discover some of these areas for yourself. I'm sure if you do, it will give you a new appreciation of what it has taken for these fish to survive. It will also let you see, and want to help preserve, the areas they live in. Here are a couple of links to follow:

[Jarbidge Wilderness Area Nevada](#)
[Nevada Native Fish Slam Entry Form](#)



Save the Date!

LBCC Annual General Meeting **Thursday, April 6 at 7:00 pm**

BOB MAYFIELD, PRESIDENT

The Board will ask members to vote on the 2023-2024 Board of Directors, based on the following nominees selected by this year's Nominating Committee in accordance with the Constitution & Bylaws. The nominees are:

PRESIDENT:	Robert Mayfield
1ST VICE PRESIDENT:	Tony Daus
2ND VICE PRESIDENT:	Steve Timm
CORRESPONDING SECRETARY:	Blair Williams
MEMBERSHIP SECRETARY:	Shawn Fife
TREASURER:	Ed Alvarado
CO-CAPTAINS:	Mark Flo & Tom Olson
FACILITIES & POND:	Steve Jackson
JUNIOR DIRECTOR:	Steve Jones
SENIOR DIRECTOR:	Colin Kumabe

This meeting will held at the LBCC Clubhouse as well as via teleconference:

<https://us06web.zoom.us/j/88970119233?pwd=MHNoRzVySzVkK2REK0dpSVQyMlNvdz09>

MEETING ID: 889 7011 9233

PASSCODE: 616210

Per Article VIII, Section 5: After the members have been advised of the ticket nominated as above, any ten (10) members in good standing may nominate other candidates for the same office or offices from the floor at the Annual Meeting. Such nominations shall be made in writing and be signed by said and delivered to the Corresponding Secretary before the election. The name(s) of any candidate or candidates so nominated from the floor shall be written on the ballot, and shall be voted on at the Annual Meeting.

Due to the Annual General Meeting, there will be No Monthly Meeting at end of month in April.

Beginning Fly Tying Class is Complete

WAYNE SAKAGUCHI, MEMBER

Beginning Fly Tying Class has come to an end. The LBCC has finished another successful year of teaching fly tying, this time live back in the Clubhouse. We've had positive feedback from all the participants and they are asking: "Now what?"

To help keep their interest going, the Club has the Fly Tying Forum on Wednesday, starting at 7:00pm. It is open to all, members and non-members. This is an informal class to learn new techniques and materials. If you have any questions, please contact **Matt Murdough** at mmroaringbrook@gmail.com.



PARKER SCHALL—WEEK 13 PARACHUTE ADAMS



MARK KOCSIS—WEEK 14 HUMPY



MARK KOCSIS—WEEK 15 RUSTY SPINNER



PARKER SCHALL—WEEK 16 ROYAL WULFF

Recordings of LBCC Monthly Speakers

ROB PETERSON, TARGET TALK EDITOR

In 2021, the Club began recording our monthly speakers (see [February 2022 Target Talk](#), p. 17, for 2021 presentations). Below is the info for 2022 and 2023. Just click on one of the links, and copy and paste the password at the prompt:

JANUARY: Steph Albano of [Finatical Flyfishing](#). Topic: "Global Guide Service for Women, Run by Women". Length: 37 minutes.

[Steph Albano Presentation Jan. 27, 2022](#)

Passcode: d9sE1*pn

FEBRUARY: Glenn Ueda, [So Cal Fishing Guide](#). Topic: "Planet Carp". Length: 110 minutes.

[Glenn Ueda Presentation February 24, 2022](#)

Passcode: 2C!.hWQ1

MARCH: Ernie Gulley, [Ernie Gulley Flyfishing](#). Topic: "Stillwater Tactics". Length: 81 minutes.

[Ernie Gulley Presentation March 31, 2022](#)

Passcode: Ri65p6%N

April-September 2021 speakers not recorded.

OCTOBER: Lance Egan, Topic: "Newfangled Nymphing". Length: 123 minutes.

[Lance Egan Presentation October 27, 2022](#)

Passcode: i?hk7fd^

NOVEMBER: Charlie Craven, Topic: Fly Tying Demonstration. Length: 126 minutes.

[Charlie Craven Presentation Nov. 17, 2022](#)

Passcode: C%uGCj33

December 2022-January 2023 not recorded.

FEBRUARY: Steve Schalla, Topic: "Origins of Golden Trout". Length: 75 minutes.

[Steve Schalla Presentation February 23, 2023](#)

Passcode: V?6FufM7

Installation Banquet

BOB MAYFIELD, PRESIDENT

As we are getting back into the full swing of trips, Club meetings, casting tournaments, fly tying, rod building and a host of other fun and educational events, I would like to reinstate our Annual Awards and Board of Directors Installation Banquet. We have so much to celebrate, people to thank and people to congratulate on awards or giant fish that have been caught. The Banquet is to be held Saturday, April 15, 5:00 pm to 8:00 pm. We will provide a meal for all who wish to attend and celebrate with us. The only requirement is for you to let me know if you plan to come. Meeting is open to all: members and significant others. You can RSVP by either text at **714-392-2211** or email at bob@impac-marketing.net.

Brookie Bash is Coming!

STEVE TIMM, 2ND VICE PRESIDENT

Dates for the Brookie Bash & Brookie Bash Tenkara events are July 14-16. This is your chance to obtain the special "Sadler Slam" pin. You must catch all five species of trout during the Brookie Bash: brookie, brown, rainbow, cutthroat and golden, to earn the pin.

For those of you who would like to try your hand at Tenkara, Cecil O'Dell will be heading the Brookie Bash Tenkara Event on Friday, July 14. Saturday will be the Rock Creek/Mosquito Flats outing to catch the brook trout.

If you are interested in a bed at the condo, it's first come, first served. It is at a reduced rate and is a great deal; thanks to Steve Jones! Pre-trip and lodging details will be announced at a later date. If you have any questions, contact Steve Timm: stimm@hotmail.com. Thanks! Hope to see you there!

TREASURE ISLAND HOMESTEAD

Vacation Rental on the upper North Platte River

Book Direct at:
TreasureIslandHomestead.com

GPS: 41.3324, -106.7293
Saratoga, WY
(307) 228-4119
info@TreasureIslandHomestead.com



Long Beach Casting Club New Members

MARK ANGELO,
MEMBERSHIP SECRETARY

The Board of Directors approved these new members at the last Board meeting:

- ❖ Dennis Panish of San Diego, CA
- ❖ Suganda Dandekar of La Mirada, CA
- ❖ Harvey Goldson of Littleton, CO
- ❖ Rick Sylvies of Long Beach, CA
- ❖ Sue Vestermark of Long Beach, CA

Returning members:

- ❖ Anthony Duarte of Long Beach, CA
- ❖ Dennis McTeer of Whittier, CA
- ❖ Richard Kopenhefer of Fullerton, CA
- ❖ Michael Dighera of La Habra, CA

Please greet and welcome all our new members at the Club's next monthly meeting. Here's wishing them a lifetime of healthy hatches and tight lines.

Members: if you see visitors at Club meetings, let's make them feel welcome and inform them of the activities we have to offer!

Free Beginning Casting Classes this April

JOHN VAN DERHOOF, PAST PRESIDENT

The Long Beach Casting Club will have a Beginning Casting Clinic this April—back in its usual time slot. The class is taught by John Van Derhoof, who is a **Master Certified Casting Instructor**. The class will get our students started in discovering the joy of fly casting and fly fishing. It will be held on five consecutive Tuesday evenings. The clinic is free and open to all.

SESSION 1

Tuesday, April 4, 2023 from 7:00–9:00 PM.

Orientation. The instruction team will offer a brief (30 to 45 minutes) introduction to what will be taught to and is needed by the students.

SESSION 2

Tuesday, April 11, 2023 from 7:00–9:00 PM.

You will learn the proper method of performing the Pick-Up and Lay Down Cast.

SESSION 3

Tuesday, April 18, 2023 from 7:00–9:00 PM.

Review the Pick-Up and Lay Down and learn the False Cast.

SESSION 4

Tuesday, April 25, 2023 from 7:00–9:00 PM.

Review the Pick-Up and Lay Down and False Cast. Then we will learn how to mend line to make us better fly fishers and fish catchers. The mends will be the Pile Cast, Reach Mend and the Reach Mend but with slipping line. We may also try the Roll Cast.

SESSION 5

Tuesday, May 2, 2023 from 7:00–9:00 PM.

Briefly review the Pick-Up and Lay Down, False Cast, Line Mending. Then we will spend more time with the Roll Cast. You will then learn to extend line while false casting and, finally, we will work on a couple of other fishing mends.

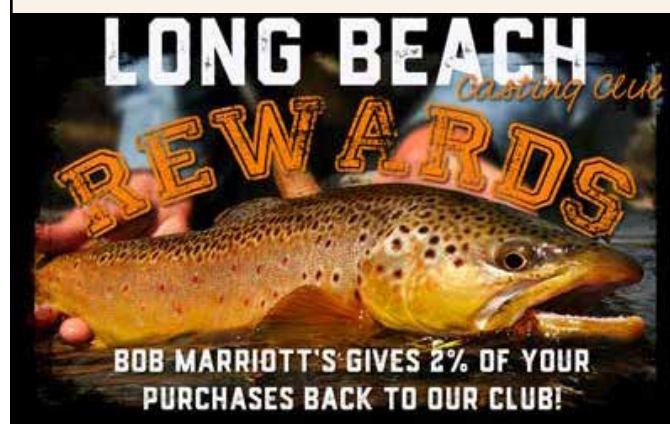


Questions? Please contact John Van Derhoof at lccbbeginningcasting@gmail.com.

No Cost: FREE! No charge for these sessions. No signup is needed—just show up!

In appreciation for the many years of support,

Bob Marriott's is pleased to give 2% of all Long Beach Casting Club member purchases back to the Club. This store credit can be used by the club for raffle prizes or toward other product purchases that will help enhance and benefit club activities. When purchasing from Bob Marriott's, please be sure to mention that you are a LBCC member to help ensure that a percentage of your sale goes back to the Club.



Fly Tying Forum: April

MATT MURDOUGH, NEWBIE

The LBCC Fly Tying Forum is off to a great restart with our first six weeks now behind us. Thanks to all our instructors for sharing their knowledge and favorite fly patterns, and to the many Club members who've attended the Forum! If you haven't joined us yet (especially the graduates from the Beginning Fly Tying class) please do; we'll be tying each Wednesday from 7:00 to 9:00 pm. For April, we have an eclectic mix of old and new from Spain, England and America. Dan Oliver will lead a pair of sessions on Euro nymphing.

The first will focus on fast-sinking, Perdigon (means "shot" or bead)-style nymphs. Originated by Spanish anglers and then widely adopted for European competition fishing, the slender Perdigon is designed to penetrate the water column and get to the bottom quickly. Dan's second class will look at patterns that imitate: Lance Egan's Frenchie, a heavily-weighted pheasant-tail nymph, and Dan's version of a WD-40.

John Van Derhoof returns with a set of "North Country" flies, traditional spiders and wet flies from the Yorkshire region of England. John will demonstrate the unique methods and styles for these 19th-century patterns as we tie a Partridge & Macaw and Partridge & Primrose Flymph.

Matt Murdough will wrap up his series on streamer patterns by demonstrating some techniques for tying articulated leeches. Matt will tie Jonathan Farmer's Mini-Graboid Leech, using a pine squirrel zonker strip and composite dubbing loops to create


a sculpin pattern with incredibly life-like motion in the water.

Finally, we will offer a Saturday morning session with John Van Derhoof from 9:00 AM 'til whenever...on the menu will be two Catskill dries: the Hendrickson and the Iron Blue Dun, and a Leadwing Coachman wet fly. Emphasis will be on wood duck upright wings, and duck primary-winged dries and wets—techniques that aren't taught very often now, but that still produce winning fly patterns.

For new folks who would like to join us, email Shirley Sakaguchi at sakagusc@gmail.com to get added to the Forum email list. We will send out pattern sheets for all the flies covered in the coming month. Anyone who is interested in leading a tying session should reach out to Matt Murdough at mmroaringbrook@gmail.com to get onto the schedule. Looking forward to seeing some new faces at the Forum!



DATE	GENRE: PATTERN	INSTRUCTOR
4/5/23	Euro Nymphing: Perdignons/Quilldignons	Dan Oliver
4/12/23	North Country/Yorkshire Flies:	John Van Derhoof
4/19/23	Euro Nymphing: Frenchies/WD-40	Dan Oliver
4/26/23	Articulated Leeches: Mini-Graboid	Matt Murdough
4/29/23	Catskill Dries & Wets	John Van Derhoof



Summer Tournament Casting

MARK FLO, CO-CAPTAIN

Summer tournament casting begins May 9 and will continue every Tuesday night at 7:00 pm, until August 29. We'll also practice on Sunday mornings at the Pond, starting at 9:00 am.

Come down to the Pond and shoot at hoops and you will get tight loops.

15% Discount from Aventik

PAUL BURGNER, MEMBER

Chao Hang of Aventik is offering LBCC members a **15% discount** on the below products. Go to the club page and click on "Sponsors", then "Aventik". The Aventik (Amazon) page will come up. Type the ASIN # in the search area (example: ASIN B079NBK9L4). The product will come up. **Or: just click on the item description below.**

Use code **KIKEPOP7** for the discount. The list and code change monthly, so keep watching here.

ITEMS FOR THIS MONTH:

- ❖ [Nymph fly fishing reel ASIN: B08GR1X54V](#)
- ❖ [Eupheng Z fly reel ASIN: B07VPB3RP5](#)
- ❖ [Aventik fly tying beads ASIN: B071J4LM7B](#)
- ❖ [Salt water fly line ASIN: B0877YCQ4N](#)
- ❖ [Realistic Popper Flies ASIN: B08P31R86R](#)

FFI Casting Challenge!

COLIN KUMABE, PAST PRESIDENT

Improving casting skills is difficult without coaching and instruction. The steps to improved control of the fly line and significantly better fishing success are mapped out in the **Casting Skills Challenge Program**, developed by Fly Fishers International. The Long Beach Casting Club is the place to help with improving casting skills. Experienced casters and instructors are available to assist with completing the Challenges.

Last month the following members completed the Bronze and Silver Challenge:

BRONZE LEVEL

- ❖ Cecil O'Dell
- ❖ John Stine
- ❖ Tom Dobbs

SILVER LEVEL

- ❖ Cecil O'Dell
- ❖ John Stine

Below is a simplified summary of the Challenge levels:

BRONZE LEVEL

- ❖ Pick up/lay down
- ❖ Roll cast
- ❖ Accuracy casts
- ❖ Shoot line
- ❖ Distance cast

SILVER LEVEL

- ❖ Pick up/lay down
- ❖ Belgian cast
- ❖ Accuracy casts
- ❖ Shoot line
- ❖ Reach mends
- ❖ Distance casts

GOLD LEVEL

- ❖ Loop control
- ❖ Slack line presentation
- ❖ Seated/kneeling cast
- ❖ Non-dominant accuracy casts
- ❖ Curved cast
- ❖ Roll cast pickup and shoot
- ❖ Back casts delivery
- ❖ Distance cast

Details are on the **FFI Website**. All Club members are invited to take these steps toward better fishing.

Contact Mark Flo, Co-Captain: res049nn@gte.net or Colin Kumabe, Sr. Director: ctkumabe@gmail.com.

Reels for Sale!

JOHN VAN DERHOOF, PAST PREZ

As many of you know, the Club has a huge number of reels for sale at 50% or more off retail prices. All the reels are salt/salmon/steelhead size, but if you are looking for a reel for a 10½" to 11½" Trout Spey or a 13' to 14' two-hander there are a lot of choices. How about a nice reel for the surf?

Here's a great example. Need a Trout Spey reel? Look no further than an Islander #2. Never heard of them? Too bad. They're machined on Vancouver Island and the same quality as a Tibor, Billy Pate, Nautilus, Fin Nor or Seamaster. Smooth and stable cork disc drag, WF-8 fly line plus 200 yards of backing and changeable from right to left easily. We have about 10 of these as well as some larger sizes and two large arbor versions. Many are unused. Price for the Number 2s is \$150 and retail was close to \$500!

We have other reels, but many are right-hand wind only. Some to consider are Ross, Lamson, Hardy, Saracione, Charlton and Von Stall. If interested, contact John Van Derhoof at jvanderhoof1@gmail.com. Tight lines and better fishing!



Southwestern Tournament a Success!

MARK FLO, CO-CAPTAIN

The Southwestern Casting Tournament was a smashing success. Perfect weather was enjoyed by 27 casters, with friends and spectators from the San Francisco, Oakland, Pasadena and Long Beach clubs. Our great volunteers made the whole thing possible: scorekeepers, judges, setup crew, takedown crew, kitchen crew and Clubhouse crew. Without them, there would no tournament. Several people, who weren't officially signed up, jumped in where needed. A very big thanks to all our volunteers. You are the best!

A very special thanks to Dan Luas (master chef) with help from John Lincoln, Eddie Madrid, Brandon Madrid, Susan DeLude and Shirley Sakaguchi for all their work in the kitchen making breakfast and lunch Saturday and Sunday. To Rick Hilles, with Paul Burgner and Bruce Tanaka, for our dinner on Saturday.

A huge thanks to all the people who helped with setup, score keeping, running of the event and raffle tables: Colin Kumabe, Wayne Sakaguchi, Mark Lipe, Henry Mittel, Mark Tsunawaki, Nick Galvan, Bruce Jeske, Mark Kocsis, Dan Oliver and Anissa Iseda.

Friday, we played The **International Casting Sport** games as a demonstration. Here are the results:

Spey

1. Dave Ross	289
2. Larry Allen	273/140
3. Whitney Gould	273/139

Salmon Distance

1. Henry Mittel	180/177
2. Steve Rajeff	164/163
3. Whitney Gould	150/149

Five-Wt. Distance

1. Steve Rajeff	122
2. Henry Mittel	117
3. Larry Allen	

Five-Wt. Accuracy

1. Steve Rajeff	74
2. Larry Allen	70
3. Henry Mittel	68

Sea Trout

1. Steve Rajeff	145
2. Walter Hoover	133/132
3. Henry Mittel	133/131

2023 Southwestern Tournament Results

Trout Fly

A Casters		
1	Chris Korich	100
2	Steve Rajeff	98 (100)
3	John Thiele	98 (95)
4	Henry Mittel	96
4	Glen Ozawa	96
6	Luis Montes	95
7	JB Walker	94
7	Mark Lipe	94
7	Colin Kumabe	94
7	Matt Donaldson	94
11	Larry Allen	93
12	Mark Flo	92
12	Glen Nagumo	92
14	Ralph Hardin	90
15	Mark Tsunawaki	88
16	Bob Middo	86

B Casters		
1	Nick Galvon	92 (96)
2	Walter Hoover	92 (94)
3	Mario Rodriguez	88 (94)
4	Elaine Gong	88 (89)
5	Whitney Gould	87
5	Alice Gillibert	87
7	Eric Callow	80

C Casters		
1	Dennis Panish	82
2	Denis Amato	81
3	Julie Hanada	77
4	Mark Kocsis	75

Bass Bug

A Casters		
1	Steve Rajeff	99
2	Henry Mittel	98 (97)
3	Chris Korich	98 (96)
4	Matt Donaldson	96
5	Luis Montes	95
5	Ralph Hardin	95
5	Larry Allen	95
8	Mark Tsunawaki	94
9	JB Walker	92
9	Colin Kumabe	92
11	Glen Nagumo	91
11	Glen Ozawa	91
13	John Thiele	90
14	Bob Middo	89

B Casters		
1	Nick Galvon	93
2	Walter Hoover	92
3	Mario Rodriguez	91
4	Alice Gillibert	90
5	Eric Callow	89
6	Mark Lipe	88
6	Mark Flo	88
6	Elaine Gong	88
9	Whitney Gould	81
C Casters		
1	Denis Amato	88
2	Dennis Panish	87

1/4 oz. Accuracy

A Casters		
1	Henry Mittel	97

2	Steve Rajeff	96
3	Chris Korich	93 (97)
4	Larry Allen	93 (91)
5	Mark Tsunawaki	92
6	Matt Donaldson	89
6	Glen Nagumo	89
8	Bob Middo	86
9	Ralph Hardin	85
10	Colin Kumabe	84

B Casters		
1	Nick Galvon	92
2	Mark Lipe	90
3	Mark Flo	87
4	Elaine Gong	86
5	Luis Montes	83
5	Alice Gillibert	83

C Casters		
1	Walter Hoover	88
2	Dennis Panish	84
3	Julie Hanada	82
4	Denis Amato	81

Open Plug

A Casters		
1	Steve Rajeff	97
2	Chris Korich	96
3	Henry Mittel	95
4	Larry Allen	91
5	Matt Donaldson	90
5	Bob Middo	90
5	Glen Nagumo	90
8	Ralph Hardin	89
8	Mark Tsunawaki	89
10	Colin Kumabe	86
11	Nick Galvon	84

B Casters		
1	Mark Lipe	95
2	Mark Flo	90
3	Alice Gillibert	88
4	Luis Montes	85
5	Elaine Gong	80
C Casters		
1	Denis Amato	85
2	Walter Hoover	82 (88)
3	Dennis Panish	82 (84)
4	Julie Hanada	81

Angler's Fly

A Casters		
1	Steve Rajeff	158 (151)
2	Henry Mittel	152 (142)
3	Glen Nagumo	136 (134)
4	Bob Middo	135 (133)
5	Chris Korich	132 (130)
6	Larry Allen	130 (129)
7	Ralph Hardin	125 (123)
8	Colin Kumabe	121 (93)
9	Nick Galvon	120 (111)
10	M. Donaldson	119 (114)
11	Mark Flo	107 (102)

B Casters		
1	Walter Hoover	140 (136)
2	Whitney Gould	114 (112)

C Casters		
1	Dennis Panish	117 (116)

2	Denis Amato	105 (105)
3	Elaine Gong	81 (79)

1/4 oz. Distance

A Casters		
1	Steve Rajeff	214 (206)
2	Henry Mittel	210 (200)
3	Larry Allen	190 (183)
4	Chris Korich	189 (184)
5	Bob Middo	178 (172)
6	Mark Flo	175 (162)
7	Colin Kumabe	165 (125)
8	Ralph Hardin	154 (145)
9	M. Donaldson	143 (143)
10	Nick Galvon	140 (123)

B Casters		
1	Whitney Gould	127 (105)

C Casters		
1	Denis Amato	147 (95)
2	Dennis Panish	119 (94)
3	Elaine Gong	107 (98)
4	Walter Hoover	106 (100)

Dry Fly

A Casters		
1	Henry Mittel	100
2	Steve Rajeff	99 (97)
3	Glen Nagumo	99 (93)
4	Larry Allen	98
4	Chris Korich	98
6	Glen Ozawa	97
7	Colin Kumabe	95
7	Matt Donaldson	95
7	John Thiele	95
10	Luis Montes	94
10	JB Walker	94
10	Mark Tsunawaki	94
13	Mark Lipe	93
14	Mark Flo	91
14	Ralph Hardin	91

B Casters		
1	Nick Galvon	96 (91)
2	Mario Rodriguez	96 (89)
3	Walter Hoover	95
4	Dennis Panish	94
4	Eric Callow	94
6	Whitney Gould	93
7	Alice Gillibert	92
8	Elaine Gong	91
C Casters		
1	Denis Amato	87 (81)(86)
2	Mark Kocsis	87 (81)(83)
3	Julie Hanada	87 (79)

Wet Fly

A Casters		
1	Steve Rajeff	100
2	Chris Korich	99
3	Ralph Hardin	98
4	Luis Montes	97
4	Mark Tsunawaki	97
4	Larry Allen	97
7	Colin Kumabe	96
8	Glen Nagumo	95
8	Glen Ozawa	95

8	John Thiele	95
8	Mark Flo	95
8	Henry Mittel	95
13	Matt Donaldson	94
14	Nick Galvon	91
15	Mark Lipe	90

B Casters		
1	Dennis Panish	93 (93)
2	Eric Callow	93 (85)
3	Whitney Gould	92 (97)
4	Alice Gillibert	92 (90)
5	Elaine Gong	91
6	Mario Rodriguez	86

C Casters		
1	Walter Hoover	93
2	Denis Amato	90
3	Mark Kocsis	88
4	Julie Hanada	86

3/8 oz. Accuracy

A Casters		
1	Steve Rajeff	98 (98)(100)
2	Chris Korich	98 (98)(95)
3	Henry Mittel	98 (97)
4	Matt Donaldson	90
5	Bob Middo	88
5	Nick Galvon	88
5	Ralph Hardin	88
8	Larry Allen	87
9	Mark Tsunawaki	86
10	Glen Nagumo	85
11	Colin Kumabe	84

B Casters		
1	Mark Lipe	91
2	Luis Montes	88
3	Dennis Panish	85
4	Alice Gillibert	83
4	Mark Flo	83
6	Elaine Gong	82

C Casters		
1	Walter Hoover	84
2	Denis Amato	80

5/8 oz. Accuracy

A Casters		
1	Henry Mittel	99
2	Steve Rajeff	98
3	Chris Korich	94
4	Glen Nagumo	92
5	Ralph Hardin	91
6	Larry Allen	90
7	Nick Galvon	88
8	Bob Middo	87
9	Mark Tsunawaki	86
10	Colin Kumabe	85
11	Matt Donaldson	82

B Casters		
1	Mark Lipe	92
2	Mark Flo	90
3	Alice Gillibert	85
4	Luis Montes	84
4	Elaine Gong	84
6	Dennis Panish	82

C Casters		
1	Walter Hoover	92
2	Denis Amato	81

All Accuracy

	Caster	Comb.	TF	BB	1/4	Open	DF	WF	3/8	5/8
1	Steve Rajeff	785	98	99	96	97	99	100	98	98
2	Henry Mittel	778	96	98	97	95	100	95	98	99
3	Chris Korich	776	100	98	93	96	98	99	98	94
4	Larry Allen	744	93	95	93	91	98	97	87	90
5	Glen Nagumo	733	92	91	89	90	99	95	85	92
5	Mark Lipe	733	94	88	90	95	93	90	91	92
7	Matt Donaldson	730	94	96	89	90	95	94	90	82
8	Ralph Hardin	727	90	95	85	89	91	98	88	91
9	Mark Tsunawaki	726	88	94	92	89	94	97	86	86
10	Nick Galvon	724	92	93	92	84	96	91	88	88
11	Luis Montes	721	95	95	83	85	94	97	88	84
12	Walter Hoover	718	92	92	88	82	95	93	84	92
13	Mark Flo	716	92	88	87	90	91	95	83	90
13	Colin Kumabe	716	94	92	84	86	95	96	84	85
15	Alice Gillibert	700	87	90	83	88	92	92	83	85
16	Elaine Gong	690	88	88	86	80	91	91	82	84
17	Dennis Panish	689	82	87	84	82	94	93	85	82
18	Denis Amato	673	81	88	81	85	87	90	80	81
19	Bob Middo	526	86	89	86	90	-	-	88	87
20	Julie Hanada	413	77	-	82	81	87	86	-	-
21	Glen Ozawa	379	96	91	-	-	97	95	-	-
22	John Thiele	378	98	90	-	-	95	95	-	-
23	Mario Rodriguez	361	88	91	-	-	96	86	-	-
24	Eric Callow	356	80	89	-	-	94	93	-	-
25	Whitney Gould	353	87	81	-	-	93	92	-	-
26	JB Walker	280	94	92	-	-	94	-	-	-
27	Mark Kocsis	250	75	-	-	-	87	88	-	-



All Distance

	Caster	Comb.	AF-D	1/4-D
1	Steve Rajeff	372	158	214
2	Henry Mittel	362	152	210
3	Chris Korich	321	132	189
4	Larry Allen	320	130	190
5	Bob Middo	313	135	178
6	Colin Kumabe	286	121	165
7	Mark Flo	282	107	175
8	Ralph Hardin	279	125	154
9	Matt Donaldson	262	119	143
10	Nick Galvon	260	120	140
11	Denis Amato	252	105	147
12	Walter Hoover	246	140	106
13	Whitney Gould	241	114	127
14	Dennis Panish	236	117	119
15	Elaine Gong	188	81	107
16	Glen Nagumo	136	136	-

All Around

	Caster	All	TF	BB	1/4	Open	AF	1/4 D	DF	WF	3/8	5/8
1	Steve Rajeff	14	2	1	2	1	1	1	2	1	1	2
2	Henry Mittel	22	3	2	1	3	2	2	1	6	1	1
3	Chris Korich	25	1	2	3	2	4	4	3	2	1	3
4	Larry Allen	46	6	5	3	4	5	3	3	4	7	6
5	Matt Donaldson	66	4	4	6	5	9	9	6	8	4	11
6	Ralph Hardin	68	10	5	10	7	6	7	10	3	5	5
7	Colin Kumabe	73	4	8	11	8	7	6	6	5	9	9
8	Nick Galvon	76	7	7	5	10	8	10	5	11	5	8
9	Walter Hoover	77	7	8	7	11	3	13	6	9	9	4
10	Mark Flo	79	7	10	8	5	11	5	10	6	11	6
11	Dennis Panish	105	12	13	11	11	10	11	9	9	8	11
12	Elaine Gong	111	11	10	9	13	13	12	10	11	12	10
13	Denis Amato	117	13	10	13	9	12	8	13	13	13	13

Fall River, June 2023

MARC BONVOULOIR, 1ST VICE PRESIDENT

For the third year, LBCC will be fishing the largest spring creek west of the Rockies—Fall River. More like a river than a creek, this spectacular water is located an hour northeast of Redding in the shadow of beautiful Mount Shasta. The Fall River is a 21-mile-long tributary to the Pit River. It is a designated Heritage and Wild Trout Stream. The cool clear waters of this world-class spring creek are fished from boats casting 30-40 feet downstream with big dries or nymph rigs tempting large rainbows along the bottom.

WHEN: May 30–June 3 Arrive Tuesday depart Saturday. 4 nights



WHERE: Circle 7 Ranch. Visit <https://www.theflyshop.com/adventures/circle7.html> to see this incredible location on the river. There are five homes on the ranch. We will have the entire White House, set up for eight members. A virtual tour online of White House is a must, to note the beauty of this home.

WHAT: With four bedrooms and 2.5 baths, the White House has ample room for eight members to spread out and fish as much as we want. Amenities include Satellite TV, Wi-fi, central air and a sundeck with a barbecue. Rental boats are available each day. We will be guided the first day (Wednesday) on the nuances of fishing from boats on a spring creek. The Fly Shop in Redding will supply four guides. Early June has major hatches of mayflies and, if we're lucky, the largest mayfly hatch, the Hexagenia, will have us casting



Size-8 dries to ravenous fish!

PACKAGE: \$848.18 per member includes four nights accommodations, shared guide for full day on Wednesday, shared rental boat for two days Thursday and Friday. \$484.93 is due on March 15, payable to The Fly Shop in Redding. \$263.25 is due April 20, payable to The Fly Shop, and the last \$100 is due to me by May 15 for a rental boat for two days.

DINNERS: Each member will have a partner to fish with as well as to cook for the group of eight. At the pre-trip meeting, we will determine the meal each twosome will cook on each night. Groceries may be bought at Safeway in the town of Burney, about 20 miles before getting to the ranch. Lunch on Wednesday will be provided by the guide. Breakfast and lunch are on your own.

NOTES: Drive time from Los Angeles is 9.5 hours. Other locations to fish include Hat Creek, Pit River, Baum Lake and McCloud River.

[Editor's Note: the picture of the anglers with Shasta in the background is by Val Atkinson. Val is the photographer for the Golden Gate Angling & Casting Club. Just click on the picture to go to his website, and go to "Order Prints" for, in Val's words, a "memory to last a lifetime"—Rob]

The Fly Shop

Trout in the Classroom

BOB ALLEN, MEMBER

California Department of Fish and Wildlife has been providing viable trout eggs and grade-appropriate curriculum to public and private schools for over twenty years. They partner with organizations like LBCC, which provides training venues for participating instructors, necessary equipment and supplies, trout egg delivery and often classroom volunteers. This fall and winter semester, volunteers from the Club have played a vital role again in the **Trout in the Classroom (T.I.C) program** involving over 150 students who range from elementary to high school.

Thanks to the members who delivered eggs and helped teachers during the six-to-eight-week “egg to trout” development phases. Vaughn Allen, Tom Olson, Paul Burgner, Joe Rosenthal and Rock Schumacher volunteered their time and talents. If you see them at the Club, shake their hands and acknowledge their contributions.

Years ago, while working with the **Fly Fishers' Club of Orange County**, I met a young new teacher by the name of Greg Gardiner at Edison High School. You might recognize the name, as he was the **2018 National Teacher of the Year**. He immediately embraced the Trout in the Classroom program and over the years was granted use of the school's former Industrial Arts building. He converted it into an innovation laboratory and teaching center of more than 15,000 square feet, focusing on fresh- and saltwater environments and related sustainable habitats. He is “doing science” through student participation in learning.

The Long Beach Casting Club is an example to our community. We reach out and embrace society by sharing our interests and passions, and unselfishly provide our time and talents. The Club will soon be celebrating its 100-year anniversary and I can think of no better way to celebrate than by keeping up our tradition of community outreach.



TIC TROUT RELEASE:

Tom Olson, Co-Captain

Bob Allen, who runs the Trout in the Classroom program for the Club, asked us for some help delivering the eggs. The eggs are shipped from the Shasta hatchery. We were given a local pickup site, and then I took the eggs to Kettering Elementary here in Long Beach to teacher Amelia Vallinsky-Fillipow and her third-grade class. The program provides a tank, water chiller and high-quality posters showing the growth of the eggs. The delivery volunteers coordinate with the teachers on when they will be delivered.

The eggs took six weeks to grow before they were ready for release. Here in Long Beach, the DFW location is the lake at El Dorado Park. This year they had 80 fish to release! Each fish is put into a clear plastic cup so a student can release the baby trout.

If you'd like to participate in the future, please watch for an announcement from Bob Allen to get involved.



GOLDEN SAILS

LB — HOTEL — CA



SET SAIL FOR COMFORT & CONVENIENCE

- On-site fitness center
- Complimentary Wi-Fi
- 24-hour business center
- Outdoor year-round heated pool
- Oversized spa
- Spacious courtyard with gazebo, ideal for weddings
- On-site vending machines
- Coin-operated laundry
- ATM machine
- Complimentary USA newspapers in the lobby
- 173 guest rooms featuring:
 - Work desk
 - 32 inch flat-screen TV
 - Microwave
 - AM/FM alarm clock radio
 - Mini refrigerator
 - Single cup Haus Maid coffee maker
 - Ironing board
 - Hairdryer
 - Aquamer Institute Swiss® bath amenities
 - Air conditioning

GOLDEN SAILS HOTEL

6285 E. Pacific Coast Highway, Long Beach, CA 90803 | (562) 596-1631 | goldensailshotel.com

LBCC Backpack Trips!

JIM GARVEY, MEMBER

TRIP #1: McGee Pass Trail to Big McGee Lake, out and back, August 16-21. Four nights out.

Back to Big McGee Lake and beyond. Drive to McGee Pass Trailhead and car-camp on Wednesday, August 16, to acclimatize and prepare for an early start to hike in the next day. The seven-mile trail to Big McGee Lake is strenuous, with 2,500 feet of elevation gain and steep sections, but it is well worth the effort. Fishing in and around Big McGee Lake is excellent, with great views of the Sierra Crest. On this trip the lake will our basecamp.

For those who choose to participate, there is an option for a one-or-two-night 5.5-mile backpack over McGee Pass (1,450 foot elevation gain) to fish remote Tully Lake, at the headwaters of Fish Creek, and a chance to visit Tully Hole. We will hike out and be back at the cars on Monday, August 21.

There's plenty of time to start conditioning, to make the trip more enjoyable. The pre-meeting is 7:00 pm on Wednesday, August 2, at the Clubhouse. Trip size is limited; please contact either Jim Garvey, **310-985-9761**, jim.garvey@sbcglobal.net or Colin Kumabe,



562-221-9418, ctkumabe@gmail.com to reserve a spot, get on a waiting list or for additional info.

TRIP #2: Twenty Lakes Basin Loop, September 20-24. Three nights out.

This is a moderate four-day/three-night ten-mile loop through 20 Lakes Basin in the Hoover Wilderness by Saddlebag Lake, a little north of Tioga Pass. It's perfect for those new to backpacking and/or backcountry fly fishing. This scenic area at 10,000 feet is below the majestic Sierra Crest.

Topography includes lakes, meadows, interconnecting streams and interface of different geologic processes. Elevation gain and loss is relatively minimal. Participants should be prepared for quickly changing weather: sunny and warm to wind, rain and snow.

On Wednesday, Sept. 20 drive to the **USFS Saddlebag Lake Campground**. It's about a seven-hour drive to Saddlebag Lake, and participants are requested to arrive by 6:00 pm for the group potluck dinner and to ensure they will be somewhat acclimatized to the elevation and have their kit organized for the next day. We will hike in on Thursday, Aug. 21 and hike out and drive home on Sunday, Aug. 24, for three nights out.

The pre-meeting and discussion of lightweight backpacking equipment and techniques will be 7:00 pm, Wednesday, Sept. 13, at the Clubhouse. To sign up or for more information contact Jim Garvey, **310-985-9761**, jim.garvey@sbcglobal.net or Colin Kumabe, **562-221-9418**, ctkumabe@gmail.com.

Openings for Green River Trip, 2023

COLIN KUMABE, PAST PRESIDENT
JOHN LINCOLN, MEMBER

There are a few spots available in each of the first two Green River trips. To reserve your spot, please contact the Streamkeepers.

- ❖ Week of April 30 through May 5: John Lincoln (jlincoln1@yahoo.com)
- ❖ Week of May 7 through 12 (two spots left): Colin Kumabe (ctkumabe@gmail.com)

Fly of the Month: Green Klinker

JOHN VAN DERHOOF, PAST PREZ

Here is my second fly to help reboot our Fly Tying Forum, and it's one of my absolute favorites. It has an amazing ability to fool very picky fish and it is not too difficult to tie. It also looks great even before you get a fish attached to it. Presenting: the Green Klinker.


Hans van Klinken came up with his now very well-known **Klinkhåmer** emerging caddis/mayfly style of fly back in the '80s and we have been reaping its benefits ever since. Hans, while on a fishing trip, briefly spoke to a friend and learned that the fish (grayling in this case) were only taking caddis, either in or just below the surface. Hans managed to catch a fish and kept it for dinner and found loads of caddis larvae in its stomach. That sparked an idea, and the Klinkhåmer was born.

The concept was simple: an insect metamorphosing from a larva into a flying adult/subadult as it tries to pull itself completely free from its nymphal exoskeleton and the water. With its thorax in or on the surface film, and the body and tail well below, the insect is quite vulnerable and fish recognize that fact. They have learned that this thing ain't gonna fly away anytime soon, so let's make a meal of it. The key to tying his fly meant finding the right hook for the job. Back then that was easier said than done. The key to the hook style is a long, curved shank that can pass through the surface film while the rest of the fly stays above. Hans eventually worked directly with Daiichi to create his special hook: #1160 (bronze) and #1167 (black nickel). If you compare it to other curved hooks you will quickly note that the curved shank is a bit longer, and there is a short level section near the eye.

The original Klinkhåmer was tied with a dubbed wool body, but any quick sinking material can be used. I like to add a tail but please understand that the tail on this fly is not to support the fly in the surface film. I use a soft material like wood duck to help sink the back end. Hans actually sticks the back end of the fly in his mouth using his saliva as a surfactant to quickly break surface tension. I have been known to actually apply soap (biodegradable of course!) to the tail, body and hook, which acts as a wetting agent to help it sink more quickly. I then add a paste floatant to the hackle and wing post, taking care not to touch the body with it. This style of fly is easily adaptable, depending on the insect you want to imitate. By changing the color or adding a tail, you can transform the imitation into whatever you need: a BWO, Mahogany Dun, PMD or caddis...so have at it!

MATERIALS FOR THE GREEN KLINKER

- Hook:** Klinkhåmer style; Daiichi #1160, Firehole #317 and others similar
- Thread:** Veevus 12/0; dark olive
- Tail:** Wood duck flank; short
- Body:** Polish Quill; golden olive
- Wing:** EP Triggerpoint; BWO
- Thorax:** Ice Dubbing or similar; peacock/dark olive
- Hackle:** Dry fly quality; dun or dun grizzly



A GREEN KLINKER

TYING INSTRUCTIONS FOR THE GREEN KLINKER

- 1 Start, as usual, by inserting the hook in your vise. If you are using a Daiichi 1160, you will want to mount it so that the straight section of the hook, near the eye, is level. Please note now that if you are using a vise that does not tilt you may need to remove the hook and reset it at an angle, so you can wind thread cleanly without sliding down the curved shank. That is probably the hardest part of the fly right there...attach your thread and wind very smoothly with barely touching wraps to the lowest part of the shank.
- 2 To add the tail, select three (3) barbs off the lower section of a wood duck flank feather. The barbs from this part of the feather tend to be a bit softer, and should sink more quickly. You may need to pull the hook from the vise and reset it so that the hook eye is pointing more downward, making it easier to tie in the barbs. I use a flat thread, with only enough twist to push the thread back towards my off-hand thumb and index finger, which are holding the tails. I don't use a pinch wrap when using this technique. It saves time and I feel I have more control, as I can see where the material is tied down. I add two or three turns of flattened thread to hold its position.
- 3 Now you will need to select a peacock-eye barb and tie it in next to the tail. Even the task of tying it in requires some thought. You will need to look at the barb, find the light-colored edge and tie the barb in with **THAT** edge going towards the eye. A note: if you want to use a biot, do not use a goose biot. They tend to be shorter and you may not have enough length to get to the level portion of the hook! When the peacock-eye barb (or biot) is tied in, wind it forward up the curved shank, up to and on the level spot near the eye, and tie it off. As a measure of durability, you can either do a layer of super glue under the peacock eye barb or a coating of a UV-cured resin over the top. I usually use the glue...it's stronger.
- 4 Let's make a post! This may be different from the

way you were taught and that's a good thing! It's easier and better. Select a clump of your wing material (I'm using EP Triggerpoint fibers), but only half what you'd normally use—let's say about $\frac{1}{4}$ the diameter of a pencil for sizes #16 to #20. I will often add some flash to it and for that I use Lavender UV Ice Dubbing, laid right on top at the midpoint of the post material. Now pick up the lot and lay it on top of the hook, perpendicular to the shank. Make one turn of thread over the post material and then another, creating an "X" wrap. You're tying on this post like a spinner wing. Now make one wrap directly in front of the wing and another directly behind the wing—these two wraps will hold the wing in position fore and aft until the next step is completed.

Grab both ends of the post and lift them straight up. Wind your thread up the post about 7–10 turns, depending on the size of the fly. These are touching wraps which climb up the post. Wind back down the post with two or three fewer turns, leaving the thread on the back side of the wing.

- 5 Select an appropriately-sized hackle (most go 1/2 to one hook size larger than a conventional hackle). This extra diameter helps keep the front end up and the back end down! Strip away a good amount of the barbs below where the hackle will begin winding. Place the hackle next to the post and make sure that the bare rachis extends above your highest wrap on the post. Tie down the bare rachis with the dull side forward, with two turns over the hook shank and right in front of the wing. Now continue winding up the post, binding it down with about the same number of turns (or one or two less) to the same spot where you finished winding the post, and then back down.
- 6 Advance your thread to the eye of the hook and apply your thorax dubbing to the thread. Wind the dubbing back toward the wing, and beyond it to a point where the hook shank starts curving down, and then back to the wing, creating a slim football-shaped thorax. End with your thread immediately behind the wing.

- 7 Hold the hackle and start winding down the post with touching wraps. You should only need four to six turns, depending on the size of the fly and the quality of your hackle. With the hackle in front (your side) of the thorax, tie it off around the post using three or four turns. Take care not to trap too many hackle barbs pointing down. To do this I keep my thread short and on the lower side of the body. I also stop after each turn to tighten the wrap, and begin again. Trim off the excess hackle and do a three-or-four turn whip finish around the post. To make it easier, tilt your vise down until your wing post is pointing horizontal to its original position. If your vise does not tilt, remove the hook and reinsert it as described. Again, whip finish carefully so as not to trap hackle barbs in goofy directions. Cut away your thread and take it for a test spin!



Fly Tying Tip: Fur Labeling

DAVE BOYER, MEMBER

If most of you are like me, you cannot tell some furs apart, whether they be short or long, early season, belly or whatever. Some are easier than others to identify, like dyed deer belly for spinning. Others, not so easy, like the difference between coarse deer and elk. I have seen some fine early-season elk that would be hard to distinguish from deer.

A few times I have tied, pulled out a hair and a few days later, not putting it away but grabbing some more, cannot remember what is what (you know, that CRS thing). Some really short furs, like hock from deer, elk, moose, etc., can get confusing as time goes by.

The best way to keep track is to label the back with a permanent marker. If I pull out a piece, I look on the back to see whether I've labeled it. Labeling makes it much easier to remember what it is, especially if you are experimenting and want to see how different hair either looks, floats or moves in the water. When I teach and have a lot of furs out for students, it's much easier to keep track of what goes back in what package if I've labeled the fur on the back.



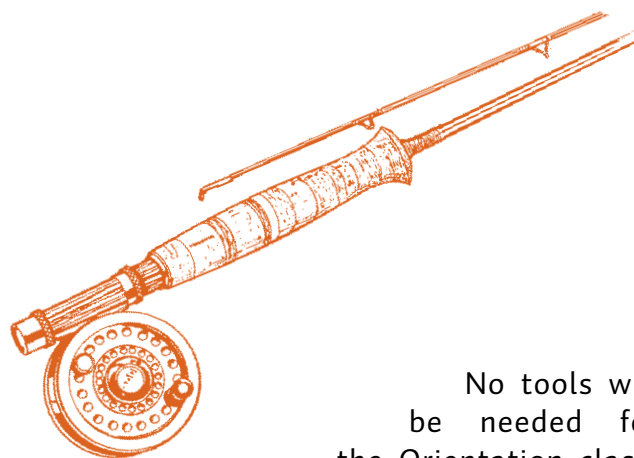
Coming to a Clubhouse Near You!

Rod Building Class Starts Monday, May 9, 2023, at 7:00 pm

EDDIE MADRID, ROD BUILDING CHAIR

Learn the steps needed to build your own fly rod. This class covers the basics of component selection and techniques needed to make your own rod. While instruction focuses on fly rods, the techniques covered are applicable to regular fresh and saltwater rods too.

In addition to instruction, class participants have access to specialized building tools to help you build that special heirloom flyrod.



No tools will be needed for the Orientation class.

There will be a small fee for the Rod Building Manual. Class is free and open to all. This class begins May 9, 2023 and runs for a total of six sessions over a seven-week period (ends on June 20, 2023).

For questions, contact **Eddie Madrid** (562-537-9618 or netboy3@verizon.net)

Don't be Late: Pay Your Dues!

MARK ANGELO, MEMBERSHIP SECRETARY

Dear Long Beach Casting Club Members,

It's that time of the year again for Membership Renewal. The Club looks forward to your renewal and appreciates your support. If circumstances have changed and you no longer wish to be a member, please let me know.

Those of you who have already renewed, thank you in advance, and if you are not sure of your status, please email me.

Please mail your renewal form (<https://longbeachcastingclub.org/wp-content/uploads/2022/08/LBCC-Membership-Application-Rev-July-2022-FILLABLE-REVISED.pdf>) and check to the Club address:

Long Beach Casting Club
PO Box 90035
Long Beach, CA 90809-0035

or pay by Paypal/credit card at:

<https://longbeachcastingclub.org/membership/>

Please take action by March 31, 2023. If not, you will be removed from our Roster and not be able to vote at our Annual General Meeting in April. Again, thank you for your past support. Don't hesitate to reach out to me with questions about renewal: angelo.mark64@gmail.com.

Calendar of Events

April

1	Saturday	8:00 AM	Club Spey Cast
3	Monday	6:30 PM	Board of Directors Meeting
4	Tuesday	7:00 PM	Beginning Fly Casting Class
5	Wednesday	7:00 PM	Fly Tying Forum
6	Thursday	7:00 PM	Annual General Meeting
8	Saturday	8:00 AM	Club Spey Cast
11	Tuesday	7:00 PM	Beginning Fly Casting Class
12	Wednesday	7:00 PM	Fly Tying Forum
15	Saturday	8:00 AM	Club Spey Cast
		5:00 PM	Awards & Installation Dinner
18	Tuesday	7:00 PM	Beginning Fly Casting Class
19	Wednesday	12:00 PM	Nooner Lunch
		7:00 PM	Fly Tying Forum
22	Saturday	8:00 AM	Club Spey Cast
		9:00 AM	Pre-Trip: Green River #1-3 w/ Lincoln, Kumabe, O'Donnell
25	Tuesday	7:00 PM	Beginning Fly Casting Class
26	Wednesday	7:00 PM	Fly Tying Forum
29	Saturday	8:00 AM	Club Spey Cast
		9:00 AM	Saturday Special Guest Fly Tier: John Van Derhoof
30-May 5 Week			Green River #1 w/ John Lincoln

May

1	Monday	6:30 PM	Board of Directors Meeting
2	Tuesday	7:00 PM	Beginning Fly Casting Class
3	Wednesday	7:00 PM	Fly Tying Forum
6	Saturday	7:30 AM	Southwest Council Fly Buy
7-12	Week		Green River #2 with Colin Kumabe
9	Tuesday	7:00 PM	Rod Building Session #1
			Tuesday Night Club Cast
10	Wednesday	7:00 PM	Fly Tying Forum
13	Saturday	8:00 AM	Club Spey Cast
14	Sunday	9:00 AM	Sunday Practice Casting
14-19	Week		Green River #3 with Keith O'Donnell
16	Tuesday	7:00 PM	Tuesday Night Club Cast
17	Wednesday	12:00 PM	Nooner Lunch
		7:00 PM	Fly Tying Forum
20	Saturday	8:00 AM	Club Spey Cast
		9:00 AM	Saturday Special Guest Fly Tier: Joe Libeu
			Pre-Trip: Fall River w/ Marc Bonvouloir
21	Sunday	9:00 AM	Sunday Practice Casting
23	Tuesday	7:00 PM	Rod Building Session #2
			Tuesday Night Club Cast
24	Wednesday	7:00 PM	Fly Tying Forum
25	Thursday	7:00 PM	Monthly Meeting: Buhler Brothers on the Kern River
27	Saturday	8:00 AM	Club Spey Cast
28	Sunday	9:00 AM	Sunday Practice Casting
30	Tuesday	7:00 PM	Rod Building Session #3
			Tuesday Night Club Cast
30-6/3	Week		Fall River Trip w/ Marc Bonvouloir
31	Wednesday	7:00 PM	Fly Tying Forum

Calendar of Events Continued...

June

3	Saturday	8:00 AM	Club Spey Cast
4	Sunday	9:00 AM	Sunday Practice Casting
5	Monday	6:30 PM	Board of Directors Meeting
6	Tuesday	7:00 PM	Rod Building Session #4 Tuesday Night Club Cast
7	Wednesday	7:00 PM	Fly Tying Forum
10	Saturday	8:00 AM	Club Spey Cast
11	Sunday	9:00 AM	Sunday Practice Casting
13	Tuesday	7:00 PM	Rod Building Session #5 Tuesday Night Club Cast
14	Wednesday	7:00 PM	Fly Tying Forum
17	Saturday	8:00 AM	Club Spey Cast
18	Sunday	9:00 AM	Sunday Practice Casting
20	Tuesday	7:00 PM	Rod Building Session #6 Tuesday Night Club Cast
21	Wednesday	7:00 PM	Fly Tying Forum
24	Saturday	8:00 AM	Club Spey Cast
		9:00 AM	Riptide Rendezvous
25	Sunday	9:00 AM	Sunday Practice Casting
27	Tuesday	7:00 PM	Tuesday Night Club Cast
28	Wednesday	7:00 PM	Fly Tying Forum
29	Thursday	7:00 PM	Monthly Meeting: Dave Smith "DIY New Zealand Fly Fishing"



Back by Popular Demand

FLY FISHING

At the Bart Hall Show

SoCal's Largest Outdoor Adventure Show

Speakers | Vendors | Guides |
Demonstrations | Lessons | Raffles

Long Beach Convention Center
March 31-April 02

For vendor opportunities/info
specialprojects@swcffi.org

FLY FISHERS INTERNATIONAL
Southwest Council

Bart Hall Shows



INTRODUCED OVER
40 YEARS AGO

when our original range of Lightweight PVC Waders was developed in the UK, we've grown considerably to include a full range of premium fly fishing gear and technical apparel aimed at enhancing your fishing experience.

Inspiring Anglers To Fish
Since 1978

DID YOU KNOW...

Club members receive exclusive offers and discounts?

Shop online at
www.snowbee-usa.com

Snowbee
EST 1978



(626) 542-3810



support@snowbee-usa.com



<https://snowbee-usa.com>

Rods | Reels | Lines | Waders | Apparel | Accessories



WESTERN RIVERS
CONSERVANCY



SIERRA PACIFIC FISHING ADVENTURES *for 2023-2024*

SPFA Hosted-Trip Calendar 2023-2024

DATE	DURATION	DESTINATION	TARGET SPECIES / HATCH	SPOTS REMAINING
1/7-13	6 nights 5 days fishing	Argentina	Dorado	Full
1/14-21	7 nights 6 days fishing	Argentina	Rainbow, Brown, Brook	Full
6/14-23	6 days fishing with Days of cultural experience	Japan	Rainbows, Char, and Cherry Salmon	2 Spots
9/3-9	7 nights 6 days fishing	Bighorn River	Rainbow, Browns	10 Spots
9/9-15	7 nights 6 days fishing	Bighorn River	Rainbows, Browns	10 Spots

2024

1/13-20	7 nights 6 days fishing	Chile, Cinco Rios	Rainbows, Browns	10 Spots
6/4-11	7 nights 6 days fishing	Christmas Island	Bonefish, GTs	10 Spots

SPFA On The River Clinic Schedule 2023-2024

Casting Instruction, Call for lesson.

Lower Owens, Call for dates


Please contact, Joe Libeu 310-749-6771 or Kathy Kim 714-475-4529 for more information on Trips and Classes.

Please inquire about any of the trips listed above to:

Kathy Kim – 714.475.4529 | kimkathy@sbcglobal.net ❖ Joe Libeu – 310.749.6771 | fishlgf@ix.netcom.com



JUNKYARD SPEY



www.redshedflyshop.com



WWW.OLDMOEGUIDESERVICE.COM • 435-885-3342



www.bobmarriotts.com
info@bobmarriotts.com
 2700 W. Orangethorpe Ave.
 Fullerton, CA 92833

GOING GREEN...

We now offer a full service Equipment Recycling Program that saves resources... and puts some "green" on an account for you here at the shop!



www.bobmarriottsflyfishingstore.com/going-green
 Store (714) 525-1827 Travel (714) 578-1880



YOUR FLY FISHING DESTINATION
 & RESORT OUTFITTER

FLY FISHING EXCURSIONS • CLASSES
 PRIVATE INSTRUCTIONS

(310) 749-6771

3901 Brayton Ave., • Long Beach, CA 90807 • www.spfadventures.com



hotel CURRENT

WAYNE NAGEL

Hotel Manager

d 562.597.1341 x401
 f 562.597.5171
wayne@hotelcurrent.com

5325 e. pacific coast hwy
 long beach, ca 90804

www.hotelcurrent.com