

Inside

- ❖ Fly of the Month: Trigger Nymph
- ❖ Club Trips for 2023
- ❖ Three Month Calendar

Highlights

- Page 5: Women's On the River Clinic, Part I
- Page 10: LBCC Spey Tournament Recap and Results
- Page 13: Dan Oliver Wins Bishop Trout Rodeo!

Target Talk

NEWSLETTER OF THE LONG BEACH CASTING CLUB, ESTABLISHED 1925

MARCH 2023

WWW.LONGBEACHCASTINGCLUB.ORG

Leader's Line...

I Really Do Want to Catch Fish!

BOB MAYFIELD, PRESIDENT

As I write this, I am back home from our Club trip of three days on the Lower Owens River. During that time I did not have even one fish to hand. Every day I would wake up and think to myself: "OK, what is it that I need to do different today?" Friday was to be my shotgun plan: I was going to nymph in the morning, switch to dries in the afternoon and then, if those techniques failed, I would strip a streamer for the remainder of the day. Needless to say, nothing worked for me. Others on the trip were able to catch fish, just not yours truly.

I then, in a very reflective state, decided to give my steelhead card from 2022 a good study. This card is a great reminder of just how many days I spent fishing for steelhead. My tally: I spent 28 days on the water and 12 of those days I had no adult steelhead to record. With this confession you would think I was complaining; I'm not.

I recently read a book by **David Coggins** called **The Optimist: A case for the Fly Fishing Life**. In the book David talks about his passion for fly fishing. He also talks about his successes and failures as he has pursued this lifetime passion.

A quote from David's book: "I know I'll return to this stream, so there's less urgency. The fishing varies, as

it does everywhere, and I can appreciate what's out of my control. I still try to improve, still try to learn. What works one day is comically ineffective the next.

The more you're on a stream the more you realize how much there is to know. I take a longer view, there is no other way. The fishing is broader than the days, they add up to become part of life."

I do my best to keep the above quote in mind while fishing, and try to enjoy the company I'm with and the beautiful places I get to be in. I only have to look at the pictures of the Bishop area from my last fishless trips to bring it into perspective for me. I'm also already thinking what I need to do differently next trip to get a fish on the line, as I really do want to catch fish!



Club Trips for 2023

STEVE TIMM, 2ND VICE PRESIDENT

TRIP DATE	TRIP & LEADER
March 9-12	Lower Owens #3 w/J. Lincoln & D. Rivett; Pre-Trip March 4, 9:00 AM
March 15-17	Pyramid Lake w/P. Nakamura; Pre-Trip: Zoom meeting March 4, 10:00 AM
April 30-May 5	Green River w/John Lincoln Pre-Trip April 22, 9:00 am
May 7-12	Green River w/Colin Kumabe Pre-Trip April 22, 9:00 am
May 14-19	Green River w/Keith O'Donnell Pre-Trip April 22, 9:00 am
May 30-June 3	Fall River w/Marc Bonvouloir Pre-Trip May 20, 9:00 am
July 14-16	Brookie Bash w/Nobuo Masuya Pre-Trip July 8, 9:00 am
July 14	Tenkara event at Brookie Bash w/ Cecil O'Dell
July 15	Brookie Bash Day
Sept 2	Yards and Inches w/Mick Woodbury Pre-Trip Aug 26, 9:00 am

Trip locations, dates and pre-trips change, so monitor Target Talk or the Club's Web Calendar for the latest information. Deposits for trips which are "double occupancy", and require deposits in advance, are non-refundable. Should you cancel, your deposit will only be refunded if a Club member replaces you.

If you'd like to be a Streamkeeper and need help organizing a Club trip, email me and let me know. Feel free to contact Steve Timm if you have suggestions for a trip or any questions at: srtimm@hotmail.com.



OFFICERS

PRESIDENT

BOB MAYFIELD
(714) 392-2211

1ST VICE PRESIDENT

MARC BONVOULOIR
(213) 369-9525

2ND VICE PRESIDENT

STEVE TIMM
(562)-243-0826

CO-CAPTAINS

MARK FLO: (562) 420-8121
TOM OLSON: (310) 809-0409

MEMBERSHIP SECRETARY

MARK ANGELO
(562) 450-8865

TREASURER

ED ALVARADO
(213) 440-4655

CORRESPONDING SECRETARY

BLAIR WILLIAMS
(310) 386-8813

FACILITIES & POND

STEVE JACKSON
(310)-729-2308

SENIOR DIRECTOR

COLIN KUMABE
(562) 221-9418

JUNIOR DIRECTOR

STEVE JONES
(562) 682-7920

TARGET TALK EDITOR

ROB PETERSON
(310) 963-2515

March Speaker Michael Schweit: "Fly Fishing the Channel Islands"

If you're tired of long drives to the Sierra, the Pacific Ocean might become your next fly rod destination. The Channel Islands and Catalina abound with calico bass, yellowtail, white sea bass and barracuda and are a short boat ride from Oxnard or the South Bay. If you haven't seen the backing on your fly reel lately, this could be the program for you.

Michael Schweit, known to many of you as the former president of the **Southwest Council of FFI**, has been fly fishing these waters for 30 years. His local charters have been a training ground for trout fishermen eager to expand their species portfolio. His program will cover the gear you will need, the clothing, footwear and even a guide to avoiding sea sickness. It is especially geared to those who have **NEVER** used a fly rod in the ocean, and it will answer **ALL** of your questions.

Born in the San Fernando Valley, Michael began his angling career early: "I started fishing with my father at around the age of six. As he was somewhat frugal (cheap), we would go to what we now call 'Pay-to-Play' venues like **Sportsmen's Lodge** (right on Ventura Boulevard in the heart of the San Fernando Valley) and as they charged you for any fish you caught, he would crimp our barbs. We said 'Oops' a lot to the fish manager when fish got off our line."

He learned to fly fish from **Neal Taylor** who ran a teaching program at UCLA, paid his dues catching trout on the Owens and Hot Creek and joined **Sierra Pacific Fly Fishers**. At a meeting, he asked visiting speaker **Lefty Kreh** if you could catch albacore on the fly. When Lefty told him "You can catch anything on a fly," new horizons opened. In 2011 he set the **IGFA** world record for a fly-caught white sea bass and has landed albacore, yellowfin and dorado on



the charters he runs out of San Diego. A dedicated adventurer, Michael has tested his salt skills in Baja, Ascension Bay, Xcalak and the Bahamas.

His preference for DIY (unguided) flats fishing has sharpened his stalking and casting skills. Well known for what his friends call his "flyangelism," Michael organizes special vents for the Southwest Council and is devoted to introducing newcomers to the sport.

Join us Thursday, March 30 at 7:00 pm

TOPIC: March Monthly Zoom Meeting

TIME: Mar 30, 2023 06:00 PM Pacific Time (US and Canada)

JOIN ZOOM MEETING

<https://us06web.zoom.us/j/89199462298?pwd=dFpOeXBETINDRVZlals4K0s3WE1Fdz09>

MEETING ID: 891 9946 2298

PASSCODE: 638894

Salmon/ Steelhead Harvest Report!

COLIN KUMABE, PAST PRESIDENT

Salmon and steelhead harvest reports can be done online via the **CDFW web page**. Harvest reporting for 2022 is open from January 1 to April 1, 2023. You have to report even if you released all your fish or didn't catch any.

In the Home Stretch

WAYNE SAKAGUCHI, MEMBER

Beginning Fly Tying Class is near the finish line.

We have four more weeks of learning the techniques of tying different materials on your hook. The fly tiers are becoming proficient and more confident in making their flies. The instructors are having a hard time picking out the best fly to be put on display for the whole year. Week 12 we had the Club's fly tying "guru", John Van Derhoof, give a talk about different hackles and quality.

If you are interested in learning the art and "secrets" of fly tying, stay tuned for this October when the next class schedule is announced.



**MARK KOCSIS—WEEK 11
ELK HAIR CADDIS**



**BRUCE JESKE—WEEK 8
CLOUSER MINNOW**

Recordings of LBCC Monthly Speakers

ROB PETERSON, TARGET TALK EDITOR

Last year, the Club began recording our monthly meeting presentations (see [February 2022 Target Talk](#), p. 17, for last year's presentations). Below is the info for this year.

Just click on one of the below links, and copy and paste the password at the prompt:

JANUARY: Steph Albano of [Finatical Flyfishing](#). Topic: "Global Guide Service for Women, Run by Women". Length: 37 minutes.

[Steph Albano Presentation Jan. 27, 2022](#)
Passcode: d9sE1*pn

FEBRUARY: Glenn Ueda, [So Cal Fishing Guide](#). Topic: "Planet Carp". Length: 110 minutes.

[Glenn Ueda Presentation February 24, 2022](#)
Passcode: 2C!.hWQ1

MARCH: Ernie Gulley, [Ernie Gulley Flyfishing](#). Topic: "Stillwater Tactics". Length: 81 minutes.

[Ernie Gulley Presentation March 31, 2022](#)
Passcode: Ri65p6%N

April-September speakers were not recorded.

OCTOBER: [Lance Egan](#), Topic: "Newfangled Nymphing". Length: 123 minutes (includes 37 minutes of October Monthly Meeting).

[Lance Egan Presentation October 27, 2022](#)
Passcode: i?hk7fd^

NOVEMBER: [Charlie Craven](#), Topic: Fly Tying Demonstration. Length: 126 minutes.

[Charlie Craven Presentation Nov. 17, 2022](#)
Passcode: C%uGCj33


Women's Clinic: Part I Recap

KATHY KIM, MEMBER

On Saturday, February 11, eleven women anglers participated in the first program of the joint LBCC and FFCOC Women's Program. The Women's Clinic, instructed by Kathy Kim, was geared toward beginning fly anglers, but it provided a great refresher for more experienced fly fishers as well.



The clinic was the first part of the Women's On the River Clinic, with the second part being a two-day weekend outing on the Lower Owens River. During the information-packed half-day session, participants learned about topics including: equipment and gear; basic knots, aquatic insects and fly selection, building a nymph rig, responsible angling and basic casting.



Although the weekend outing on the Lower Owens was initially scheduled for February 25 and 26, it will be rescheduled due to current high water conditions on the Lower Owens. Please contact Anissa Iseda, LBCC Women's Program Liaison for questions or more info at Aiseda21@yahoo.com.

Wanted!

Vigilant and Enthusiastic Club Members to Serve on the Board or Otherwise Get Involved

MICK WOODBURY, PAST PRESIDENT

The Nominating Committee is on the lookout for a few competent men or women who would like to lend their talents and abilities for the coming year. This is a chance to learn how the Club operates, while teamed with other service-minded leaders. If a Board position seems a little too much for a first step, there are also committees that can use your skills.

If you are looking for a way to get involved, this is a good opportunity. For example, Mark Flo could use an assistant for managing the pond. Or there's a Board position (or positions) that could use a helper—two heads are better than one.

Or perhaps you can suggest someone who is capable. Please contact anyone on the nominating committee. Mick Woodbury, cell: **949 275 2063**. Or Rick Hilles, Joe Libeu, Shirley and Wayne Sakaguchi, Jeff Gross. We're all in the Roster.

Lower Owens Trip #2

DAN RIVETT, PAST PRESIDENT

I've just returned from the February LBCC fishing trip, and the good news is that the water is getting clearer. Unfortunately, it appears that the landslide at the Pleasant Valley Reservoir that was the source of off-color water last month is still plaguing us. DWP is apparently having trouble with an outflow valve at the dam, so the reservoir has been filled and the water is now flowing over the spillway.

Other than that, many of us caught a few fish. Some went down to Five Bridges, some to the Gorge and a couple to Hot Creek where Nobuo upped his total to 15 trout for the weekend (a fish-counter candidate). The weather was cool, mostly clear sky (we could have used more clouds).

So, if you plan to attend the March trip, you may need to do some driving and carry snowshoes to access the water in Hot Creek or the Upper Owens. The gauge reading the LA Aqueduct on their website is not accurate for flows. It currently indicates 3,267 CFS, which would have water flowing down Main Street. It was 200 CFS-plus over the weekend, and the word is that the outflow into the river will be increased this week.


Nonetheless, I will be there to spend time with hearty souls. But if you arrive and the flow is high or uncomfortable for your wading, **PLEASE DO NOT** wade the Lower Owens, try one of the other waters. High sticks...

TREASURE ISLAND HOMESTEAD

Vacation Rental on the upper North Platte River

Book Direct at:
TreasureIslandHomestead.com

GPS: 41.3324, -106.7293
Saratoga, WY
(307) 228-4119
info@TreasureIslandHomestead.com



PLEASANT VALLEY DAM

Long Beach Casting Club New Members

MARK ANGELO,
MEMBERSHIP SECRETARY

The Board of Directors approved these new members at the last Board meeting:

- ❖ Lanette Lara of Carson, CA
- ❖ Anthony Del Real of Carson, CA
- ❖ Steven Wraight of Long Beach, CA
- ❖ Doug Crawford of Huntington Beach, CA
- ❖ Craig Johnson of Irvine, CA
- ❖ Colleen Johnson of Irvine, CA
- ❖ Caroline Veerman of La Mirada, CA

Please greet and welcome all our new members at the Club's next monthly meeting. Here's wishing them a lifetime of healthy hatches and tight lines.

Members: if you see visitors at Club meetings, let's make them feel welcome and inform them of the activities we have to offer!

Fly Tying Forum March Schedule

MATT MURDOUGH, NEWBIE


The Fly Tying Forum rolls into March with a chance to tie five, count 'em, five patterns and learn some important new skills along the way! We welcome our Beginner's Class graduates to keep their momentum going and join us every Wednesday at 7:00 p.m. at the Clubhouse.

Cecil O'Dell will lead things off this month with another great fly for those joining the Owens River trips: the S.O.S Baetis nymph, originated by Utah-based guide Spencer Higa. Alan Grosdidier will present two sessions on spinning deer hair. The first will cover basic techniques for spinning and trimming; the second will turn out an impressively realistic Deer-Hair Mouse.

Matt Murdough will lead a pair of sessions on classic bucktails and streamers. First up will be Art Flick's Black-Nosed Dace from his 1947 classic, The Streamside Guide. Matt's second class will cover one of our most important American streamer patterns: Carrie Stevens' Grey Ghost, first tied in July 1924.

Email Shirley Sakaguchi (sakagusc@gmail.com) to get added to the Forum email list. We will send out pattern sheets for all the flies covered in the coming month.

Anyone who is interested in leading a tying session on their favorite pattern should reach out to Matt Murdough (mmroaringbrook@gmail.com) to get onto the schedule. Looking forward to seeing some new faces at the Forum!



DATE: March 1, 2023

INSTRUCTOR: Cecil O'Dell

PATTERN: Owens River Nymphs: S.O.S. Baetis



DATE: March 8, 2023

INSTRUCTOR: Alan Grosdidier

PATTERN: Spinning Deer Hair I: Basic Techniques

DATE: March 15, 2023

INSTRUCTOR: Matt Murdough

PATTERN: Classic Bucktails: Black-Nosed Dace



DATE: March 22, 2023

INSTRUCTOR: Alan Grosdidier

PATTERN: Spinning Deer Hair II: Mouse



DATE: March 29, 2023

INSTRUCTOR: Matt Murdough

PATTERN: Classic Streamers: Grey Ghost



GOLDEN SAILS

LB — HOTEL — CA



SET SAIL FOR COMFORT & CONVENIENCE

- On-site fitness center
- Complimentary Wi-Fi
- 24-hour business center
- Outdoor year-round heated pool
- Oversized spa
- Spacious courtyard with gazebo, ideal for weddings
- On-site vending machines
- Coin-operated laundry
- ATM machine
- Complimentary USA newspapers in the lobby
- 173 guest rooms featuring:
 - Work desk
 - 32 inch flat-screen TV
 - Microwave
 - AM/FM alarm clock radio
 - Mini refrigerator
 - Single cup Haus Maid coffee maker
 - Ironing board
 - Hairdryer
 - Aquamer Institute Swiss® bath amenities
 - Air conditioning

GOLDEN SAILS HOTEL

6285 E. Pacific Coast Highway, Long Beach, CA 90803 | (562) 596-1631 | goldensailshotel.com

Free Beginning Casting Classes this April

JOHN VAN DERHOOF, PAST PRESIDENT

The Long Beach Casting Club will have a Beginning Casting Clinic this April—back in its usual time slot. The class is taught by John Van Derhoof, who is a **Master Certified Casting Instructor**. The class will get our students started in discovering the joy of fly casting and fly fishing. It will be held on five consecutive Tuesday evenings. The clinic is free and open to all.

SESSION 1

Tuesday, April 4, 2023 from 7:00–9:00 PM.

Orientation. The instruction team will offer a brief (30 to 45 minutes) introduction to what will be taught to and is needed by the students.

SESSION 2

Tuesday, April 11, 2023 from 7:00–9:00 PM.

You will learn the proper method of performing the Pick-Up and Lay Down Cast.

SESSION 3

Tuesday, April 18, 2023 from 7:00–9:00 PM.

Review the Pick-Up and Lay Down and learn the False Cast.

SESSION 4

Tuesday, April 25, 2023 from 7:00–9:00 PM.

Review the Pick-Up and Lay Down and False Cast. Then we will learn how to mend line to make us better fly fishers and fish catchers. The mends will be the Pile Cast, Reach Mend and the Reach Mend but with slipping line. We may also try the Roll Cast.

SESSION 5

Tuesday, May 2, 2023 from 7:00–9:00 PM.

Briefly review the Pick-Up and Lay Down, False Cast, Line Mending. Then we will spend more time with the Roll Cast. You will then learn to extend line while false casting and, finally, we will work on a couple of other fishing mends.

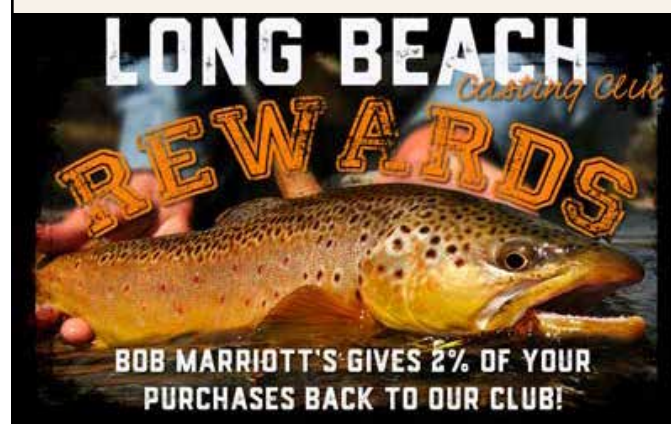


Questions? Please contact John Van Derhoof at lbccbeginningcasting@gmail.com.

No Cost: FREE! No charge for these sessions. No signup is needed—just show up!

In appreciation for the many years of support,

Bob Marriott's is pleased to give 2% of all Long Beach Casting Club member purchases back to the Club. This store credit can be used by the club for raffle prizes or toward other product purchases that will help enhance and benefit club activities. When purchasing from Bob Marriott's, please be sure to mention that you are a LBCC member to help ensure that a percentage of your sale goes back to the Club.



LBCC 2023 Spey Tournament a Success!

TOM OLSON, CO-CAPTAIN

The LBCC Open Spey Tournament took place January 21 and 22, 2023. We had 24 casting participants, the most ever! We had several divisions: Novice, Senior (55 and over), Super Senior (80 and over), Women's Open and Men's Open. The ages ranged from 19 to 82 years. Casters came from Montana, Idaho, Washington, Oregon, Arizona, Northern and Southern California! We estimated 50 spectators on Saturday watching the event.



Spey-casting tournaments are scored on distance rather than accuracy. Our rules are similar to San Francisco's Golden Gate Angler & Casting Club, which hosts the world's largest Spey tournament. Each caster has six minutes to complete a total of 12 casts: three Single Spey casts and three Snake Roll casts right-handed, and the same number left-handed. Each cast starts on one side of a buoy line in the middle of the Pond, and must land on the other side. The longest casts in each category are added together to give the contestant's score.

We had two of the best competition Spey casters in the world: Whitney Gould from Montana and Travis Johnson from Oregon. Whitney is the reigning Women's World Champion. She did some fantastic casting, and helps all of us to be better casters. Travis has won many tournaments and showed us the highest levels of Spey casting. The two longest casts were 160 feet by Whitney and 164 feet by Travis.



I want to thank everyone who participated, traveled here to compete, and made our tournament a success. I especially want to thank Howard Uller, who at 82 throws some beautiful loops, and who originally crafted our tournament back in 2017/2018 with the help of Mike Ivy and Jim Ansite. These guys started a new tradition of having our annual Spey Tournament that several of us want to continue in the future.

I was proud that 15 of the 24 casters were from LBCC, including the five casters in the Novice Division. Several started in our Spey Class last summer and/or joined us Saturdays and learned the skills and gained the confidence to participate in our tournament.

I want to thank all the volunteers who helped with this successful event. There is a lot that goes into a two-day event. The judging takes a lot of time and stamina; the casting lasted for over four hours each day. Thank you John Van Derhoof, Mark Tsunawaki, Mark Flo and everyone else who helped: Shirley and Wayne Sakaguchi with data input and organization, John Lincoln and his Kitchen Crew, Steve Jackson with facilities, Jeff Gross, Art Daily, John O'Donnell, Henry Mittel for his timer and all the other casters who helped before, during, and after the event!



2023 LBCC Spey Tournament

January 21–22, 2023

Final Results

MEN'S OPEN

				Left Snake			Left Single			Right Snake			Right Single		
Name	Place	Total	Longest	1	2	3	1	2	3	1	2	3	1	2	3
TRAVIS JOHNSON	1	628	164	160	148	0	145	0	130	163	164	157	131	155	159
JOEL PHILLIPS	2	582	153	90	144	0	135	0	0	153	0	0	136	150	134
GARRETT STRICKLAND	3	565	151	139	125	115	129	126	130	110	144	145	129	121	151
MIKE IVY	4	563	155	100	121	116	126	138	0	155	129	0	127	121	149
DAVID ROSS	5	561	159	132	135	0	0	117	0	0	159	130	150	0	0
TOM OLSON	6	546	145	136	85	125	133	0	60	132	128	118	145	116	124
CHRIS CHRISTIANSEN	7	481	127	120	127	83	108	121	109	0	75	115	117	118	104
HENRY MITTEL	8	472	123	0	98	110	0	0	121	0	123	0	99	110	118
CONLEY DEES	9	436	136	109	109	101	0	0	82	112	136	0	58	109	84

SENIOR

Name	Place	Total	Longest	1	2	3	1	2	3	1	2	3	1	2	3
GLENN NAGUMO	1	551	143	131	117	0	138	120	0	139	0	0	117	143	0
BOB MIDDO	2	533	145	104	0	97	110	0	143	141	0	0	145	0	0
ED FILICE	3	519	136	115	119	114	134	131	0	136	133	0	127	130	129
LARRY ALLEN	4	506	138	107	107	118	82	115	91	138	0	0	134	125	135
JIM ANSITE	5	486	129	78	98	114	115	106	119	129	119	124	0	0	124
VICTOR YEE	6	380	137	0	0	0	60	115	117	95	137	0	126	114	0

SUPER SENIOR

Name	Place	Total	Longest	1	2	3	1	2	3	1	2	3	1	2	3
HOWARD ULLER	1	406	115	94	115	0	66	90	0	85	95	79	106	78	103

WOMEN'S OPEN

				Left Snake			Left Single			Right Snake			Right Single		
Name	Place	Total	Longest	1	2	3	1	2	3	1	2	3	1	2	3
WHITNEY GOULD	1	561	160	119	119	110	137	114	123	132	139	145	160	143	0
KIM LYONS	2	421	108	107	102	97	106	77	80	90	98	100	97	108	88
CECE RUBIN	3	267	81	70	49	0	57	49	58	72	81	60	58	52	55

NOVICE

				Left Snake			Left Single			Right Snake			Right Single		
Name	Place	Total	Longest	1	2	3	1	2	3	1	2	3	1	2	3
KEITH O'DONNELL	1	393	106	0	79	105	97	87	61	54	85	0	0	106	85
TONY OGDEN	2	375	110	0	0	98	60	0	0	47	0	110	107	0	0
TIM LAMBERT	3	338	92	65	74	74	87	76	0	77	85	85	73	91	92
STEVE LANKENAU	4	316	91	74	64	45	62	91	80	65	68	0	0	0	83
BOB MAYFIELD	5	255	70	56	49	51	47	64	57	64	70	69	50	65	54

Fall River Trip, June 2023

MARC BONVOULOIR, 1ST VICE PRESIDENT

For the third year, LBCC will be fishing the largest spring creek west of the Rockies—Fall River. More like a river than a creek, this spectacular water is located an hour northeast of Redding in the shadow of beautiful Mount Shasta. The Fall River is a 21-mile-long tributary to the Pit River. It is a designated Heritage and Wild Trout Stream. The cool clear waters of this world-class spring creek are fished from boats casting 30-40 feet downstream with big dries or nymph rigs tempting large rainbows along the bottom.



WHEN: May 30–June 3 Arrive Tuesday depart Saturday. 4 nights

WHERE: Circle 7 Ranch. Visit <https://www.theflyshop.com/adventures/circle7.html> to see this incredible location on the river. There are five homes on the ranch. We will have the entire White House, set up for eight members. A virtual tour online of White House is a must, to note the beauty of this home.

WHAT: With four bedrooms and 2.5 baths, the White House has ample room for eight members to spread out and fish as much as we want. Amenities include Satellite TV, Wi-fi, central air and a sundeck with a barbecue. Rental boats are available each day. We will be guided the first day (Wednesday) on the nuances of



fishing from boats on a spring creek. The Fly Shop in Redding will supply four guides. Early June has major hatches of mayflies and, if we're lucky, the largest mayfly hatch, the Hexagenia, will have us casting Size-8 dries to ravenous fish!

PACKAGE: \$848.18 per member includes four nights accommodations, shared guide for full day on Wednesday, shared rental boat for two days Thursday and Friday. \$484.93 is due on March 15, payable to The Fly Shop in Redding. \$263.25 is due April 20, payable to The Fly Shop, and the last \$100 is due to me by May 15 for a rental boat for two days.

DINNERS: Each member will have a partner to fish with as well as to cook for the group of eight. At the pre-trip meeting, we will determine the meal each twosome will cook on each night. Groceries may be bought at Safeway in the town of Burney, about 20 miles before getting to the ranch. Lunch on Wednesday will be provided by the guide. Breakfast and lunch are on your own.

NOTES: Drive time from Los Angeles is 9.5 hours. Other locations to fish include Hat Creek, Pit River, Baum Lake and McCloud River.



Congratulations to Dan Oliver!

Long Beach Casting Club Member Comes in First Place at Bishop Trout Rodeo

SHIRLEY SAKAGUCHI, MEMBER

Dan Oliver won the 2023 First Place Individual Award at the Bishop Trout Rodeo, with a grand total of 281 total inches and the largest fish, coming in at 15.75 inches!

The Bishop Trout Rodeo was held this past Saturday, February 4. This was the second annual catch-and-release event, put on by the [Southwest Council, Fly Fishers International](#). The Bishop Trout Rodeo is a trout tournament for both fly fishers and conventional fishers where the focus of the fishing is at Pleasant Valley Reservoir and the Owens River.

If you would like to know more, go to: <https://www.swcffi.org/rodeo>. Below is a composite picture of some of Dan's fish.



It's Not too Early to Pay Your Dues!

MARK ANGELO, MEMBERSHIP SECRETARY

Dear Long Beach Casting Club Members,

It's that time of the year again for Membership Renewal. The Club looks forward to your renewal and appreciates your support. If circumstances have changed and you no longer wish to be a member, please let me know.

Those of you who have already renewed, thank you in advance, and if you are not sure of your status, please email me.

Please mail your renewal form (<https://longbeachcastingclub.org/wp-content/uploads/2022/08/LBCC-Membership-Application-Rev-July-2022-FILLABLE-REVISED.pdf>) and check to the Club address:

Long Beach Casting Club
PO Box 90035
Long Beach, CA 90809-0035

or pay by Paypal/credit card at:

<https://longbeachcastingclub.org/membership/>

Please take action by March 31, 2023. If not, you will be removed from our Roster and not be able to vote at our Annual General Meeting in April. Again, thank you for your past support. Don't hesitate to reach out to me with questions about renewal: angelo.mark64@gmail.com.

"Don't tell fish stories where the people know you; but particularly, don't tell them where they know the fish."
~ Mark Twain

Installation Banquet

BOB MAYFIELD, PRESIDENT

As we are getting back into the full swing of trips, Club meetings, casting tournaments, fly tying, rod building and a host of other fun and educational events, I would like to reinstate our Annual Awards and Board of Directors Installation Banquet. We have so much to celebrate, people to thank and people to congratulate on awards or giant fish that have been caught. The Banquet is to be held Saturday, April 15, 6:00 to 8:00 pm. We will provide a meal for all who wish to attend and celebrate with us. The only requirement is for you to let me know if you plan to come. Meeting is open to all; members and significant others. You can RSVP by either text **714-392-2211** or email at bob@impac-marketing.net.

15% Discount from Aventik

PAUL BURGNER, MEMBER

Chao Hang of Aventik is offering LBCC members a **15% discount** on the below products. Go to the club page and click on "Sponsors", then "Aventik". The Aventik (Amazon) page will come up. Type the ASIN # in the search area (example: ASIN B079NBK9L4). The product will come up. **Or: just click on the item description below.**

Use code **NKJYAESB** for the discount. The list and code change monthly, so keep watching here.

ITEMS FOR THIS MONTH:

- ❖ [Aventik tackle box ASIN: B06XRYD8Q6](#)
- ❖ [Indicator fly line ASIN: B075YGBPMX](#)
- ❖ [Squirmy Wormy ASIN: B07DCR73D6](#)
- ❖ [Aventik DJ reel ASIN: B086ZFSHGN](#)
- ❖ [Aluminum Fly Box ASIN: B07MQZCCKZ](#)

Rusty Returns to the San Juan

RUSTY DRAPER, MEMBER

I just returned from the [Soaring Eagle Lodge](#) in New Mexico, fishing the [San Juan River](#).

The temps ranged from ten to the low 40s. As you can see the skies were just wonderful.



My guide Rusty and I caught many wonderful fish over my five days of fishing. I had the privilege of breaking in my new Burkheimer two-handed 12'5" five weight.

I am returning for another week of fishing in May. I have been coming here for years and the San Juan River never disappoints.



Over-the-Knee Socks vs. Thermals

COLIN KUMABE, PAST PRESIDENT

Over-the-knee wool socks are great to wear in the colder weather, especially since nearly all wading is done in less than knee-deep water. During our recent trip (February, 2023) to the Lower Owens River, the water was flowing at around 300 cubic feet per second. Wading deeper than the knees became much riskier than at 150 cubic feet per second on the Lower Owens.

In the past, wearing a pair of heavier thermals seemed to be the way to go. However, when the air warms up, then your thighs and butt become too warm. Okay, some may say that sitting in the shallow still water can cool us down. What a waste of time!

If even more layers are desired, then wear the over-the-knee socks plus thermals on the coldest days. So, here is a good way to layer up:

- ❖ Silk socks
- ❖ Thermal underwear
- ❖ Thick over-the-knee wool socks
- ❖ Fleece pants

By the way, keep an extra pair of socks and thermal underwear in the truck, just in case you decide to “swim with your waders.”

You will catch more fish feeling warmer. Better yet, practice your casting at the Long Beach Casting Pond. See you at the Pond.



Don't Forget to Record your Catch!

MARK FLO, CO-CAPTAIN

During the last couple of years, there have not been Fishing Awards recorded in the Long Beach Casting Club's Roster. Please register your catch using the [“Annual Fishing Award Registration Form”](#) found at the end of the Club's Roster or on the Club's webpage. The completed forms may be delivered by the end of March to the Clubhouse or sent to Mark Flo, Long Beach Casting Club Co-Captain: Markcflo@yahoo.com

The twelve Fishing Award categories are:

- ❖ Award for the largest Brook Trout caught on a fly.
- ❖ Award for the largest Brown Trout caught on a fly.
- ❖ Award for the largest Steelhead caught on a fly.
- ❖ Award for the largest Rainbow Trout caught on a fly.
- ❖ Award for the largest Golden Trout caught on a fly.
- ❖ Award for the largest trout caught on a fly.
- ❖ Award for the largest bass caught on a fly rod with an artificial lure with one hook.
- ❖ Award for the largest Bluegill caught on an artificial lure.
- ❖ Award for the largest Crappie caught on an artificial lure.
- ❖ Award for the largest freshwater fish caught anywhere on anything.
- ❖ Award for the largest trout or landlocked salmon caught in Oregon with standard fly fishing equipment and artificial fly.
- ❖ Award for the largest saltwater fish caught by fly casting with standard fly fishing equipment and artificial fly.

Fly of the Month: A Trigger Nymph...

JOHN VAN DERHOOF, PAST PREZ

We are so very fortunate here at the Long Beach Casting Club. There are a ton of opportunities for all members to learn more than they have ever wanted to know about fly fishing. Yup, we have single-hand and two-handed casting lessons and sessions, and competitive casting if that is something that intrigues you (it certainly would help your casting and **THEREFORE** your fishing!). Rod building, monthly meetings, fishing trips...good heavens, we have a lot of ways to indulge our desire to learn. And hey, we also have fly tying.

Our Beginning Fly Tying Class is going on right now, as I type this. However, one part of our fly tying program that was lost during COVID was our Wednesday Night Fly Tying Forum. Hey, it's back! So, to help reboot our Fly Tying Forum, I am going to offer a couple of flies that will provide many of you not only good fishing patterns but some new techniques to help your tying along. Next month we'll have a dry but this month we'll start with: the Trigger Nymph!

Here's a fly with a different way of applying a "Trigger" or hot spot. It sits proudly on top of the thorax, adding color and the illusion of a split-back emerger with the wings starting to show themselves. This is tied as a variation of a dubbing ball commonly used on mayfly and caddis emergers. What I like about this fly is that with tungsten it will sink quickly, and it provides a great profile, which the fish appreciate. We always want the fish to be happy, right? What the below list of materials represents is a BWO or even a PMD nymph. Depending on the area you are fishing and your own understanding of color variations between the different insects, you can modify specific colors to better fit your needs. All you need to do is to find a species to imitate, or just have fun and use colors and materials that you think will work better for the waters that you fish.

The hook recommended here is one not normally used for nymphs. I like the slightly longer hook length on the Tiemco 2302 (2XL-2 extra long), as opposed to the standard Tiemco 3671 (1XL-1 extra long) nymph hook, for this fly. With its emphasis on a trigger/hot spot, a little more space is nice in which to tie the body and a slightly longer thorax. Also, I like the slightly curved shank of the 2302 hook. Another similar hook is the Tiemco R200, which is 3XL. You can go up or down one size of a 2302 hook to match its length.

Have fun and hope to see you on Wednesdays!

MATERIALS FOR TYING THE TRIGGER NYMPH:

- Hook:** Tiemco 2302 or similar; #14 (a Tiemco 3761 one size larger works fine or Tiemco R-200 in one size smaller)
- Bead:** Copper; standard or tungsten
- Thread:** Veevus 12/0; dark olive
- Tail:** Pheasant tail barbs
- Body:** Turkey biot; olive or brown
- Thorax:** Ice Dubbing or similar; peacock/dark olive
- Trigger:** Ice Dubbing; chartreuse or orange
- Hackle:** Partridge or similar



INSTRUCTIONS FOR TYING THE TRIGGER NYMPH:

- 1 Install the bead onto your hook and mount the hook in the vise. Attach your thread behind the bead and wind down to the end of the shank. Select three barbs from a ringneck pheasant tail and tie them in. Keep 'em shortish...
- 2 Tie in your biot with the cupped side up, and do not let it flip over as you start winding it. This will allow the "herl" portion of the biot to trail behind and not be covered by the following wraps. Wind your thread up to the thorax area and then wind your biot forward. If you need to wind the biot into the thorax to complete a wrap, or the width of the biot forces you to wind almost up the bead, don't sweat it. You can cover it all up with the thorax in the next step!
- 3 First, consider how much thorax you will need. Look at the sample fly: the thorax is slightly longer than the bead, and about 1/3 the length of the body. Position your thread about an eye length behind the bead and apply a small bit of dubbing to your thread. Wind the dubbing back to a point where you want the thorax to begin, and then wind forward about one wide turn.
- 4 Select a small amount of your "trigger"/hot spot dubbing and dub it onto the thread. Make this dubbing short and thick. This chunky dubbing noodle is **NOT** intended to go all the way around—only over the back of the thorax. Wind it over the back/top of the thorax, and it may help to use the index finger of your off hand to keep it from going around too far. This is, essentially, a dubbing ball.
- 5 Apply more thorax dubbing to your thread and keep it very, very, very (did I say very?) thin. Now wind this dubbing in front of the trigger dubbing and then behind it a couple of times, almost like you are "X"-wrapping it. This will bracket the "trigger" and help protect it from teeth. Be sure to leave that small space behind the bead open. You will need it next!



- 6 Select a partridge hackle (this is a good opportunity to use up some of the really large ones), and prepare it by nicking out the tip with your scissors. This will leave a "V", or a notch, in the end of your feather. The depth of the "V" should be at least as long as the hook shank. Pull the barbs back, leaving only 8-12 per side next to the "V". The number of barbs is determined by the size of the hook you are using. You can save what you didn't use for your next fly. Hold that portion of the feather that is right behind the "V" directly over the gap behind the bead that you left (didn't you?!).
- Take one soft wrap of thread over the feather and then one more—two wraps total. Tighten them lightly. Now pull the feather forward toward the hook eye to shorten the barbs to the correct length: about 1/2 the way down the body. Adjust the barbs so they are clumped together on each side (I like mine pointing slightly downward), and add a few more turns of thread to lock them in place. Make any final adjustments to the hackle and then trim away the remaining barbs.
- 7 Finally, add a bit more dubbing to your thread and wind over the spot where the hackle was tied down. This dubbing should finish level with or slightly larger than your bead. Now, complete the fly with a three-or-four-turn whip finish and go fishin' at your favorite spot.

Long Beach Casting Club

Pyramid Lake Ladder Fishing Trip

w/Rob Anderson & Pyramid Lake Fly Fishing Guide Service

March 15–17, 2023



Experience a Truly Unique Adventure!!!

DATES — Fishing three full days - Wednesday, March 15 through Friday, March 17. Arrive Tuesday, March 14 and depart Saturday, March 18.

GUIDE ASSISTANCE — Provided by Rob Anderson and two guides from Pyramid Lake Fly Fishing Guide Service (PLFFGS). Website: www.pyramidlakeflyfishing.com. Phone: **775-742-1754**

COST — **\$510.00** based on 10 participants with 3 guides, but may be higher or lower if we do not get 10 commitments (12 maximum). This includes light breakfast, hot lunch, drinks on fishing days and guide assistance.

LODGING PLANS — Hotel in Sparks, NV – Western Village Inn & Casino, **800-648-1170**. We won't book enough rooms to secure a block of rooms. Please call them directly, ASAP, to get best prices as they will go up. Option, stay at Pyramid Lodge in Sutcliffe, NV, **775-476-0400**. Call them to get availability and pricing.

WHAT YOU ARE RESPONSIBLE FOR — Your Transportation, Hotel, Meals (other than breakfast and lunch on fishing days at the lake) Guide tips, Fishing Permit (from Piute Indian Tribe).

FISHING GEAR — Rods/Reels: 9' - 8 or 9 wt. or 11' Switch Rod with floating line for indicator fishing or fast sinking or shooting head line for stripping. Tackle – Flies, adjustable indicators, 10-15# leader/tippets. Check their website for latest info. PLFFGS will provide the ladders.

MORE INFO:

- Deposit of **\$255.00** due ASAP after signing up.
- **Final payment of \$255.00** due no later than January 15, 2022. Make checks payable to the 'Long Beach Casting Club', and send to LBCC, PO Box 90035, Long Beach CA 90809.
- Contact Paul Nakamura for details and to get on the Trip List at pnaka1946@gmail.com or **310-487-3367**.
- A Zoom meeting will be held on February 14 with Rob to get you acquainted with fly fishing at Pyramid Lake. Zoom link will be provided.
- A Pre-Trip Meeting will be scheduled prior to the trip and more details will be sent to members who have signed up.

Fly Tying Tip: Steaming

DAVE BOYER, MEMBER

Most of the time we receive feathers, fur, chenille, etc., they are fine to use out of the packets. But sometimes those materials have gotten crushed or mangled, and do not look very good, even on a "guide" fly whose only purpose is to catch fish!

How do we help make the materials look fresh? Steam. You will find plenty of examples and I have attached a few here. But what if you do not have a "tea kettle" with a small spout for the steam to form a stream you can run the material through? An easy solution if you have a saucepan is to cover with aluminum foil and punch a hole in it for the steam to escape (**Photo-1**); works like a charm and no extra pot or pan to store.

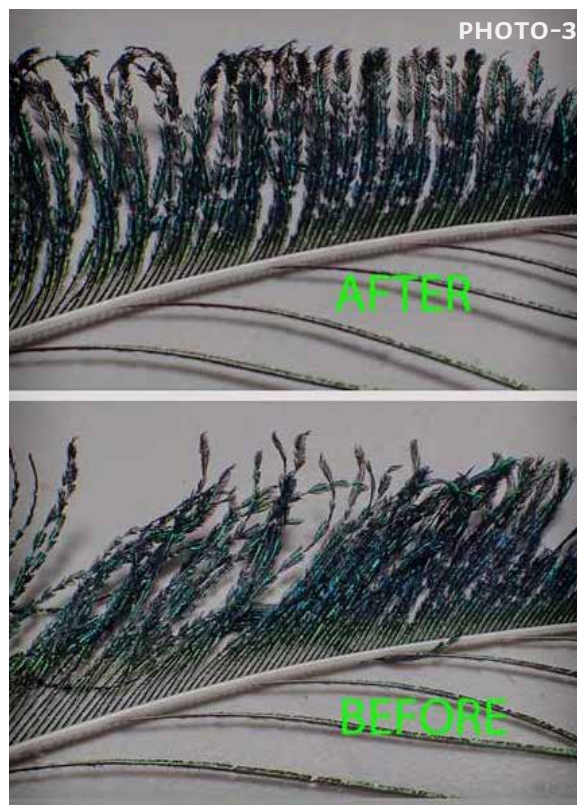


One of the most common materials that become matted is rayon chenille. In **PHOTO-2**, I have a




section straight off the card, matted and gnarly-looking (left side); the right side shows it after running through the steam!! Makes much better-looking bodies with smooth chenille. **PHOTO-3** shows a before/after of a Peacock Sword and how well the steam straightens up each individual barb. **PHOTO-4** shows the same with a dyed Peacock Eye.

Peacock herl benefits greatly with a steam bath as fluffs up each individual barb. You can do the same for other feathers, like Golden Pheasant Crest, and also to furs that have become kinked, though the difference for a photo is hard to show.



Make sure you do not let the material stay in the steam too long. You do not want condensation building up on the material, getting the skin of the fur too hot/wet, causing it to curl and shrink. With care you can rejuvenate materials, so your flies are more appealing to both the tier and the fish!



Calendar of Events

March

1	Wednesday	7:00 PM	Fly Tying Forum
4	Saturday	8:00 AM	Club Spey Cast
		9:00 AM	Pre-Trip: Lower Owens #3 with John Lincoln and Dan Rivett
		10:00 AM	Pre-Trip: Pyramid Lake Trip via Zoom
5	Sunday	9:00 AM	Sunday Club Cast
6	Monday	9:00 AM	Project Healing Waters Rod Building
		6:30 PM	Board of Directors Meeting
8	Wednesday	7:00 PM	Fly Tying Forum
9-12	Weekend		Lower Owens #3 with John Lincoln and Dan Rivett
11	Saturday	8:00 AM	Club Spey Cast
13	Monday	9:00 AM	Project Healing Waters Rod Building
15	Wednesday	12:00 PM	Nooner Lunch
		7:00 PM	Fly Tying Forum
15-17	Week		Pyramid Lake Trip with Paul Nakamura
18	Saturday	8:00 AM	Club Spey Cast
19	Sunday	9:00 AM	Sunday Club Cast
20	Monday	9:00 AM	Project Healing Waters Rod Building
22	Wednesday	7:00 PM	Fly Tying Forum
25	Saturday	8:00 AM	Club Spey Cast
29	Wednesday	7:00 PM	Fly Tying Forum
30	Thursday	7:00 PM	Monthly Meeting: Michael Schweit, Southwest Council FFI

April

1	Saturday	8:00 AM	Club Spey Cast
3	Monday	6:30 PM	Board of Directors Meeting
4	Tuesday	7:00 PM	Beginning Fly Casting Class
5	Wednesday	7:00 PM	Fly Tying Forum
6	Thursday	7:00 PM	Annual General Meeting
8	Saturday	8:00 AM	Club Spey Cast
11	Tuesday	7:00 PM	Beginning Fly Casting Class
12	Wednesday	7:00 PM	Fly Tying Forum
15	Saturday	8:00 AM	Club Spey Cast
		6:00 PM	Awards & Installation Dinner
18	Tuesday	7:00 PM	Beginning Fly Casting Class
19	Wednesday	12:00 PM	Nooner Lunch
		7:00 PM	Fly Tying Forum
22	Saturday	8:00 AM	Club Spey Cast
		9:00 AM	Pre-Trip: Green River #1-3 w/ Lincoln, Kumabe, O'Donnell
25	Tuesday	7:00 PM	Beginning Fly Casting Class
26	Wednesday	7:00 PM	Fly Tying Forum
29	Saturday	8:00 AM	Club Spey Cast
30-May 5	Week		Green River #1 w/ John Lincoln

Calendar of Events Continued...

May

1	Monday	6:30 PM	Board of Directors Meeting
2	Tuesday	7:00 PM	Beginning Fly Casting Class
3	Wednesday	7:00 PM	Fly Tying Forum
6	Saturday	7:30 AM	Southwest Council Fly Buy
7-12	Week		Green River #2 with Colin Kumabe
9	Tuesday	7:00 PM	Rod Building Session #1
10	Wednesday	7:00 PM	Fly Tying Forum
13	Saturday	8:00 AM	Club Spey Cast
14-19	Week		Green River #2 with Keith O'Donnell
17	Wednesday	12:00 PM	Nooner Lunch
		7:00 PM	Fly Tying Forum
20	Saturday	8:00 AM	Club Spey Cast
		9:00 AM	Pre-Trip: Fall River w/ Marc Bonvouloir
23	Tuesday	7:00 PM	Rod Building Session #2
24	Wednesday	7:00 PM	Fly Tying Forum
25	Thursday	7:00 PM	Monthly Meeting: Buhler Brothers on the Kern River
27	Saturday	8:00 AM	Club Spey Cast
30	Tuesday	7:00 PM	Rod Building Session #3
30-6/3	Week		Fall River Trip w/ Marc Bonvouloir
31	Wednesday	7:00 PM	Fly Tying Forum



It's Winter!

IN THE EASTERN SIERRA...

...and the Lower Owens River is fishing **hot!!!** The Wild Trout Region of this magical fishery located directly north of Bishop is a really fun place to spend a day this time of year.

Give me a call if you'd like to book a trip for the lake. **Chris Leonard** - 818.288.3271. I offer half-day and full-day trips. Moving waters as well as Crowley Lake.





INTRODUCED OVER 40 YEARS AGO

when our original range of Lightweight PVC Waders was developed in the UK, we've grown considerably to include a full range of premium fly fishing gear and technical apparel aimed at enhancing your fishing experience.

Inspiring Anglers To Fish
Since 1978

DID YOU KNOW...

Club members receive exclusive offers and discounts?

Shop online at
www.snowbee-usa.com

Snowbee

EST 1978



(626) 542-3810



support@snowbee-usa.com



<https://snowbee-usa.com>

Rods | Reels | Lines | Waders | Apparel | Accessories

FISHING

AMMO



REAGAN'S
Sporting Goods

HUNTING

ARCHERY

**963 N. Main Street
Bishop, CA 93514**

BISHOP, CALIFORNIA

**PH (760)872-3000
FAX (760) 872-8000**

SIERRA PACIFIC FISHING ADVENTURES *for 2023-2024*

SPFA Hosted-Trip Calendar 2023-2024

DATE	DURATION	DESTINATION	TARGET SPECIES / HATCH	SPOTS REMAINING
1/7-13	6 nights 5 days fishing	Argentina	Dorado	Full
1/14-21	7 nights 6 days fishing	Argentina	Rainbow, Brown, Brook	Full
6/14-23	6 days fishing with Days of cultural experience	Japan	Rainbows, Char, and Cherry Salmon	2 Spots
9/3-9	7 nights 6 days fishing	Bighorn River	Rainbow, Browns	10 Spots
9/9-15	7 nights 6 days fishing	Bighorn River	Rainbows, Browns	10 Spots

2024

1/13-20	7 nights 6 days fishing	Chile, Cinco Rios	Rainbows, Browns	10 Spots
6/4-11	7 nights 6 days fishing	Christmas Island	Bonefish, GTs	10 Spots

SPFA On The River Clinic Schedule 2023-2024

Casting Instruction, Call for lesson.

Lower Owens, Call for dates

Please contact, Joe Libeu 310-749-6771 or Kathy Kim 714-475-4529 for more information on Trips and Classes.

Please inquire about any of the trips listed above to:

Kathy Kim – 714.475.4529 | kimkathy@sbcglobal.net ❖ Joe Libeu – 310.749.6771 | fishlgf@ix.netcom.com



JUNKYARD SPEY



WWW.OLDMOEGUIDESERVICE.COM • 435-885-3342



**YOUR FLY FISHING DESTINATION
& RESORT OUTFITTER**

**FLY FISHING EXCURSIONS • CLASSES
PRIVATE INSTRUCTIONS**

(310) 749-6771

3901 Brayton Ave., • Long Beach, CA 90807 • www.spfadventures.com



hotel CURRENT

WAYNE NAGEL

Hotel Manager

d 562.597.1341 x401

f 562.597.5171

wayne@hotelcurrent.com

5325 e. pacific coast hwy
long beach, ca 90804

www.hotelcurrent.com