

Inside

- ❖ Fly of the Month: Otzinger Wing Adams
- ❖ Club Trips for 2023
- ❖ Three Month Calendar

Highlights

- Page 4: Venison Stag: our Annual Holiday Dinner
- Page 8: Northwestern Tournament Scores
- Page 12: Double Haul Ball Schedule

Target Talk

NEWSLETTER OF THE LONG BEACH CASTING CLUB, ESTABLISHED 1925

DECEMBER 2022

WWW.LONGBEACHCASTINGCLUB.ORG

Leader's Line...

Year-End Giving

BOB MAYFIELD, PRESIDENT

I wanted to give a brief snapshot to all the Club members of the financial health of the Club. We are a 501(c)(3) nonprofit, registered with the State of California. As such, any money we receive we put back into the goals of the Club, which are "Education, Fellowship, Scientific Angling and Conservation". About 85% of our yearly budget comes from the membership dues that you pay each year. The remainder comes from raffles, fundraising and direct donations. These generous donations allow us to make improvements and maintain the Clubhouse.

This year we have had some individuals step up with very generous gifts. These have helped us to get the Clubhouse back in shape, as we finally emerge from the pandemic.

Since the Clubhouse sat unused for nearly two years, there was some deferred maintenance we needed to attend to. We:

- ❖ Have repaired extensive termite damage.
- ❖ Plan to paint the exterior of the building.
- ❖ Have replaced the interior lighting in the Clubhouse.
- ❖ Installed a live feed camera on the Casting Pond.
- ❖ Replaced our fire/alarm hardware.
- ❖ Continue work on a new and interactive website.



© JOANN BOSOWSKI

With this said, I wanted to thank all of you who have given, whether that be monetarily, or of your time. As we near the end of the year, charitable donations peak, and I wanted to ask all of you to please keep the Club in mind for any year-end giving that you might be planning.

If you ever have any questions about any aspect of the Club's finances, we would like to be as transparent as possible. You can contact our Club Treasurer, Ed Alvarado, or me, Bob Mayfield. Our names and phone numbers are listed on Page Two of Target Talk each month; please

don't hesitate to call.

Again, thank you for an incredible year.

Club Trips for 2023

STEVE TIMM, 2ND VICE PRESIDENT

| TRIP DATE | TRIP & LEADER |
|----------------|---|
| January 12–15 | Lower Owens #1 w/J. Lincoln & D. Rivett; Pre-Trip Jan 7, 9:00 AM |
| February 9–12 | Lower Owens #2 w/J. Lincoln & D. Rivett; Pre-Trip February 4, 9:00 AM |
| March 9–12 | Lower Owens #3 w/J. Lincoln & D. Rivett; Pre-Trip March 4, 9:00 AM |
| March 15–17 | Pyramid Lake w/P. Nakamura; Pre-Trip TBD |
| April 30–May 5 | Green River w/John Lincoln Pre-Trip April 22, 9:00 am |
| May 7–12 | Green River w/Colin Kumabe Pre-Trip April 22, 9:00 am |
| May 14–19 | Green River w/Keith O'Donnell Pre-Trip April 22, 9:00 am |
| May 30–June 3 | Fall River w/Marc Bonvouloir Pre-Trip May 20, 9:00 am |

Trip locations, dates and pre-trips change, so monitor Target Talk or the Club's Web Calendar for the latest information. Deposits for trips which are "double occupancy", and require deposits in advance, are non-refundable. Should you cancel, your deposit will only be refunded if a Club member replaces you.

If you'd like to be a Streamkeeper and need help organizing a Club trip, let me know. Contact Steve Timm if you have suggestions for a trip or any questions at: srtimm@hotmail.com.



© JOANN BOSOWSKI

OFFICERS

PRESIDENT

BOB MAYFIELD
(714) 392-2211

1ST VICE PRESIDENT

MARC BONVOULOIR
(213) 369-9525

2ND VICE PRESIDENT

STEVE TIMM
(562)-243-0826

CO-CAPTAINS

MARK FLO: (562) 420-8121
TOM OLSON: (310) 809-0409

MEMBERSHIP SECRETARY

MARK ANGELO
(562) 450-8865

TREASURER

ED ALVARADO
(213) 440-4655

CORRESPONDING SECRETARY

BLAIR WILLIAMS
(310) 386-8813

FACILITIES & POND

STEVE JACKSON
(310)-729-2308

SENIOR DIRECTOR

COLIN KUMABE
(562) 221-9418

JUNIOR DIRECTOR

STEVE JONES
(562) 682-7920

TARGET TALK EDITOR

ROB PETERSON
(310) 963-2515

Fly Tying: We're Back in the Clubhouse!

WAYNE SAKAGUCHI, MEMBER

We are back in the Clubhouse giving fly tying classes after a long absence! Because of technical difficulties, we can not offer both televideo demos and live in-person instructions. But if you are registered for the classes, you will still receive our links to the video demos.

Scott Davidson, as usual, gave a great introduction for the students (approximately 20+). The following week, Dan Oliver demonstrated the Ant, the first fly in a series of 15. Attached is the Ant tied by:



MARK KOCSIS, IN-HOUSE STUDENT



JULIE HANADA OF BURIEN, WA (TELEVIDEO)

Recordings of LBCC Monthly Speakers

ROB PETERSON, TARGET TALK EDITOR

Last year, the Club began recording our monthly meeting presentations (see [February 2022 Target Talk](#), p. 17, for last year's presentations). Below is the info for this year.

Just click on one of the below links, and copy and paste the password at the prompt:

JANUARY: Steph Albano of [Finatical Flyfishing](#). Topic: "Global Guide Service for Women, Run by Women". Length: 37 minutes.

[Steph Albano Presentation Jan. 27, 2022](#)
Passcode: d9sE1*pn

FEBRUARY: Glenn Ueda, [So Cal Fishing Guide](#). Topic: "Planet Carp". Length: 110 minutes.

[Glenn Ueda Presentation February 24, 2022](#)
Passcode: 2C!.hWQ1

MARCH: Ernie Gulley, [Ernie Gulley Flyfishing](#). Topic: "Stillwater Tactics". Length: 81 minutes.

[Ernie Gulley Presentation March 31, 2022](#)
Passcode: Ri65p6%N

April-September speakers were not recorded.

OCTOBER: [Lance Egan](#), Topic: "Newfangled Nymphing". Length: 123 minutes (includes 37 minutes of October Monthly Meeting).

[Lance Egan Presentation October 27, 2022](#)
Passcode: i?hk7fd^

NOVEMBER: [Charlie Craven](#), Topic: Fly Tying Demonstration. Length: 126 minutes.

[Charlie Craven Presentation Nov. 17, 2022](#)
Passcode: C%uGCj33

The Venison Stag: Our Annual Holiday Dinner

MARC BONVOULOIR, 1ST VICE PRESIDENT

While it may not be the complete end to the pandemic, we have come a long way from the days of hiding in our houses and fretting over this illness. Most everyone I talk with says they are so **DONE** with this illness! Let's all get out and make this one of the very best social events in years! This year's dinner will be limited to 70 members!

It is time to start thinking about one of the Club's most enjoyable social events: **"The Venison Stag Holiday Dinner"**. We hope that you, your spouse,



partner or family members can join us on Saturday, December 3. This year's event will be at the Clubhouse.

To accommodate as many people as possible, you have a choice to eat in the Clubhouse or outdoors on the porch in the fresh air.

This is a wonderful opportunity to sit down to a tasty prime rib/turkey dinner with friends, before the hectic holiday season starts. We'll have holiday music and a social hour with hors d'oeuvres before dinner. It is a fun time to connect with old friends and make new ones. The ticket price is \$30. Please look for upcoming e-blasts with pricing and deadline info to reserve your spot. If you plan to come, you need to purchase your tickets in advance, so we can better plan the amount of food we will need to buy and prepare.

DATE AND TIMES: Saturday, December 3, with a social hour beginning at 6:00 pm, followed with dinner at 7:00 pm.



VENISON STAG RESERVATION



Saturday, December 3, 2022 ❖ Social Hour: 6:00 PM ❖ Dinner: 7:00 PM

Reservations are due by November 21

Name: _____

I will attend the Venison Stag on Saturday, December 3

I will bring _____ attendees. Total number _____ @ \$30.00 = _____ Total Enclosed: _____

Yes, I would like to help!

☐

Please call me at this telephone number

() _____ - _____ . (cut out and return to LBCC)

☐

I would like to eat outside in the fresh air under a tent.

MAKE CHECKS PAYABLE TO:
Long Beach Casting Club
AND MAIL TO THE ABOVE AT:

P.O. Box 90035

Long Beach, California 90809-0035

We appreciate those who volunteer to help with some aspect of the event, whether it is the decorating, kitchen work or cleaning. It takes an army to pull this off, and we could use your help. For new members, it is a way to get involved and meet new people. We will need the following volunteers:

SATURDAY, NOVEMBER 26TH AT 8:00 AM:

Steve Jackson will coordinate Clubhouse cleaning. We need a volunteer to coordinate holiday decorating. Please email me ASAP to help with this important task. We will also need help with washing all our dishes and silverware.


DECEMBER 1 9:00 AM: we will need help with last-minute decorating and table setting.

DECEMBER 3: the Club will need help with the meal preparation and will also need servers at the event. And lastly, we will need four or five people willing to stay after the dinner, for washing dishes and cleanup.

If you have any questions or wish to volunteer, you can email me at mrmlb21@gmail.com or call me at (213)369-9525.

To purchase tickets in advance please use the registration form included. Please make checks payable to 'The Long Beach Casting Club' and note 'Venison Stag' at the bottom of your check.

We look forward to having you at this wonderful event!



Exciting News!

The Long Beach Casting Club's Annual Venison Stag End of COVID Fun!

Saturday, December 3, 2022
Social Hour 6:00 PM
Dinner 7:00 PM

Save the Date!

In appreciation for the many years of support,

Bob Marriott's is pleased to give 2% of all Long Beach Casting Club member purchases back to the Club. This store credit can be used by the club for raffle prizes or toward other product purchases that will help enhance and benefit club activities. When purchasing from Bob Marriott's, please be sure to mention that you are a LBCC member to help ensure that a percentage of your sale goes back to the club.



Long Beach Casting Club

Pyramid Lake Ladder Fishing Trip

w/Rob Anderson & Pyramid Lake Fly Fishing Guide Service
March 15–17, 2023



Experience a Truly Unique Adventure!!!

DATES – Fishing three full days - Wednesday, March 15 through Friday, March 17. Arrive Tuesday, March 14 and depart Saturday, March 18.

GUIDE ASSISTANCE – Provided by Rob Anderson and two guides from Pyramid Lake Fly Fishing Guide Service (PLFFGS). Website: www.pyramidlakeflyfishing.com. Phone: **775-742-1754**

COST – **\$510.00** based on 10 participants with 3 guides, but may be higher or lower if we do not get 10 commitments (12 maximum). This includes light breakfast, hot lunch, drinks on fishing days and guide assistance.

LODGING PLANS – Hotel in Sparks, NV – Western Village Inn & Casino, **800-648-1170**. We won't book enough rooms to secure a block of rooms. Please call them directly, ASAP, to get best prices as they will go up. Option, stay at Pyramid Lodge in Sutcliffe, NV, **775-476-0400**. Call them to get availability and pricing.

WHAT YOU ARE RESPONSIBLE FOR – Your Transportation, Hotel, Meals (other than breakfast and lunch on fishing days at the lake) Guide tips, Fishing Permit (from Piute Indian Tribe).

FISHING GEAR – Rods/Reels: 9' - 8 or 9 wt. or 11' Switch Rod with floating line for indicator fishing or fast sinking or shooting head line for stripping. Tackle – Flies, adjustable indicators, 10-15# leader/tippets. Check their website for latest info. PLFFGS will provide the ladders.

MORE INFO:

- Deposit of **\$255.00** due ASAP after signing up.
- **Final payment of \$255.00** due no later than January 15, 2022. Make checks payable to the 'Long Beach Casting Club', and send to LBCC, PO Box 90035, Long Beach CA 90809.
- Contact Paul Nakamura for details and to get on the Trip List at pnaka1946@gmail.com or **310-487-3367**.
- A Zoom meeting will be planned with Rob to get you acquainted with fly fishing at Pyramid Lake. Tentative date will be in November after we get a Club distribution developed.
- A Pre-Trip Meeting will be scheduled prior to the trip and more details will be sent to members who have signed up.

Back to Crowley!

STEVE TIMM, 2ND VICE PRESIDENT

The Long Beach Casting Club has done trips to Crowley Lake in the past, and we have run into some bad weather, so the trips were discontinued. This year, we decided to return to Crowley, but move the trip up a bit earlier in the fall to get better weather. The trick for Crowley is to go late enough that the water has cooled, the algae has subsided, and fishing is better, but not so late as to get the high winds and winter storms.

The trip was held from October 5 through October 9, and the weather was perfect. The fearsome Crowley winds did not show up. We had entire days of complete calm, which is unusual, since there are normally winds in at least the afternoon. The other days we had minimal winds below 15 mph. I heard from others on the beach that they had calm mornings the week before, but the float tubes were blown off the water by about 2:00 pm; we missed that.

One of the several calm days:



The water was a little warm, thanks to the hot spell we had with about 10 days near 100 in September. That may be what made the fish finicky, and the bite was inconsistent. Those who hired guides, and some on their own, caught up to 10 fish a day, but there were days when people got skunked. It was peculiar because one day a person would catch 10, the next day zero, but on the day of the zero some other person in our group would catch 10. We were all fishing in the same area and using the same flies, so

the swings in the numbers were surprising. We never did figure out why.

We caught some beautiful Cutthroats:



There also were some fatties caught:



People just having fun:



"Back to Crowley!" ...Continues on page 9

2022 Northwestern Tournament Results

Trout Fly

| A Casters | Score (CO) |
|------------------|------------|
| 1 Henry Mittel | 98 |
| 2 Glen Ozawa | 96 (97) |
| 3 Zach Wohl | 96 (91) |
| 4 John Thiele | 95 |
| 5 Vince Goehner | 94 |
| 5 J.B. Walker | 94 |
| 5 Ralph Hardin | 94 |
| 8 Colin Kumabe | 92 |
| 9 Tony Ramirez | 88 |
| 9 Ken Deleray | 88 |
| 9 Mark Tsunawaki | 88 |
| 12 Mark Flo | 87 |
| 13 Pam Peters | 85 |

| B Casters | Score |
|--------------------|--------|
| 1 Donna O'Sullivan | 94 |
| 2 Elaine Gong | 90 (1) |
| 3 Alice Gillibert | 90 (0) |
| 4 Charles Wohl | 86 |

| C Casters | Score |
|---------------|-------|
| 1 Jon Bianchi | 90 |

Bass Bug

| A Casters | Score (CO) |
|-------------------|------------|
| 1 Henry Mittel | 97 |
| 2 Glen Ozawa | 96 |
| 3 J.B. Walker | 95 (94) |
| 4 Ralph Hardin | 95 (91) |
| 5 Colin Kumabe | 93 |
| 6 Glen Nagumo | 92 |
| 7 John Thiele | 91 |
| 8 Zach Wohl | 90 |
| 8 Vince Goehner | 90 |
| 10 Tony Ramirez | 89 |
| 11 Pam Peters | 88 |
| 12 Mark Tsunawaki | 87 |
| 13 Nicole Balbas | 83 |

| B Casters | Score |
|--------------------|-------|
| 1 Elaine Gong | 90 |
| 2 Donna O'Sullivan | 88 |
| 3 Alice Gillibert | 87 |
| 4 Mark Flo | 85 |
| 4 Charles Wohl | 85 |

| C Casters | Score |
|---------------|-------|
| 1 Jon Bianchi | 86 |

1/4 oz. Plug Accuracy

| A Casters | Score |
|------------------|-------|
| 1 Henry Mittel | 93 |
| 2 Pam Peters | 92 |
| 3 Tony Ramirez | 90 |
| 4 Glen Nagumo | 89 |
| 5 Mark Tsunawaki | 88 |
| 6 Ralph Hardin | 86 |
| 7 Colin Kumabe | 85 |
| 8 Nicole Balbas | 84 |

| B Casters | Score (CO) |
|-------------------|------------|
| 1 Lauren Kozicki | 87 (87) |
| 2 Mark Flo | 87 (83) |
| 3 Alice Gillibert | 85 (1) |
| 4 Elaine Gong | 85 (0) |
| 5 Zach Wohl | 84 |

| C Casters | Score |
|--------------------|-------|
| 1 Vince Goehner | 86 |
| 2 Tom Key | 82 |
| 3 Donna O'Sullivan | 81 |

Open Plug Accuracy

| A Casters | Score (CO) |
|------------------|------------|
| 1 Henry Mittel | 97 (99) |
| 2 Ralph Hardin | 97 (87) |
| 3 Mark Tsunawaki | 96 |
| 4 Glen Nagumo | 89 |
| 5 Colin Kumabe | 88 |
| 6 Pam Peters | 85 |
| 7 Tony Ramirez | 84 |

| B Casters | Score |
|--------------------|-------|
| 1 Nicole Balbas | 88 |
| 2 Mark Flo | 86 |
| 3 Alice Gillibert | 85 |
| 4 Lauren Kozicki | 84 |
| 4 Zach Wohl | 84 |
| 4 Elaine Gong | 84 |
| 7 Donna O'Sullivan | 82 |

| C Casters | Score |
|-----------------|-------|
| 1 Tom Key | 86 |
| 2 Vince Goehner | 82 |

Angler's Fly Distance

| A Casters | Feet (2nd) |
|-----------------|------------|
| 1 Henry Mittel | 145 |
| 2 Glen Nagumo | 131 (127) |
| 3 Zach Wohl | 131 (125) |
| 4 Mark Flo | 122 |
| 5 Colin Kumabe | 119 |
| 6 Ralph Hardin | 114 |
| 6 Vince Goehner | 114 |
| 8 Pam Peters | 100 |

| B Casters | Feet |
|--------------------|------|
| 1 Donna O'Sullivan | 100 |

| C Casters | Feet |
|-------------------|------|
| 1 Jon Bianchi | 125 |
| 2 Chad Kumabe | 120 |
| 3 Tony Ramirez | 109 |
| 4 Alice Gillibert | 93 |
| 5 Elaine Gong | 90 |

1/4 oz. Plug Distance

| A Casters | Feet |
|----------------|------|
| 1 Henry Mittel | 224 |
| 2 Ralph Hardin | 181 |
| 3 Colin Kumabe | 176 |
| 4 Pam Peters | 153 |

| B Casters | Feet |
|-------------|------|
| 1 Mark Flo | 166 |
| 2 Zach Wohl | 135 |

| C Casters | Feet |
|--------------------|------|
| 1 Alice Gillibert | 136 |
| 2 Elaine Gong | 113 |
| 3 Donna O'Sullivan | 102 |

Events from Fly Casting World Championships

ICSF Seatrout Distance

| A Casters | Meters |
|-----------------|-----------|
| 1 Henry Mittel | 44.0 |
| 2 Chris Korich | 37.5 |
| 3 Vince Goehner | 35.0 (31) |
| 4 Pam Peters | 30.0 (30) |

| C Casters | Meters |
|--------------------|-----------|
| 1 Ralph Hardin | 29.5 |
| 2 Steve Morikawa | 29.0 (28) |
| 3 Jon Bianchi | 29.0 (27) |
| 4 Tony Ramirez | 28.5 |
| 5 Colin Kumabe | 28.0 |
| 6 Donna O'Sullivan | 27.0 |
| 7 Alice Gillibert | 20.0 |

ICSF Trout Distance (5wt)

| A Casters | Meters |
|-----------------|-------------|
| 1 Henry Mittel | 35.5 (36.0) |
| 2 Vince Goehner | 32.5 (30.0) |
| 3 Chris Korich | 30.0 |
| 4 Pam Peters | 24.0 |

| C Casters | Meters |
|--------------------|-------------|
| 1 Ralph Hardin | 27.5 |
| 2 Tony Ramirez | 22.5 |
| 3 Steve Morikawa | 21.5 (21.5) |
| 4 Donna O'Sullivan | 21.5 (21) |
| 5 Colin Kumabe | 21.5 (19.5) |

ICSF Trout Accuracy

| A Casters | Points |
|----------------|-----------|
| 1 Glen Ozawa | 76 |
| 2 Henry Mittel | 68 (4:47) |
| 2 Chris Korich | 68 (4:59) |
| 4 Pam Peters | 60 |
| 5 John Thiele | 58 |
| 6 Ralph Hardin | 34 |
| 7 Tony Ramirez | 30 |

| C Casters | Points |
|--------------------|--------|
| 1 Vince Goehner | 52 |
| 2 Colin Kumabe | 46 |
| 3 Jon Bianchi | 37 |
| 4 Alice Gillibert | 36 |
| 5 Mark Flo | 34 |
| 5 Elaine Gong | 34 |
| 7 Donna O'Sullivan | 27 |
| 7 Glen Nagumo | 27 |

ICSF BigFly Accuracy

| A Casters | Points |
|----------------|--------|
| 1 Chris Korich | 42 |
| 2 Ralph Hardin | 30 |
| 3 Glen Ozawa | 29 |
| 4 Henry Mittel | 28 |
| 5 John Thiele | 25 |
| 6 Pam Peters | 21 |

| C Casters | Points |
|--------------------|-----------|
| 1 Colin Kumabe | 27 (4:15) |
| 1 Vince Goehner | 27 (5:00) |
| 3 Mark Flo | 25 |
| 4 Donna O'Sullivan | 20 |
| 5 Alice Gillibert | 17 |
| 6 Elaine Gong | 15 |
| 7 Glen Nagumo | 12 |

Dry Fly Accuracy

| A Casters | Score (CO) |
|-------------------|------------|
| 1 Glen Ozawa | 100 (99) |
| 2 Chris Korich | 100 (98) |
| 3 Henry Mittel | 98 (100) |
| 4 Pam Peters | 98 (97) |
| 5 Zach Wohl | 97 |
| 5 J.B. Walker | 97 |
| 7 Colin Kumabe | 95 |
| 8 Vince Goehner | 94 |
| 8 Glen Nagumo | 94 |
| 10 Tony Ramirez | 92 |
| 10 Ralph Hardin | 92 |
| 10 John Thiele | 92 |
| 13 Mark Tsunawaki | 90 |
| 14 Mark Flo | 89 |
| 15 Ken Deleray | 88 |

| B Casters | Score (CO) |
|--------------------|------------|
| 1 Elaine Gong | 91 |
| 1 Charles Wohl | 91 |
| 3 Alice Gillibert | 88 (91) |
| 4 Donna O'Sullivan | 88 (88) |

| C Casters | Score |
|----------------|-------|
| 1 Jon Bianchi | 93 |
| 2 Julie Hamada | 82 |

Wet Fly

| A Casters | Score |
|-------------------|-------|
| 1 Chris Korich | 99 |
| 2 Henry Mittel | 98 |
| 3 Glen Ozawa | 97 |
| 4 Zach Wohl | 96 |
| 4 Ralph Hardin | 96 |
| 4 Mark Flo | 96 |
| 4 John Thiele | 96 |
| 8 Pam Peters | 95 |
| 9 Glen Nagumo | 94 |
| 10 Mark Tsunawaki | 93 |
| 11 Tony Ramirez | 92 |
| 11 Colin Kumabe | 92 |
| 13 Vince Goehner | 90 |

| B Casters | Score |
|--------------------|-------|
| 1 Donna O'Sullivan | 94 |
| 2 Elaine Gong | 92 |
| 3 Charles Wohl | 91 |
| 4 Alice Gillibert | 86 |

| C Casters | Score |
|---------------|-------|
| 1 Jon Bianchi | 82 |

3/8 oz. Plug Accuracy

| A Casters | Score (CO) |
|------------------|------------|
| 1 Henry Mittel | 95 |
| 2 Pam Peters | 91 |
| 3 Tony Ramirez | 88 (92) |
| 4 Chris Korich | 88 (91) |
| 5 Mark Tsunawaki | 88 (89) |
| 6 Ralph Hardin | 87 |
| 7 Glen Nagumo | 86 |
| 8 Colin Kumabe | 85 |

| B Casters | Score |
|-------------------|-------|
| 1 Mark Flo | 86 |
| 2 Elaine Gong | 85 |
| 3 Alice Gillibert | 82 |

| C Casters | Score |
|--------------------|-------|
| 1 Vince Goehner | 86 |
| 2 Tom Key | 84 |
| 3 Donna O'Sullivan | 81 |

5/8 oz. Plug Accuracy

| A Casters | Score (CO) |
|------------------|------------|
| 1 Chris Korich | 99 |
| 2 Henry Mittel | 98 |
| 3 Ralph Hardin | 90 (94) |
| 4 Glen Nagumo | 90 (91) |
| 5 Pam Peters | 89 |
| 6 Tony Ramirez | 88 |
| 7 Mark Tsunawaki | 87 |
| 8 Colin Kumabe | 86 |

| B Casters | Score |
|-------------------|-------|
| 1 Mark Flo | 89 |
| 2 Elaine Gong | 83 |
| 3 Alice Gillibert | 82 |

| C Casters | Score |
|--------------------|-------|
| 1 Tom Key | 81 |
| 2 Donna O'Sullivan | 80 |

Saturday Accuracy
Silver Bee (earned with 370 or more points in the four accuracy events):
Henry Mittel and Ralph Hardin

Sunday Accuracy
Silver Bee (earned with 378 or more points in the four accuracy events):
Henry Mittel and Chris Korich

Gold Bee (earned with Silver Bee on Saturday AND Sunday):
Henry Mittel

All-Distance Combination

| Caster | Comb | AFD | 1/4 D |
|-------------------|------|-----|-------|
| 1 Henry Mittel | 369 | 145 | 224 |
| 2 Ralph Hardin | 295 | 114 | 181 |
| 3 Colin Kumabe | 295 | 119 | 176 |
| 4 Mark Flo | 288 | 122 | 166 |
| 5 Zach Wohl | 266 | 131 | 135 |
| 6 Pam Peters | 253 | 100 | 153 |
| 7 Alice Gillibert | 229 | 93 | 136 |
| 8 Elaine Gong | 203 | 90 | 113 |
| 9 D. O'Sullivan | 202 | 100 | 102 |

All Fly Accuracy

| Caster | Comb | TF | BB | DF | WF |
|--------------------|------|----|----|-----|----|
| 1 Henry Mittel | 391 | 98 | 97 | 98 | 98 |
| 2 Glen Ozawa | 389 | 96 | 96 | 100 | 97 |
| 3 Zach Wohl | 379 | 96 | 90 | 97 | 96 |
| 4 Ralph Hardin | 377 | 94 | 95 | 92 | 96 |
| 5 John Thiele | 374 | 95 | 91 | 92 | 96 |
| 6 Colin Kumabe | 372 | 92 | 93 | 95 | 92 |
| 7 Vince Goehner | 368 | 94 | 90 | 94 | 90 |
| 8 Pam Peters | 366 | 85 | 88 | 98 | 95 |
| 9 Donna O'Sullivan | 364 | 94 | 88 | 88 | 94 |
| 10 Elaine Gong | 363 | 90 | 90 | 91 | 92 |
| 11 Tony Ramirez | 361 | 88 | 89 | 92 | 92 |
| 12 Mark Tsunawaki | 358 | 88 | 87 | 90 | 93 |
| 13 Mark Flo | 357 | 87 | 85 | 89 | 96 |
| 14 Charles Wohl | 353 | 86 | 85 | 91 | 91 |
| 15 Jon Bianchi | 351 | 90 | 86 | 93 | 82 |
| 15 Alice Gillibert | 351 | 90 | 87 | 88 | 86 |

All-Plug Accuracy

| Caster | Comb | 1/4 | Open | 3/8 | 5/8 |
|---------------------|------|-----|------|-----|-----|
| 1 Henry Mittel | 383 | 93 | 97 | 95 | 98 |
| 2 Ralph Hardin | 360 | 86 | 97 | 87 | 90 |
| 3 Mark Tsunawaki | 359 | 88 | 96 | 88 | 87 |
| 4 Pam Peters | 357 | 92 | 85 | 91 | 89 |
| 5 Glen Nagumo | 354 | 89 | 89 | 86 | 90 |
| 6 Tony Ramirez | 350 | 90 | 84 | 88 | 88 |
| 7 Mark Flo | 348 | 87 | 86 | 86 | 89 |
| 8 Colin Kumabe | 344 | 85 | 88 | 85 | 86 |
| 9 Elaine Gong | 337 | 85 | 84 | 85 | 83 |
| 10 Alice Gillibert | 334 | 85 | 85 | 82 | 82 |
| 11 Tom Key | 333 | 82 | 86 | 84 | 81 |
| 12 Donna O'Sullivan | 324 | 81 | 82 | 81 | 80 |

All Accuracy

| CASTER | COMB | TF | BB | 1/4A | OPEN | DF | WF | 3/8A | 5/8A |
|--------------------|------|----|----|------|------|----|----|------|------|
| 1 Henry Mittel | 774 | 98 | 97 | 93 | 97 | 98 | 98 | 95 | 98 |
| 2 Ralph Hardin | 737 | 94 | 95 | 86 | 97 | 92 | 96 | 87 | 90 |
| 3 Pam Peters | 723 | 85 | 88 | 92 | 85 | 98 | 95 | 91 | 89 |
| 4 M. Tsunawaki | 717 | 88 | 87 | 88 | 96 | 90 | 93 | 88 | 87 |
| 5 Colin Kumabe | 716 | 92 | 93 | 85 | 88 | 95 | 92 | 85 | 86 |
| 6 Tony Ramirez | 711 | 88 | 89 | 90 | 84 | 92 | 92 | 88 | 88 |
| 7 Mark Flo | 705 | 87 | 85 | 87 | 86 | 89 | 96 | 86 | 89 |
| 8 Elaine Gong | 700 | 90 | 90 | 85 | 84 | 91 | 92 | 85 | 83 |
| 9 D. O'Sullivan | 688 | 94 | 88 | 81 | 82 | 88 | 94 | 81 | 80 |
| 10 Alice Gillibert | 685 | 90 | 87 | 85 | 85 | 88 | 86 | 82 | 82 |



All-Around

| CASTER | AA | TF | BB | 1/4A | OPEN | AFD | 1/4D | DF | WF | 3/8A | 5/8A |
|-------------------|----|----|----|------|------|-----|------|----|----|------|------|
| 1 Henry Mittel | 10 | 1 | 1 | 1 | 1 | 1 | 1 | 1 | 1 | 1 | 1 |
| 2 Ralph Hardin | 26 | 2 | 2 | 4 | 1 | 4 | 2 | 4 | 2 | 3 | 2 |
| 3 Colin Kumabe | 40 | 4 | 3 | 5 | 3 | 3 | 3 | 3 | 6 | 5 | 5 |
| 3 Pam Peters | 40 | 8 | 5 | 2 | 5 | 5 | 5 | 1 | 4 | 2 | 3 |
| 5 Mark Flo | 43 | 7 | 8 | 3 | 4 | 2 | 4 | 6 | 2 | 4 | 3 |
| 6 Elaine Gong | 58 | 5 | 4 | 5 | 7 | 8 | 7 | 5 | 6 | 5 | 6 |
| 7 Alice Gillibert | 64 | 5 | 7 | 5 | 5 | 7 | 6 | 7 | 8 | 7 | 7 |
| 7 D. O'Sullivan | 64 | 2 | 5 | 8 | 8 | 5 | 8 | 7 | 5 | 8 | 8 |

GOLDEN SAILS

LB — HOTEL — CA



SET SAIL FOR COMFORT & CONVENIENCE

- On-site fitness center
- Complimentary Wi-Fi
- 24-hour business center
- Outdoor year-round heated pool
- Oversized spa
- Spacious courtyard with gazebo, ideal for weddings
- On-site vending machines
- Coin-operated laundry
- ATM machine
- Complimentary USA newspapers in the lobby
- 173 guest rooms featuring:
 - Work desk
 - 32 inch flat-screen TV
 - Microwave
 - AM/FM alarm clock radio
 - Mini refrigerator
 - Single cup Haus Maid coffee maker
 - Ironing board
 - Hairdryer
 - Aquamer Institute Swiss® bath amenities
 - Air conditioning

GOLDEN SAILS HOTEL

6285 E. Pacific Coast Highway, Long Beach, CA 90803 | (562) 596-1631 | goldensailshotel.com

"Back to Crowley!" ...continued from page 7

I also have to give out some honorable mentions:

- ❖ Kaz gets the Diehard Award. He got stuck in traffic on the way up, so instead of getting to fish the whole afternoon the first day, he started about 4:00 pm and fished until dark. He got back after dark and missed dinner.
- ❖ Colin gets the Superb Driver Award, for driving a full-size quad-cab pickup through the concrete zigzag barriers that stop trailers from getting to the beaches. I had enough trouble just getting my 4Runner through.
- ❖ Nobu gets the Rookie Award, for catching multiple big ones on the first day. On the first fish, he thought he would just yank it into the boat. But Crowley fish don't yank, and that one got away. However, he landed several nice ones after that.

Overall this trip went fairly well. No guarantees of fish, but the ones that were caught were nice ones.

2023 LBCC Open Spey Tournament

TOM OLSON, CO-CAPTAIN

The Long Beach Casting Club is proud to host the 5th Annual Spey Casting Tournament on January 21 and 22, 2023 at the LBCC Pond.

It's a friendly competition; we cheer for each other, beginners to experts, Skagit to Long Belly.

NOTE: A group of Spey casters meets Saturday mornings 8:00-12:00 for Club Spey Casts. On occasional Saturdays, we'll set up the buoy line we use for the tournament and teaching anyone who wants to learn. We hope you can join us.

Email Tom Olson at lbccspeytournament@gmail.com for more information.



SAVE THE DATE

5th Annual LBCC SPEY CASTING TOURNAMENT

January 21st & 22nd, 2023 at Long Beach Casting Club

WHAT: The 5th Annual LBCC Spey Casting Tournament
WHO: Open to All — Beginners to Expert — Skagit to Long Belly
WHY: Improve your casting (and fishing!) — Learn from among the best!

Vendors: to be announced...

Contact Tom Olson via email: lbccspeytournament@gmail.com

Join us for a friendly competition!

Double Haul Ball Schedule

LONG BEACH CASTING CLUB
Saturday, December 10th, 2022

9:00 am – 4:00 pm

PANEL DISCUSSIONS

PLEASE NOTE – Most time slots have two panels as we have a lot of information to give. Many panel topics will repeat so you should be able to see everything.

Panel 1

9:15–10 am **BAJA ON FOOT** - guide Jeff Solis

Panel 1A

9:15 – 10 a.m. **OUTFITTING YOUR KAYAK**

Hobie Pro / Jim Salazar

Panel 2

10:15–11 am **FLY FISHING THE BEACH**

Paul Cronin, Lee Baermann, Kesley Gallagher, Lino Jubilado, Mike Peters

Panel 2A

10:15–11 am **BAJA ADVENTURES** - Gary Bulla

Panel 3

11:15–12 p.m. **CAPTAIN'S GUIDE CORNER**

Conway Bowman, Vaughn Podmore, Bill Matthews

Panel 3A

11:15 – 12 pm **FLY FISHING THE BEACH**

Tyler Vanosdell, Jon Nakano, Michelle Bowman, Casey Cloud

LUNCH - 12pm -1pm

Panel 4

1–1:45 pm **FISH DEMO**

Chef Colin Sako (Izakaya by Katsu-ya)

Panel 4A

1–1:45 pm **LOCAL SIX-PACK ISLAND CHARTERS**

Michael Schweit

Panel 5

2–2:45 pm **OUTFITTING YOUR KAYAK**

Jim Salazar / Hobie Pro

Panel 5A

2–2:45 pm **CAPTAIN'S GUIDE CORNER**

Conway Bowman, Alex Cady, Dustin Sergent

Panel 6

3–3:45 pm **TAKING PICS WITH YOUR SMART PHONE**

Al Q

Panel 6A

1–4pm **WHY KNOT?** Knots, leaders & loops

Colin Waters

CASTING INSTRUCTION/DEMOS: POND

9:30 am **Double Haulin' at the Double Haul Ball**

John Van Derhoof

Master Certified Casting Instructor John Van Derhoof will walk folks through the “hows and whys” of the Double Haul.

10:30 am **Casting Problems and Their Solutions**

Michael Maloney

If you've ever had a casting problem Michael can help you with your casting.

11:30 am **Shooting Head** - Bob Middo

Master Certified Casting Instructor Bob Middo will discuss and demonstrate how to cast a shooting head for surf and boat angling.

1:30 pm **Loop Control** - Joe Libeu

Joe Libeu, a FFI Master Casting Instructor and CBOGE, will cover what loops should look like, how to get different loop sizes and fixes for loop errors.

2:30 p.m. **Quick Cast** - Jim Solomon

Jim, a Master Casting Instructor, discusses and demonstrates how to prepare for that first cast to a flat's fish while wading or from a boat.

Individual casting lessons will be available throughout the day by Certified Casting Instructors from the Southwest Council and are available for \$1.00/minute with a 20 minute minimum lesson and they come with a **MONEY BACK GUARANTEE!**

FLY TYING DEMOS & PATTERNS 9-4pm

| | | |
|-----------------|----------------|---------------|
| Steve Fernandez | Gary Scott | Lino Jubilado |
| Paul Cronin | Vaughn Podmore | Dave Valadez |
| Mike Centofani | Jim Solomon | Kevin Green |
| John Hansen | Lee Baerman | |

EDUCATIONAL TABLES 9 a.m.-4 p.m.

RIPTIDE RENDEZVOUS Surf Fishing Event-John Loo

SOUTHWEST COUNCIL YOUTH PROGRAM - Carl Crawford

MAYFLY PROJECT-Jane Miller / Analiza Del Rosario

AMERICAN MUSEUM OF FLYFISHING-Jason Scott

THE DOUBLE HAUL BALL

\$25 admission
includes lunch!

Kids under 16 yrs
get in FREE

FLY TYING | FLY CASTING | SEMINARS | GEAR | TUTORIALS

Long Beach Casting Club

SAVE THE DATE: **Saturday, 12/10/22**, 9am to 4pm

for directions please visit: longbeachcastingclub.org



The Double Haul Ball is an educational all day event designed to promote and teach the basics of saltwater fly fishing.

Net proceeds from this event will be donated to Youth Programs: Southwest Council FFI Youth Program & The MayFly Project.



love2flyfishmedia.bigcartel.com



THE MAYFLY PROJECT



**FLY FISHERS
INTERNATIONAL
Southwest Council**

www.swcffi.org/dhb


A Love2FlyFish Media | Southwest Council FFI Educational Series

Club Member Photos

JACK BARBER, MEMBER



A KEVIN GREEN SURF PERCH



STEVE JACKSON WITH TRINITY RIVER STEELHEAD

TREASURE ISLAND HOMESTEAD

Vacation Rental on the upper North Platte River

Book Direct at:
TreasureIslandHomestead.com

GPS: 41.3324, -106.7293
Saratoga, WY
(307) 228-4119
info@TreasureIslandHomestead.com



Long Beach Casting Club New Members

MARK ANGELO,
MEMBERSHIP SECRETARY

The Board of Directors approved these new members at the last Board meeting:

- ❖ John Swanson of Anaheim, CA
- ❖ Robin Arakaki of Gardena, CA
- ❖ Ryan Moritz of Long Beach, CA
- ❖ Mark Kocsis of Long Beach, CA
- ❖ Ron Oki of Torrance, CA
- ❖ Anissa Iseda of Seal Beach, CA
- ❖ Donald Smith of Long Beach, CA
- ❖ Richard Zorich of Lomita, CA
- ❖ Paul Hayashi of Redondo Beach, CA

Please greet and welcome all our new members at the Club's next monthly meeting. Here's wishing them a lifetime of healthy hatches and tight lines.

Members: if you see visitors at Club meetings, let's make them feel welcome and inform them of the activities we have to offer!

FEBRUARY 04. 2023
BISHOP, CALIFORNIA



FLY OR SPIN FOR THE WIN



Fighting Fish Part Two: How Much Pressure?

COLIN KUMABE, PAST PRESIDENT

Everyone wonders how hard to pull on the rod while fighting the fish. The answer is simple: you can pull as hard as your tippet will hold the fish.

If your leader, fly line and tippet are tied properly, your tippet is the weakest link. However, when unlucky, we hook a soft part of the fish's mouth, and the hook may slice it. So let's focus on the tippet.

You know the strength of the tippet you are using. But you need to practice pulling on the rod to find its maximum capacity.

To test the capacity of the tippet, I tied 7x or 3-lb. tippet to a swivel and a gallon jug of water (a gallon weighs 8.3 pounds). I tied the other end of the tippet to my 6-weight fly line and rod. I pulled slowly and so hard that I was afraid I'd break my 6-weight fly rod!

I stopped the test, then retied the tippet to a large hook and easily broke the tippet. Remember how hard you pulled on the rod.

Why not pull so hard that you nearly break the tippet?

- ❖ Your tippet may already be weakened from rubbing against the fish's teeth, or slightly frayed by rubbing on the rocks, boat or tree.
- ❖ The angler must rely on experience to know when pulling the maximum is valuable to prevent the fish from entering very fast current, or to stop a fish from going under a submerged tree, branch, or rock (more on this subject in future articles).
- ❖ Very small hook sizes (for example, #22) bend with little pressure.

Pulling hard significantly reduces the likelihood of allowing slack in the fly line, leader, and tippet. Lefty Kreh* uses the phrase "slack to snap" in reference to

breaking the tippet with little force, but sudden load. Recall, breaking the tippet with sudden loading is much easier than when load is slowly applied.

The lesson learned is to avoid slack, to prevent the tippet from snapping. Slack to snap commonly occurs when the fish hits the water after jumping. As anglers, we are helpless when the fish jumps, and need to "bow to the fish" by lowering the rod to reduce tension and the likelihood of snapping the tippet.

If you'd like to test this with me, send me a message at ctkumabe@gmail.com. Let's meet at the Pond for the above test...plus practice casting. Good casts result in more fish to fight...hard. See you at the Pond!

***Reference:** [Fly Fishing in Salt Water, Lefty Kreh, Crown Publishers, 1974](#), pp. 117-130.

15% Discount from Aventik

PAUL BURGNER, MEMBER

Chao Hang of Aventik is offering LBCC members a **15% discount** on the below products. Go to the club page and click on "Sponsors", then "Aventik". The Aventik (Amazon) page will come up. Type the ASIN # in the search area (example: ASIN B079NBK9L4). The product will come up. **Or: just click on the item description below.**

Use code **A47USU9E** for the discount. The list and code change monthly, so keep watching here.

ITEMS FOR THIS MONTH:

- ❖ [Aluminum Fishing Box ASIN: B08XNBJJ49](#)
- ❖ [Fly Line Backing ASIN: B076DSSGT5](#)
- ❖ [3-D Living Fish Eyes ASIN: B07B3GDDRV](#)
- ❖ [50 pc Tungsten Beads ASIN: B07Y9KPMRX](#)
- ❖ [75 pc Fly Propellers ASIN: B078HC2SW1](#)

Fly of the Month: Otzinger Wing Adams

JOHN VAN DERHOOF, PAST PREZ

Over the last couple of years there has been a lot of interest in Wally Wings and other “realistic” attempts to apply winging to dry flies. Though cute, many are poor imitations of trout food unless you are imitating butterflies and moths. Yes, they are a potential food source, but more by happenstance than a regular occurrence. So let’s take a look at the Otzinger Wing.

As far as I can tell, no one and I mean **no one** tied anything like this prior to the mid-1980s. Then, along came Eric Otzinger. Eric was one of the finest technical tiers I have ever seen, and I have seen quite a few. He was also a true innovator and a master of dying feathers and materials. Eric grew up in Glendora and was self-taught. Many of you who have been around for a long time might remember Eric when he worked for several years at Marriott’s Fly Fishing Store.

Many of the flies he tied ended up being showcased at the regional fly fishing shows that were a highlight of the ‘80s and early ‘90s. The Otzinger Wing (as I and others are calling it) was developed as a simple and effective means of tying a visually realistic mayfly wing, without adding bulk and wind resistance to the pattern. One of the major drawbacks to the Wally Wing is its tendency to propeller while casting. This twists your leader and tippet, making fishing it almost impossible. Also, most people use softer duck and similar types of feathers that absorb water and sink quickly. Finally, they are opaque and occupy a lot of space on the fly, making them less than natural. You guessed it, I am not a fan.

While it might take a couple of tries to get the knack, the technique is pretty simple and using the Adams is a good start. One quick note: if you have a lot of high quality hackle the barb length may not be long enough for flies larger than size 14. New necks are almost too good! Older dry fly necks with longer barbs are in order for this wing.

So pick out your favorite mayflies that you use for imitation and tie a few up with the Otzinger Wing. At the very least you will have a great-looking fly that will dazzle your friends. Once you’re brave enough to fish one I think you’ll find it is a great fishing pattern.

MATERIALS FOR TYING THE OTZINGER WING ADAMS

Hook: Any standard dry fly hook; #14–20
 Thread: Veevus 12/0; black
 Tail: Coq d’Leon (CdL) barbs; split, dark Pardo
 Body: Super Fine dubbing; Adams gray
 Wing: Grizzly rooster hackle feather
 Hackle: Mixed; brown and grizzly
 Thorax: Super Fine dubbing; Adams gray or darker
 Head: Thread



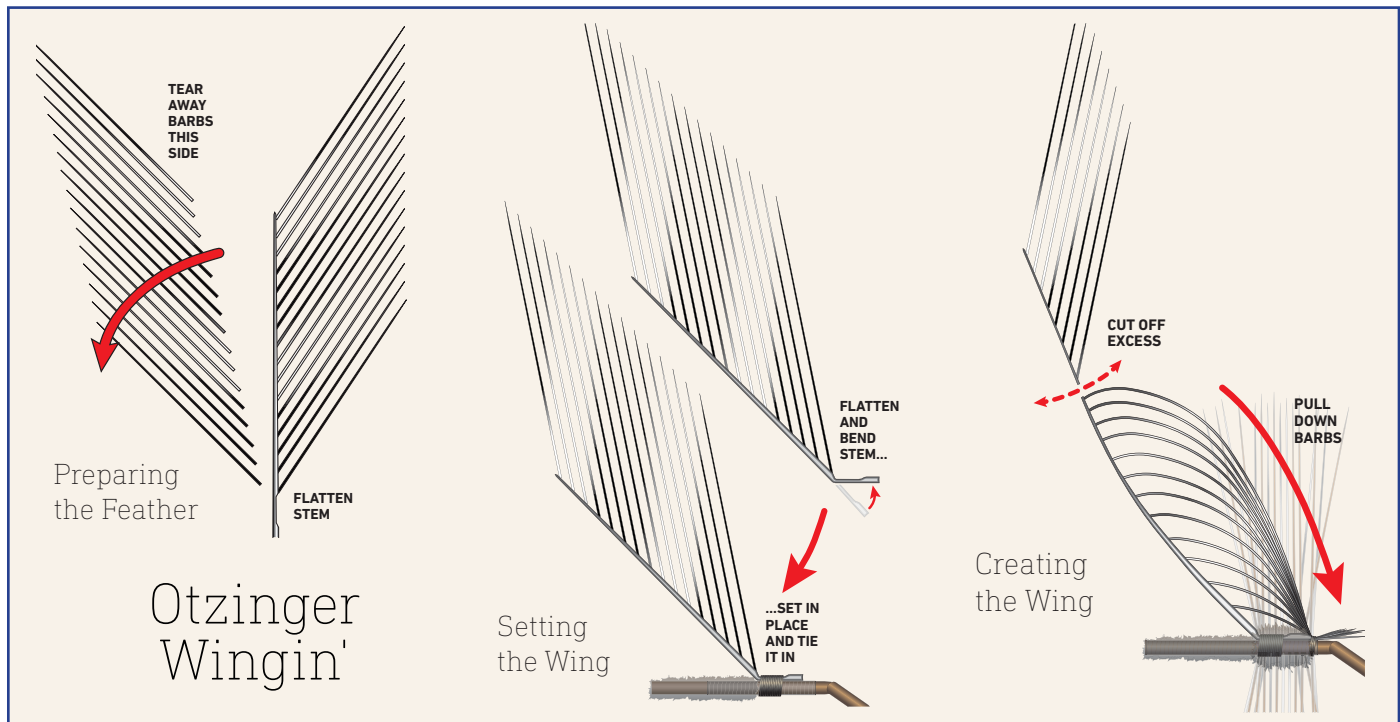
INSTRUCTIONS FOR TYING THE OTZINGER WING ADAMS

- 1 Let's start by mounting the hook into your vise. Attach your thread and wind down almost to the bend of the hook, and then wind back two turns with flat, untwisted thread. I am going to teach a different technique for tying split tails and it may seem a bit complex, so if you have a way that you prefer, be my guest. I am going to select two barbs from a Coq d'Leon feather, measure for length and start by tying the two barbs on top of the last two base thread wraps. I then continue to wind two more turns onto the bare hook shank. The barbs should be pointing slightly downward. Now I will add one turn of thread underneath the tail and this will lift and lightly split the two. I will next pass my thread between the two barbs and with the thread on my side of the hook shank gently pull forward bringing the near barb closer to me. Next, I gently push the thread away the other side of and perpendicular or slightly rearward to the hook shank which will push the far barb away. When the desired result is attained, add a turn or two of thread around the hook shank. This technique is great for stiffer materials like hair, paintbrush fibers and stiff hackle barbs like CdL. This technique does take finesse however!
- 2 Apply dubbing to your thread and wind it forward, creating a thin and neat body. Stop the dubbing body about $\frac{1}{2}$ or just a bit more of the way down the shank—leave plenty of room for a thorax!
- 3 Prepare the wing by selecting one feather near the lower end of the cape and use a feather with the longest barbs you can find. Remove the lower barbs of the feather and as much of the center list as you can. Next I remove all of the barbs from the left side of the feather and then, using a smooth-jawed pair of pliers, flatten the stem next to the lowest barbs. Make sure that the feather you choose, once prepared, will be long enough for the size wing you need plus a little bit extra. Bend the stem so that it is at a 45° angle. Now set the bent section on the hook shank and bind it down. The



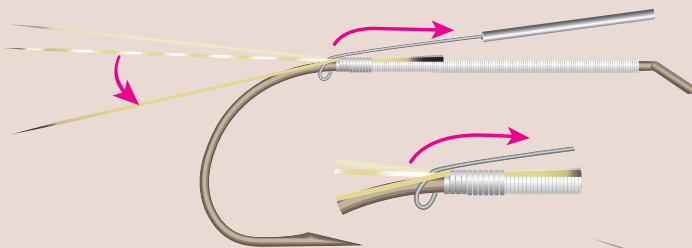
remaining stem and barbs should be sticking up and back towards the bend of the hook, like a sail.

- 4 Prepare and tie in two properly-sized dry fly hackles. One will be brown and the other grizzly—this is an **Adams**, don't forget! Also, try to select two hackles that are the same length, as this will make winding them easier. Tie them in so that the dull side is forward and just barely in front of where the wing is.
- 5 Add more dubbing to your thread and this time make it a bit thicker, and even a little darker, than the body. Wind it forward over the thorax to the head space. Grab both hackles and wind them together about two turns over the thorax dubbing. Now tie them off and secure the wraps with a quick two- or three-turn whip finish.
- 6 Now the fun part. Look at your wing—I suggest that it needs to be just a bit longer than the hook shank. Grab all of the barbs needed to achieve that length and pull them down to the head space. While holding the barbs there, use your other hand to wind two wraps (no more!) to bind them down and **do not** remove your hand!!! Now the stem of the feather will bend, so while still holding the barbs, lift the stem up and back, mostly straightening it. Yes, you want the barbs under those two thread wraps to slide back. Don't fret if some escape. Tighten the thread, add two more turns over the barbs and cut off all of those pointing forward. Wind a smooth head and whip finish the fly.
- 7 One final thing I do is to trim away the underside hackle from the front with my scissors. This allows the fly to float lower in the water as the fly rests on its body and two pontoons of hackle barbs. You are done and Eric would be proud!



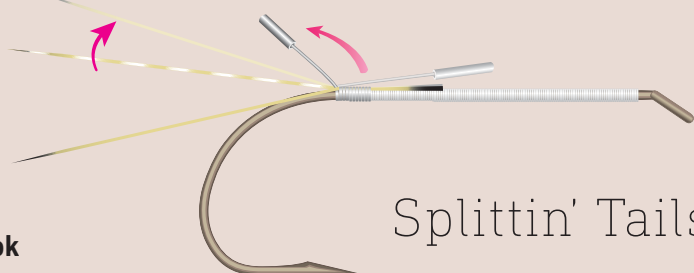
Note: Failure to untwist your thread will cause you nothing but grief and will likely result in failing to get a good split. This technique takes practice and use a synthetic or hair tail instead of hackle until you get it!

- ① When starting leave 3–4 turns of hook bare near the end of the shank. Now **UNTWIST YOUR THREAD!** Tie down the tail fibers by winding 3–4 turns over the last base wraps and then the same over the bare shank. Slightly twist your thread counter-clockwise and make one turn of thread behind the tail and then pull toward the eye and snug that turn against the underside of the tails. This will lift and slightly separate the tails.



- ② With the thread snug untwist your thread with a few clockwise turns. Using a loose thread loop on the front side of the hook, pass the thread between the two tails. Pull forward towards the eye gently pulling the near tail towards you...

- ③ ...then slowly and smoothly push the thread away at a 45° angle towards the far tail. I usually grab the near tail first before doing this as this seems to stabilize its position. Once the tails are split, continue to gently make a few firm turns around the hook shank and finish the fly.



Splittin' Tails

Final Thoughts on the Otzinger Wing: There are multiple ways to hackle this type of winged fly. I have played with hackle stackers but they are much more difficult to accomplish because the wing and its barbs get in the way. I usually pull them down and keep them there with a low tack tape. Another method is to wind a parachute around the base of the wing. This is done by leaving a length of bare stem/rachis and wind around it. So when do you dub the thorax and how is that with all of the hackle barbs in the way. A final way is to create a dubbing ball on top of the thorax and wind a parachute around it and tie off the parachute beneath the wound stem and barbs, remove your thread and reattach at the eye and proceed with the wing and whip finish. The second fly pictured by my friend Steven Fernandez did just that. Also, I think this might be the way that Eric originally tied the fly.

Fly Tying Tip: Magnets

DAVE BOYER, MEMBER

One of the more handy "tools" I use is a magnet. Magnets are useful for holding hooks, like the ones in hook packages (**PHOTO #1**). They can also be used to place a drop of super-glue on and it will not "cure" for a couple of hours (previous tip).



One useful type of magnet is the Rare Earth type (**PHOTO#2**). I use those on the base of my tying light. They hold hooks, tied flies, bodkins or whatever while you are tying. Great third hand.



Magnets with a telescoping shaft (**PHOTO#3**) can be quite useful as well. It's much easier, when sitting, to extend a magnet to pick up a dropped fly or hook, rather than bending down or getting on your knees (especially for us "old" folks).

Finally, if you need to pick up a box of 100 #22 hooks you threw across the room while opening, You should get a big magnet, like a Cow Magnet (**PHOTO#4**) or something similar.



Magnets are used in some fly boxes and hook storage boxes. Experiment and see what other uses you can use magnets for.

Calendar of Events

December

| | | | |
|----|-----------|---------|--|
| 1 | Thursday | 9:00 AM | Decorating and Table Setting for Venison Stag |
| 3 | Saturday | 8:00 AM | Club Spey Cast |
| | | 6:00 PM | Venison Stag |
| 4 | Sunday | 9:00 AM | Sunday Club Cast |
| 5 | Monday | 6:30 PM | Board of Directors Meeting |
| 6 | Tuesday | 6:00 PM | Supplemental Fly Tying with John Van Derhoof |
| | | 7:00 PM | Beginning Fly Tying Class |
| 7 | Wednesday | 7:00 PM | Fly Tying Forum |
| 10 | Saturday | 9:00 AM | FFI Southwest Council Double Haul Ball Salt Water Clinic |
| 13 | Tuesday | 7:00 PM | Beginning Fly Tying Class |
| 14 | Wednesday | 7:00 PM | Fly Tying Forum |
| 17 | Saturday | 8:00 AM | Club Spey Cast |
| 18 | Sunday | 9:00 AM | Sunday Club Cast |
| 20 | Tuesday | 7:00 PM | Beginning Fly Tying Class |
| 21 | Wednesday | 7:00 PM | Fly Tying Forum |
| 24 | Saturday | 8:00 AM | Club Spey Cast |
| 28 | Wednesday | 7:00 PM | Fly Tying Forum |
| 31 | Saturday | 8:00 AM | Club Spey Cast |

January

| | | | |
|-------|-----------|---------|---|
| 4 | Wednesday | 7:00 PM | Fly Tying Forum |
| 7 | Saturday | 8:00 AM | Club Spey Cast |
| | | 9:00 AM | Pre-Trip: Lower Owens #1 with John Lincoln and Dan Rivett |
| 8 | Sunday | 9:00 AM | Sunday Club Cast |
| 9 | Monday | 6:30 PM | Board of Directors Meeting |
| 10 | Tuesday | 7:00 PM | Beginning Fly Tying Class |
| 11 | Wednesday | 7:00 PM | Fly Tying Forum |
| 12-15 | Weekend | | Lower Owens #1 with John Lincoln and Dan Rivett |
| 14 | Saturday | 8:00 AM | Club Spey Cast |
| 17 | Tuesday | 7:00 PM | Beginning Fly Tying Class |
| 18 | Wednesday | 7:00 PM | Fly Tying Forum |
| 21 | Saturday | 8:00 AM | Club Spey Cast |
| 21-22 | Weekend | | Long Beach Casting Club Open Spey Tournament |
| 24 | Tuesday | 7:00 PM | Beginning Fly Tying Class |
| 25 | Wednesday | 7:00 PM | Fly Tying Forum |
| 26 | Thursday | 7:00 PM | Monthly Meeting: Joseph Stanovich from CDFW |
| 28 | Saturday | 8:00 AM | Club Spey Cast |
| 31 | Tuesday | 6:00 PM | Supplemental Fly Tying with John Van Derhoof |
| | | 7:00 PM | Beginning Fly Tying Class |

Calendar of Events Continued...

February

| | | | |
|-------|-----------|---------|---|
| 1 | Wednesday | 7:00 PM | Fly Tying Forum |
| 4 | Saturday | 8:00 AM | Club Spey Cast |
| | | 9:00 AM | Pre-Trip: Lower Owens #2 with John Lincoln and Dan Rivett |
| 5 | Sunday | 9:00 AM | Sunday Club Cast |
| 6 | Monday | 6:30 PM | Board of Directors Meeting |
| 7 | Tuesday | 7:00 PM | Beginning Fly Tying Class |
| 8 | Wednesday | 7:00 PM | Fly Tying Forum |
| 9-12 | Weekend | | Lower Owens #2 with John Lincoln and Dan Rivett |
| 11 | Saturday | 8:00 AM | Club Spey Cast |
| 14 | Tuesday | 7:00 PM | Beginning Fly Tying Class |
| 15 | Wednesday | 7:00 PM | Fly Tying Forum |
| 18 | Saturday | 8:00 AM | Club Spey Cast |
| 18-19 | Weekend | | Southwestern Tournament |
| 21 | Tuesday | 7:00 PM | Beginning Fly Tying Class |
| 22 | Wednesday | 7:00 PM | Fly Tying Forum |
| 23 | Thursday | 7:00 PM | Monthly Meeting: Steve Schalla |
| 25 | Saturday | 8:00 AM | Club Spey Cast |
| 28 | Tuesday | 6:00 PM | Supplemental Fly Tying with John Van Derhoof |
| | | 7:00 PM | Beginning Fly Tying Class |



It's Full-on Autumn IN THE EASTERN SIERRA!!!

Crowley Lake is California's premier trout stillwater fishery. The autumn bite is strong, and the views on the lake can't be beat.

***Give me a call if you'd like to book a trip for the lake. Chris Leonard - 818.288.3271
I offer half-day and full-day trips. Moving waters as well as Crowley Lake.***





INTRODUCED OVER
40 YEARS AGO

when our original range of Lightweight PVC Waders was developed in the UK, we've grown considerably to include a full range of premium fly fishing gear and technical apparel aimed at enhancing your fishing experience.

Inspiring Anglers To Fish
Since 1978

DID YOU KNOW...

Club members receive exclusive offers and discounts?

Shop online at
www.snowbee-usa.com

Snowbee
EST 1978



(626) 542-3810



support@snowbee-usa.com



<https://snowbee-usa.com>

Rods | Reels | Lines | Waders | Apparel | Accessories

FISHING

AMMO



REAGAN'S
Sporting Goods

HUNTING

ARCHERY

**963 N. Main Street
Bishop, CA 93514**

BISHOP, CALIFORNIA

**PH (760)872-3000
FAX (760) 872-8000**

SIERRA PACIFIC FISHING ADVENTURES *for 2022*

SPFA Hosted-Trip Calendar 2022

| DATE | DURATION | DESTINATION | LODGE | TARGET SPECIES / HATCH | COST | SPOTS REMAINING |
|---------|----------------------------|--|---------------------|---|---|-----------------|
| 4/8-14 | 6 nights/5 days of fishing | Missoula, MT: Clark Fork, Bitterroot, Blackfoot Rivers | Dry Fly Apt | Trout/Skwala Hatch | \$2,324 (breakfast & dinner not included) | 6 |
| 5/18-23 | 5 nights/4 days of fishing | Craig, MT: Missouri River | Hidden Canyon Lodge | Trout | \$2,960 | 3 |
| 6/14-23 | 7 nights/6 days of Fishing | Japan | Hokkaido and Tohoku | Trout, White Spotted Chars | \$5,100 /angler \$5,000/nonangler | 0 |
| 7/6-13 | 7 nights/6 days of fishing | Belize | El Pescador | Bonefish, Permit, Tarpon | \$4,150 | 1 |
| 8/14-20 | 6 nights/5 days of fishing | Bighorn River | Kingfisher Lodge | Trout/PMD, Caddis, Yellow Sally, Tricos | \$2,980 | 1 |
| 8/21-27 | 6 nights/5 days of fishing | Bighorn River | Kingfisher Lodge | Trout/PMD, Caddis, Yellow Sally, Tricos | \$2,980 | 0 |

SPFA On The River Clinic Schedule 2022


| DATES | DESCRIPTION | TUITION | MAX |
|---------|---|---------|------------|
| 2/26-27 | Two-day Beginning/intermediate on the stream clinic to gain practical experience on knots, insects, reading the water as well as dry-fly, nymphing and other techniques | \$350 | 6 students |
| 3/5-6 | Two-day Beginning/intermediate on the stream clinic to gain practical experience on knots, insects, reading the water as well as dry-fly, nymphing and other techniques | \$350 | 6 students |

Please inquire about any of the trips listed above to:

Kathy Kim – 714.475.4529 | kimkathy@sbcglobal.net ❖ Joe Libeu – 310.749.6771 | fishlgr@ix.netcom.com



JUNKYARD SPEY



www.redshedflyshop.com



WWW.OLDMOEGUIDESERVICE.COM • 435-885-3342



GOING GREEN...

We now offer a full service Equipment Recycling Program that saves resources... and puts some "green" on an account for you here at the shop!

www.bobmarriottsflyfishingstore.com/going-green

Store (714) 525-1827 Travel (714) 578-1880




YOUR FLY FISHING DESTINATION
& RESORT OUTFITTER

FLY FISHING EXCURSIONS • CLASSES
PRIVATE INSTRUCTIONS
(310) 749-6771

3901 Brayton Ave., • Long Beach, CA 90807 • www.spfadventures.com



hotel CURRENT

NIA ENG
DIRECTOR OF SALES

5325 e. pacific coast highway • long beach, ca 90804
direct 562.597.1341 x 117 • facsimile 562.597.8741
nia@hotelcurrent.com • www.hotelcurrent.com