

Inside

- ❖ Fly of the Month: PMD Split-Back
- ❖ Club Trips for 2022, 2023
- ❖ Three Month Calendar

Highlights

- Page 3: Charlie Craven Fly Tying Demo!
- Page 4: Venison Stag!
- Page 7: Beginning Fly Tying Class is Here

Target Talk

NEWSLETTER OF THE LONG BEACH CASTING CLUB, ESTABLISHED 1925

NOVEMBER 2022

WWW.LONGBEACHCASTINGCLUB.ORG

Leader's Line...

Fly Fishing Therapy

BOB MAYFIELD, PRESIDENT

A 2016 study at the U.K.'s National Marine Aquarium revealed that participants' heart rates dropped within five minutes of watching a tank filled with water—then fell further as fish were added. In another study, subjects showed a significant reduction in cortisol levels and blood pressure after walking through an immersive naturalistic exhibit. "People can gain similar stress relief and health benefits to those they'd get in nature at an aquarium, or even by watching a livestream of one," says Deborah Cracknell, Ph.D., an honorary research fellow at Exeter University Medical School in the U.K.

With that as my springboard I will proceed with my hypothesis that, indeed, fly fishing is good for your mental health.

First: groups who use fly fishing as actual therapy. One is Project Healing Waters, with whom LBCC partners. Another is Project Mayfly, whom we hosted at the Clubhouse this summer.

Project Healing Waters is sanctioned and overseen by the Veterans Administration. It focuses on teaching veterans the ins and outs of flyfishing, from fly tying, rod building and casting to being out on the water catching fish. Project Mayfly works with children in the foster care system and, again, teaches them the art of flyfishing. Both programs are designed as a way to bring health and stability into the participants' lives.

I think that many times we, as fly fishers, forget the health benefits and beauty of being out on the water. We get caught up in trying to catch the magic number

of at least 20 fish a day, or we need to get a picture of the 20" fish we caught, or we just need to outfish our buddies. We forget to just enjoy the feel of the water and the joy of being out in nature and with friends.

I had a good reminder of this while out on the Big Horn River in Montana this summer. We were drifting down the river and it started to rain, and then the rain turned into a downpour:

I was not just floating on the water—I was part of the water. It was by far the best part of the trip for me. The rain, thunder and lightning (far away) brought healing and a great sense of relief. I felt everything else melt away, and just enjoyed the sensation of being.

While I don't think I will ever get over wanting to outfish my buddies, or to get a picture of the 20" fish, my hope is that I can remember the delight of our sport and let it continue to bring health and beauty to my life.

Club Trips for 2022 & 2023

STEVE TIMM, 2ND VICE PRESIDENT

TRIP DATE	TRIP & LEADER
November 5-8	NorCal Steelhead w/M. Bonvouloir; Pre-Trip October 29, 9:00 AM
January 12-15	Lower Owens #1 w/J. Lincoln & D. Rivett; Pre-Trip Jan 7, 9:00 AM
February 9-12	Lower Owens #2 w/J. Lincoln & D. Rivett; Pre-Trip February 4, 9:00 AM
March 9-12	Lower Owens #3 w/J. Lincoln & D. Rivett; Pre-Trip March 4, 9:00 AM
March 15-17	Pyramid Lake w/P. Nakamura; Pre-Trip TBD
April 30-May 5	Green River w/John Lincoln Pre-Trip April 22, 9:00 am
May 7-12	Green River w/Colin Kumabe Pre-Trip April 22, 9:00 am
May TBD	Green River w/Keith O'Donnell Pre-Trip April 22, 9:00 am

Trip locations, dates and pre-trips change, so monitor Target Talk or the Club's Web Calendar for the latest information. Deposits for trips which are "double occupancy", and require deposits in advance, are non-refundable. Should you cancel, your deposit will only be refunded if a Club member replaces you.

If you'd like to be a Streamkeeper and need help organizing a Club trip, let me know. Contact Steve Timm if you have suggestions for a trip or any questions at: srtimm@hotmail.com.



OFFICERS

PRESIDENT

BOB MAYFIELD
(714) 392-2211

1ST VICE PRESIDENT

MARC BONVOULOIR
(213) 369-9525

2ND VICE PRESIDENT

STEVE TIMM
(562)-243-0826

CO-CAPTAINS

MARK FLO: (562) 420-8121
TOM OLSON: (310) 809-0409

MEMBERSHIP SECRETARY

MARK ANGELO
(562) 450-8865

TREASURER

ED ALVARADO
(213) 440-4655

CORRESPONDING SECRETARY

BLAIR WILLIAMS
(310) 386-8813

FACILITIES & POND

STEVE JACKSON
(310)-729-2308

SENIOR DIRECTOR

COLIN KUMABE
(562) 221-9418

JUNIOR DIRECTOR

STEVE JONES
(562) 682-7920

TARGET TALK EDITOR

ROB PETERSON
(310) 963-2515

November Speaker: Charlie Craven Fly Tying Demo

*Thursday, November 17, 6:00 pm
New Time for Monthly Meeting*

MARC BONVOULOIR, 1ST VICE PRESIDENT

Please join us for a special demonstration by one of the most creative fly tiers of his generation. Charlie will have a full two hours, from 7:00-9:00 pm, and we can all tie some of his most famous patterns.

After mysteriously losing all of his dad's lures in a single day, Charlie was given a fly tying kit for his eighth birthday. He's tied flies pretty much every day for the forty-some years since then and has figured out a few things pertaining to fur, feathers and fish along the way. At this point, it's becoming well known that he's opinionated, outspoken and sometimes brash when it comes to flies and techniques, but his passion lies in sharing the skills he's developed.

Charlie has been a prolific commercial fly tier and, for a time, a pretty mediocre fishing guide, due to his insistence on liverwurst and onion lunch sandwiches instead of grilled prawns like the other sissy guides.

He's been an **Umpqua Feather Merchants Signature Tier** for over 20 years, with fly box mainstays like the **Jujubaetis**, **Two Bit Hooker** and **Baby Gonga** among his over three dozen commercially available patterns.

All this culminated in 2004 with the opening of his own fly shop, **Charlie's Fly Box**, in Arvada, Colorado, where he is the head bookkeeper, order taker and fry cook in addition to president and CEO.

He's now written four books, **Charlie Craven's Basic Fly Tying**, **Charlie's Fly Box**, **Tying Nymphs** and **Tying Streamers** with plans for several more when he gets around to them.



After beating **Ross Purnell** in a prolonged and brutal arm wrestling match, he became the Fly Tyer's Bench columnist for **Flyfisherman Magazine** and still maintains that title to this day. He was recently named to that magazine's **50 Most Influential People in Flyfishing**, and it is thought that his number 45 ranking was specifically chosen to keep his head from growing any larger.

Charlie lives in the hills of Palmer Lake, Colorado with his lucky, patient and loving wife, Lisa, a gigantic white dog and somewhere between three and six young adult children. He still likes quiet time, the Parachute Adams, Colorado whiskey and dry-dropper fishing from a boat. His favorite number is five and his favorite color is red and he doesn't care what yours are.

"It's not simply enough that a fly catches fish, it has to do all that's asked of it, well...and style matters".

Join us Thursday, November 17 at 6:00 pm.

JOIN ZOOM MEETING

<https://us06web.zoom.us/j/83243015339?pwd=OFQvcUhlNGtndTVGSnRkZ21IRE9Fdz09>

MEETING ID: 832 4301 5339


PASSCODE: 515107

The Venison Stag: Our Annual Holiday Dinner

MARC BONVOULOIR, 1ST VICE PRESIDENT

While it may not be the complete end to the pandemic, we have come a long way from the days of hiding in our houses and fretting over this illness. Most everyone I talk with says they are so **DONE** with this illness! Let's all get out and make this one of the very best social events in years! This year's dinner will be limited to 70 members!

It is time to start thinking about one of the Club's most enjoyable social events: **"The Venison Stag Holiday Dinner"**. We hope that you, your spouse,



partner or family members can join us on Saturday, December 3. This year's event will be at the Clubhouse.

To accommodate as many people as possible, you have a choice to eat in the Clubhouse or outdoors on the porch in the fresh air.

This is a wonderful opportunity to sit down to a tasty prime rib/turkey dinner with friends, before the hectic holiday season starts. We'll have holiday music and a social hour with hors d'oeuvres before dinner. It is a fun time to connect with old friends and make new ones. The ticket price is \$30. Please look for upcoming e-blasts with pricing and deadline info to reserve your spot. If you plan to come, you need to purchase your tickets in advance, so we can better plan the amount of food we will need to buy and prepare.

DATE AND TIMES: Saturday, December 3, with a social hour beginning at 6:00 pm, followed with dinner at 7:00 pm.



VENISON STAG RESERVATION



Saturday, December 3, 2022 ❖ Social Hour: 6:00 PM ❖ Dinner: 7:00 PM

Reservations are due by November 21

Name: _____

I will attend the Venison Stag on Saturday, December 3

I will bring _____ attendees. Total number _____ @ \$30.00 = _____ Total Enclosed: _____

Yes, I would like to help!

☐

Please call me at this telephone number

() _____ - _____ . (cut out and return to LBCC)

☐

I would like to eat outside in the fresh air under a tent.

MAKE CHECKS PAYABLE TO:
Long Beach Casting Club
AND MAIL TO THE ABOVE AT:

P.O. Box 90035

Long Beach, California 90809-0035

We appreciate those who volunteer to help with some aspect of the event, whether it is the decorating, kitchen work or cleaning. It takes an army to pull this off, and we could use your help. For new members, it is a way to get involved and meet new people. We will need the following volunteers:

SATURDAY, NOVEMBER 26TH AT 8:00 AM:

Steve Jackson will coordinate Clubhouse cleaning. We need a volunteer to coordinate holiday decorating. Please email me ASAP to help with this important task. We will also need help with washing all our dishes and silverware.


DECEMBER 1 9:00 AM: we will need help with last-minute decorating and table setting.

DECEMBER 3: the Club will need help with the meal preparation and will also need servers at the event. And lastly, we will need four or five people willing to stay after the dinner, for washing dishes and cleanup.

If you have any questions or wish to volunteer, you can email me at mrmlb21@gmail.com or call me at (213)369-9525.

To purchase tickets in advance please use the registration form included. Please make checks payable to 'The Long Beach Casting Club' and note 'Venison Stag' at the bottom of your check.

We look forward to having you at this wonderful event!



Exciting News!

The Long Beach Casting Club's Annual Venison Stag End of COVID Fun!

Saturday, December 3, 2022

Social Hour 6:00 PM

Dinner 7:00 PM

Save the Date!

In appreciation for the many years of support,

Bob Marriott's is pleased to give 2% of all Long Beach Casting Club member purchases back to the Club. This store credit can be used by the club for raffle prizes or toward other product purchases that will help enhance and benefit club activities. When purchasing from Bob Marriott's, please be sure to mention that you are a LBCC member to help ensure that a percentage of your sale goes back to the club.



Fly Fish the Trinity and Lower Sac Rivers with LBCC

LBCC WILL BE FISHING THE RIVERS OF NORTHERN CALIFORNIA! JOIN US...



ADDRESS: 4140 Churn Creek Rd, Redding, CA 96002
HOURS: Closes at 6:00 PM
PHONE: (530) 222-3555
E-MAIL: info@theflyshop.com

RED LION HOTEL
 1830 Hilltop Dr,
 Redding, CA 96002
 Phone: (530) 221-8700

Join the club as we venture up north to Redding California to fish the Trinity and the lower Sac for Steelhead and trout. We will be fishing out of 'The Fly Shop' in Redding, CA. for two days of fabulous Northern California Fly Fishing.

Details are as follows:

- WHEN:** November 5–8, 2022. Arrive on Saturday and depart on Tuesday.
- COST:** Total cost of the trip is **\$710.43** per person, double occupancy plus a small fee ranging from \$15–\$25 each for boat trailer repositioning. Trip cost detail is: \$495.00 per day for the guide, boat and lunch and \$143.62 per night for the room, for two anglers.
- DEPOSITS:** First deposit of **\$495.00** due no later than September 1, 2022 and should be sent directly to The Fly Shop under LBCC NorCal Trip designation on your check. Second deposit of **\$215.43** will be paid upon departure from Red Lion Hotel when you check out on Tuesday, November 8.
- INCLUDES:** 3 Nights lodging and one day drift fishing on the Trinity River and one day drift fishing on the lower Sac. Lunch is included on drift days.
- NOT INCLUDED:** **Meals, fishing license, Steelhead Card and alcoholic beverages.**
- LODGING:** We will stay at the RED LION HOTEL in Redding, close to THE FLY SHOP. Room arrangements will be provided by Marc Bonvouloir. See above for Red Lion contact info and address.
- SCHEDULE:** Schedule: Sunday 11-6-22 we will meet guides at The Fly Shop 8am (10 minutes from the hotel) and depart to float the Lower Sacramento. On Monday 11-7-22 we will meet the guides in Weaverville for a full day float/wade on the Trinity River. Weaverville is 1 hour west of Redding. River designations may change due to late fishing conditions.
- GEAR:** For the trinity 6–8 wt. rods and for the lower Sac 5–6 wt. rods. Fishing license and a Steelhead card (\$7.50) are required. Be prepared for all types of weather at this time of year. The Fly Shop will provide rods/reels if needed and all flies.
- MORE:** Questions or to get on the interest list Contact Marc Bonvouloir at 213-369-9525 mrmlb21@gmail.com

The LBCC Beginning Fly Tying Class!

WAYNE SAKAGUCHI, MEMBER

On **Tuesday, October 25, 7:00 pm**, the LBCC Beginning Fly Tying Class begins. We will hold the class in the Clubhouse, live, with excellent instructors. Because of major technical difficulties, **our Zoom sessions are canceled!** We will still provide a link to the videos and materials **only if you are registered.**

It's open to the public, you **do not** have to be a member of the Club! It's designed for fly fishermen/women and youths who are new to tying their own flies. Each night the instructors will show the basic skills and techniques for each fly. It is also a very good refresher for returning students who haven't tied flies in a while.

The first night gives general information about vises, tools and materials, and how to start/finish a fly, with additional tips and techniques on creating the flies we use on the water. The second night, Nov. 1, starts the tying with the first fly. You will need your own vise, tools and materials by that evening. The Club has a few vises that can be loaned out until you can buy one, but you'll need your own tools and materials.

REGISTRATION: Please register for the Class by emailing your **first/last name** and **email address** to: **Shirley Sakaguchi: lbcc.contactus@gmail.com.** Latecomers need to register too, in order to receive additional important information.

We'll send **an email to all registered students by October 25th.** This email will include **a link to all materials** needed for each fly we tie, and **a link to all the videos** produced by members Dan Oliver and John Van Derhoof for the class. We will also be providing a **Fly Tying Manual**, specially designed for this class.

If you plan to attend, please **take a moment and register now.** We are also **looking for volunteers** to help out during the in-house classes.

There is nothing better than catching a fish on a fly you have tied yourself, whether it be a trout, bass, saltwater or any species. So please join us this year, get out of the house and let us show you how to begin developing a new skill.

If you have any questions, **contact Cecil O'Dell** at **562-221-5253**, or cecilodell54@gmail.com.

Beginning Fly Tying Schedule

Introduction to Techniques and Tool Demo

October 25, 2022

The Ant (Wet Fly, Terrestrial)

November 1, 2022

Soft Hackle (Wet Fly, Emerger)

November 8, 2022

Boss (Steelhead)

November 15, 2022

Nov. 22 - No Classes for Thanksgiving Break

Freshwater Scud (Nymph/Crustacean)

November 29, 2022

Gold-Ribbed Hare's Ear (Nymph)

December 6, 2022

Pheasant Tail (Nymph)

December 13, 2022

Clouser Minnow (Bass/Saltwater Streamer)

December 20, 2022

Dec. 27, Jan. 3 - No Classes for Holiday Break

Crazy Charlie (Saltwater Fly)

January 10, 2023

Woolly Bugger (Wet Fly/Streamer Fly)

January 17, 2023

Elk Hair Caddis (Dry Fly)

January 24, 2023

Adams (Dry Fly)

January 31, 2023

Parachute Adams (Dry Fly)

February 7, 2023

Humpy (Dry Fly)

February 14, 2023

Rusty Spinner (Dry Fly "Spent")

February 21, 2023

Royal Wulff (Dry Fly)

February 28, 2023



INTRODUCED OVER
40 YEARS AGO

when our original range of Lightweight PVC Waders was developed in the UK, we've grown considerably to include a full range of premium fly fishing gear and technical apparel aimed at enhancing your fishing experience.

Inspiring Anglers To Fish
Since 1978

DID YOU KNOW...

Club members receive exclusive offers and discounts?

Shop online at
www.snowbee-usa.com

Snowbee
EST 1978



(626) 542-3810



support@snowbee-usa.com



<https://snowbee-usa.com>

Rods | Reels | Lines | Waders | Apparel | Accessories

Beginning Casting Clinic

JOHN VAN DERHOOF, CASTING COORDINATOR

After a two-year COVID hiatus our annual Beginning Casting Clinic returned and was a resounding success. Our first night we had 60+ eager participants, and attendance only slightly dropped through the remaining classes. They learned a battery of basic casts and all got an excellent starting point for future trips to the water, and some practical application of their newfound abilities.

I'd like to thank all of the volunteers, more than two dozen, who came out for four weeks to help teach. After completing the Club's first "Teach the Teachers Class" in many years, they all were eager to pass on their knowledge. Again, thanks to all of you for your time and help—it made my job much easier. More importantly, you made our students' and guests' evenings much more enjoyable and satisfying!

RIP, Joe Tanyi

MARK TSUNAWAKI, PAST PRESIDENT

FROM JOE'S WIFE KAREN: "It is with great sadness that I need to let you know that Joe Tanyi passed away on September 2. He broke his hip in May and suffered many complications."

FROM JOHN VAN DERHOOF:

"Joe was a really nice man. He was a past president in 1978-79 (he did a co-president thing with Bob Bird) and was very active in the Club's fly tying classes. He and his wife Karen moved to the St. Louis area to be closer to his daughter and her family once he retired."

Send condolences to his wife, Karen:

Mrs. Karen Tanyi
12542 Broadmoor St.
Overland, KS 66209



SAVE THE DATE

5th Annual LBCC SPEY CASTING TOURNAMENT

January 21st & 22nd, 2023 at Long Beach Casting Club

WHAT: The 5th Annual LBCC Spey Casting Tournament
WHO: Open to All — Beginners to Expert — Skagit to Long Belly
WHY: Improve your casting (and fishing!) — Learn from among the best!

Vendors: to be announced...

Contact Tom Olson via email: lbccspeytournament@gmail.com

Join us for a friendly competition!



FLY TYING | FLY CASTING | SEMINARS | GEAR | TUTORIALS

Long Beach Casting Club

SAVE THE DATE: Saturday, 12/10/22, 9am to 4pm

for directions please visit: longbeachcastingclub.org



The Double Haul Ball is an educational all day event designed to promote and teach the basics of saltwater fly fishing.

All proceeds from this event will be donated to Youth Programs: Southwest Council FFI Youth Program & The MayFly Project.



Love2FlyFish MEDIA

love2flyfishmedia.bigcartel.com



THE MAYFLY PROJECT



**FLY FISHERS
INTERNATIONAL**
Southwest Council

swcffi.org

A Love2FlyFish Media | Southwest Council FFI Educational Series

Casting Pond Cleaning a Big Success!

All Ready for the Casting Class!

STEVE HIGASHI, MEMBER

Saturday, September 24, 2022, the Casting Pond was thoroughly cleaned just prior to the start of the Beginning Casting Class. Thank you to the following **twenty** members who spent their Saturday morning cleaning the Pond:

- ❖ Steve Hollowell Kaz Hata
- ❖ Keith O'Donnell Mark Flo
- ❖ Marc Bonvouloir Art Daily
- ❖ Steve Lankaneu Tom Dobbs
- ❖ Kathleen Wahl John Stine
- ❖ Steve Higashi Dan Oliver
- ❖ Bob Guenther Ron Sakoda
- ❖ Bob Miyamoto Jim Garvey
- ❖ Craig Belden Norm Riggs
- ❖ Colin Kumabe Albert Hong

What's Going on at the Pond?

BOB MAYFIELD, PRESIDENT

Wonder no longer! Take a peek any time with our new web cam on the Club Pond. Now you can see the turnout for the Beginning Casting Class, or if you really don't want to be casting on your own, you can see if you will have company before you leave home.

Another benefit will be a link (try it out below) on the Club's website landing page. This will give the public a better idea of our facilities and how we use them.

A special thanks to Marc Bonvouloir for donating the camera. Also, thanks to Colin Kumabe and Dan Oliver for the installation.

<https://youtu.be/-xR19OfjFBM>



GOLDEN SAILS

LB — HOTEL — CA



SET SAIL FOR COMFORT & CONVENIENCE

- On-site fitness center
- Complimentary Wi-Fi
- 24-hour business center
- Outdoor year-round heated pool
- Oversized spa
- Spacious courtyard with gazebo, ideal for weddings
- On-site vending machines
- Coin-operated laundry
- ATM machine
- Complimentary USA newspapers in the lobby
- 173 guest rooms featuring:
 - Work desk
 - 32 inch flat-screen TV
 - Microwave
 - AM/FM alarm clock radio
 - Mini refrigerator
 - Single cup Haus Maid coffee maker
 - Ironing board
 - Hairdryer
 - Aquamer Institute Swiss® bath amenities
 - Air conditioning

GOLDEN SAILS HOTEL

6285 E. Pacific Coast Highway, Long Beach, CA 90803 | (562) 596-1631 | goldensailshotel.com

Fighting Fish, Part One: Overview

Want to land more fish? Read on!

COLIN KUMABE, PAST PRESIDENT

After losing several fish during the fight, anglers would like to know how to improve their chances of getting the fish to hand. The first step is to research* the best ways to prevail in the fight. Therefore, this is the first of several articles intended to describe skills that improve your chances of getting that fish to your hand.

This series of articles will be divided into the following topics:

- ❖ Overview: why fish-fighting skills are important
- ❖ How much pressure? Practice with tippet—2# pressure and “slack to snap”
- ❖ Gear: tippet, reel palm drag, rod soft vs. stiff
- ❖ More drag resistance with more line out of reel
- ❖ Jumping fish
- ❖ Rod positioning—create angle—on shore or from watercraft
- ❖ Fish swims from slow to fast current
- ❖ Fish swims downstream or upstream
- ❖ Fish swims under boat, kayak, or rock
- ❖ Saltwater technique—fight on reel vs. strip—spin reel or crank—pump or lift fish—small strokes for smooth lifting

Why is fighting the fish important? The answer is simple. The quicker the unhooked fish is returned to the water, the more likely the fish will be to survive.

Fish that need to be revived before being released are much more likely to die than fish that energetically swim away. A small fish which needs to be revived will likely be food for that big brown trout you saw earlier. A big trout needing to be revived will likely be eaten after becoming sick by a bear or an osprey, hawk or eagle.

Hope that your primary reason for improving your fighting skills is not for the photo. See you at the Pond! Let's chat about fighting fish.

*REFERENCES:

1. [Fly Fishing in Salt Water, Lefty Kreh, Crown Publishers, 1974](#), pp. 117-130.
2. [The Orvis Guide to Saltwater Fly Fishing, Curcione, Nick, Lyon and Burford Publishers, 1994](#), pp. 72-76.

Recordings of LBCC Monthly Speakers

ROB PETERSON, TARGET TALK EDITOR

Last year, the Club began recording our monthly meeting presentations (see [February 2022 Target Talk](#), p. 17, for last year's presentations). Below is the info for this year.

Our last recording was March. There was no April speaker, we failed to record the May speaker and we haven't recorded any presentations since.

Just click on one of the below links, and copy and paste the password at the prompt:

JANUARY: Steph Albano of [Finatical Flyfishing](#). Topic: "Global Guide Service for Women, Run by Women". Length: 37 minutes.

[Steph Albano Presentation Jan. 27, 2022](#)
Passcode: d9sE1*pn

FEBRUARY: Glenn Ueda, [So Cal Fishing Guide](#). Topic: "Planet Carp". Length: 110 minutes.

[Glenn Ueda Presentation February 24, 2022](#)
Passcode: 2C!.hWQ1

MARCH: Ernie Gulley, [Ernie Gulley Flyfishing](#). Topic: "Stillwater Tactics." Length: 81 minutes.

[Ernie Gulley Presentation March 31, 2022](#)
Passcode: Ri65p6%N

Fly of the Month: PMD Split-Back

JOHN VAN DERHOOF, PAST PREZ

I have been tying flies for a long time now (oh gawd, I am only one year from 60 years in front of a vise...) ,and, despite popular opinion, I do actually have a few friends out there in the fly tying world. Even more surprising, I actually communicate with them, looking for new techniques and new patterns (I have no shame...). This month I have both in one pattern: a PMD Split-Back.

Split-back nymphs have been around for a while now but in visiting with a friend of mine from Colorado, I learned a different technique to accomplish the split. My friend Michael fishes PMDs a lot. In fact, he and his significant other Terri and grandson Brecken fish the Bighorn multiple times a year. If you think Joe L. goes there a lot, he's got nothing on Michael, Terri and Brecken. Over the last couple of years this pattern, with a few variations, has proven to be one of the most effective flies they have used.

If you're not familiar with what a split-back is, here's a quick explanation. It is an imitation of a mayfly (in this case a Pale Morning Dun—aka PMD) that is still a nymph, and has risen close to the surface in preparation to emerge. At this point it becomes quite vulnerable to being eaten, as its wing case literally splits open and the new winged insect begins to pull itself out. It can't go anywhere, and the trout tend to key on the bulge of the wing case and the vibrant greenish yellow of the new insect emerging. This is particularly effective with PMDs because the nymph is somewhat dark and the new winged mayfly is quite light, making the contrast between the nymph and the emerging insect more striking.

Options are available for the tier. I prefer to tie this fly with a dyed peacock eye barb and my friend Michael ties his with dubbing and a gold rib. I fish this as the point fly on a dry-dropper rig. Since the "bulge" is foam it wants to float or sit in the film or just below the surface. So combining this with a PMD dry on a dropper gives you two shots per fish! So get out there and give it a rip!

MATERIALS FOR TYING THE PMD SPLIT-BACK:

- Hook:** Tiemco 3671; #16–18 or:
Tiemco 2487; #16–18
- Thread:** Veevus 12/0; dark olive
- Tail:** Wood duck flank barbs
- Body:** Polish Quill; dyed Ginger
- Body (Alt.):** Blue Ribbon Flies Zelon dubbing;
PMD Emerger with copper ribbing.
- Wing Case:** Outside: dark brown goose biots
Inside: thin white packing foam colored with a Fl. yellow and Fl. green Sharpie.
- Thorax:** Blue Ribbon Flies Zelon dubbing;
PMD Emerger
- Legs:** Wood duck flank barbs




INSTRUCTIONS FOR TYING THE PMD SPLIT-BACK:

- 1 **A QUICK NOTE:** I often tie this fly on a Tiemco 2487 curved hook with a bit more foam so that it sits in the film with its tail down—very natural.

Now, place your hook in the vise and attach the thread up by the head space. Wind back to the end of the shank and keep your thread flat with touching wraps. Select about 4–6 barbs from a wood duck flank feather and tie them in. Leave the butt ends long for now.

2. Tie in the narrow end of a dyed peacock eye barb with the light-colored edge leading forward. Now smoothly wind forward to the thorax with touching wraps and **FLAT** thread. Yup, I will keep harping on that and it's a technique which separates a good tier from a hack. Yeah, I said that...brush on a thin layer of Zap-A-Gap Medium CA+ glue along the top of the underbody, and wind the peacock-eye barb forward with slightly overlapping wraps. You should be able to see a distinct light and dark on either edge of the barb. This makes for a very realistic body. The glue helps make it durable. If you're doing the dubbing body, keep it thin and wind copper wire in the reverse direction. Tie off the barb and it's off to Step Number Three.
3. Select two goose biots and tie them in by their narrow end, with the wide end pointing to the rear. One should be slightly on the far side and the other slightly on the near side. Now cut a narrow strip of foam. I use the really thin white sheet foam you get in a lot of packaging. However, 1mm



yellow foam works fine. Tie it in, pointing to the rear. Using the same wood duck feather you used for the tail, pull off about 12 to 20 barbs. Tie them in pointing forward over the eye and on the top of the hook, leaving a head space. Future legs...they should be about the length of the hook shank.

4. Apply dubbing to your thread, and wind from the biots and foam in the back of the thorax area forward to the wood duck in the front of the thorax. You guessed it; this is the fly's thorax. Here's where we start to literally pull things together. Pull your foam forward, leaving room for a head space, and tie off. If you're like me and use a white foam, I color it first with a fl. green Sharpie followed by a fl. yellow Sharpie. This brightens it and really makes the "bulge" glow. Pull forward the far-side biot and tie it down, and then the near-side biot. Adjust the angle of the biots as needed. The "bulge" should be exposed, and wider at the back than the front—just like the real thing! Trim off all excess foam and biot.
5. Last step: pull half of the wood duck fibers to the far side, and tie them down with a turn of thread. Do the same with the remaining barbs on the front side. While holding the legs back, wind a small head, forcing the legs back, and whip finish. Add some finish, like Solarez Bone Dry, and you're ready to fish...so go have some fun!



Fly Tying Tip: Try a Dubbing Brush

DAVE BOYER, MEMBER

When I first started tying, I was told a bodkin could be used to pick out dubbing to make the fly look “buggier”. Yes, that works, but it is time-consuming. I find the better way to do it is with a dubbing “brush”.

They can be purchased commercially (left side of photo), but instead of buying one I was given a homemade version that is my favorite. It's easy to make with a popsicle stick (middle of photo) and a little Velcro.

You can use the full-size popsicle stick, or the thinner “stir” sticks you can find at coffee shops, or a small round dowel (right side of photo). Just take a small piece of the Velcro “hooks” and adhere to one side. That’s it! The dowel works better with small flies, and if you need to really get tiny, you still can use your bodkin.



TREASURE ISLAND HOMESTEAD

Vacation Rental on the upper North Platte River

Book Direct at:
TreasureIslandHomestead.com

GPS: 41.3324, -106.7293
Saratoga, WY
(307) 228-4119
info@TreasureIslandHomestead.com



15% Discount from Aventik

PAUL BURGNER, MEMBER

Chao Hang of Aventik is offering LBCC members a **15% discount** on the below products. Go to the club page and click on "Sponsors", then "Aventik". The Aventik (Amazon) page will come up. Type the ASIN # in the search area (example: ASIN B079NBK9L4). The product will come up. **Or: just click on the item description below.**

Use code **IZZ94024** for the discount. The list and code change monthly, so keep watching here.

ITEMS FOR THIS MONTH:

- ❖ [Aluminium Box ASIN: B087BT4C56](#)
- ❖ [Aventik DJ Fly Reel ASIN: B086ZGDS82](#)
- ❖ [Streamer Flies ASIN: B07KP86RL6](#)
- ❖ [40pcs Lead Dumbbell ASIN: B09XQQMP6S](#)
- ❖ [Fluorocarbon leaders ASIN: B07JMWGNDH](#)

FISHING

AMMO



REAGAN'S
Sporting Goods

HUNTING

ARCHERY

**963 N. Main Street
Bishop, CA 93514**

BISHOP, CALIFORNIA

**PH (760)872-3000
FAX (760) 872-8000**

SIERRA PACIFIC FISHING ADVENTURES *for 2022*

SPFA Hosted-Trip Calendar 2022

DATE	DURATION	DESTINATION	LODGE	TARGET SPECIES / HATCH	COST	SPOTS REMAINING
4/8-14	6 nights/5 days of fishing	Missoula, MT: Clark Fork, Bitterroot, Blackfoot Rivers	Dry Fly Apt	Trout/Skwala Hatch	\$2,324 (breakfast & dinner not included)	6
5/18-23	5 nights/4 days of fishing	Craig, MT: Missouri River	Hidden Canyon Lodge	Trout	\$2,960	3
6/14-23	7 nights/6 days of Fishing	Japan	Hokkaido and Tohoku	Trout, White Spotted Chars	\$5,100 /angler \$5,000/nonangler	0
7/6-13	7 nights/6 days of fishing	Belize	El Pescador	Bonefish, Permit, Tarpon	\$4,150	1
8/14-20	6 nights/5 days of fishing	Bighorn River	Kingfisher Lodge	Trout/PMD, Caddis, Yellow Sally, Tricos	\$2,980	1
8/21-27	6 nights/5 days of fishing	Bighorn River	Kingfisher Lodge	Trout/PMD, Caddis, Yellow Sally, Tricos	\$2,980	0

SPFA On The River Clinic Schedule 2022

DATES	DESCRIPTION	TUITION	MAX
2/26-27	Two-day Beginning/intermediate on the stream clinic to gain practical experience on knots, insects, reading the water as well as dry-fly, nymphing and other techniques	\$350	6 students
3/5-6	Two-day Beginning/intermediate on the stream clinic to gain practical experience on knots, insects, reading the water as well as dry-fly, nymphing and other techniques	\$350	6 students

Please inquire about any of the trips listed above to:

Kathy Kim – 714.475.4529 | kimkathy@sbcglobal.net ❖ Joe Libeu – 310.749.6771 | fishlge@ix.netcom.com

Calendar of Events

November

1	Tuesday	7:00 PM	Beginning Fly Tying Class
2	Wednesday	6:30 PM	Board of Directors Meeting
		7:00 PM	Fly Tying Forum
4-6	Weekend		FFI Fly Fishing Expo (Virtual)
5	Saturday	8:00 AM	Club Spey Cast
5-8	Week		Northern California Steelhead w/ Marc Bonvouloir
6	Sunday	9:00 AM	Sunday Club Cast
8	Tuesday	7:00 PM	Beginning Fly Tying Class
9	Wednesday	7:00 PM	Fly Tying Forum
12	Saturday	8:00 AM	Club Spey Cast
15	Tuesday	7:00 PM	Beginning Fly Tying Class
16	Wednesday	7:00 PM	Fly Tying Forum
17	Thursday	6:00 PM	Monthly Meeting: Charlie Craven— Starts 1/2 Hour Early!
19	Saturday	8:00 AM	Club Spey Cast
20	Sunday	9:00 AM	Sunday Club Cast
23	Wednesday	7:00 PM	Fly Tying Forum
26	Saturday	8:00 AM	Club Spey Cast
			Clubhouse Cleaning for Venison Stag
29	Tuesday	7:00 PM	Beginning Fly Tying Class
30	Wednesday	7:00 PM	Fly Tying Forum

December

1	Thursday	9:00 AM	Decorating and Table Setting for Venison Stag
3	Saturday	8:00 AM	Club Spey Cast
		6:00 PM	Venison Stag
4	Sunday	9:00 AM	Sunday Club Cast
5	Monday	6:30 PM	Board of Directors Meeting
6	Tuesday	7:00 PM	Beginning Fly Tying Class
7	Wednesday	7:00 PM	Fly Tying Forum
10	Saturday		FFI Southwest Council Double Haul Ball Salt Water Clinic
13	Tuesday	7:00 PM	Beginning Fly Tying Class
14	Wednesday	7:00 PM	Fly Tying Forum
17	Saturday	8:00 AM	Club Spey Cast
18	Sunday	9:00 AM	Sunday Club Cast
20	Tuesday	7:00 PM	Beginning Fly Tying Class
21	Wednesday	7:00 PM	Fly Tying Forum
24	Saturday	8:00 AM	Club Spey Cast
28	Wednesday	7:00 PM	Fly Tying Forum
31	Saturday	8:00 AM	Club Spey Cast

Calendar of Events Continued...

January

4	Wednesday	7:00 PM	Fly Tying Forum
7	Saturday	8:00 AM	Club Spey Cast
		9:00 AM	Pre-Trip: Lower Owens #1 with John Lincoln and Dan Rivett
8	Sunday	9:00 AM	Sunday Club Cast
9	Monday	6:30 PM	Board of Directors Meeting
10	Tuesday	7:00 PM	Beginning Fly Tying Class
11	Wednesday	7:00 PM	Fly Tying Forum
12-15	Weekend		Lower Owens #1 with John Lincoln and Dan Rivett
14	Saturday	8:00 AM	Club Spey Cast
17	Tuesday	7:00 PM	Beginning Fly Tying Class
18	Wednesday	7:00 PM	Fly Tying Forum
21	Saturday	8:00 AM	Club Spey Cast
21-22	Weekend		Long Beach Casting Club Open Spey Tournament
24	Tuesday	7:00 PM	Beginning Fly Tying Class
25	Wednesday	7:00 PM	Fly Tying Forum
26	Thursday	7:00 PM	Monthly Meeting: John O'Brien from CDFW
28	Saturday	8:00 AM	Club Spey Cast
31	Tuesday	7:00 PM	Beginning Fly Tying Class



It's Full-on Autumn IN THE EASTERN SIERRA!!!

Crowley Lake is California's premier trout stillwater fishery. The autumn bite is strong, and the views on the lake can't be beat.

***Give me a call if you'd like to book a trip for the lake. Chris Leonard - 818.288.3271
I offer half-day and full-day trips. Moving waters as well as Crowley Lake.***





JUNKYARD SPEY



WWW.OLDMOEGUIDESERVICE.COM • 435-885-3342



YOUR FLY FISHING DESTINATION
& RESORT OUTFITTER

FLY FISHING EXCURSIONS • CLASSES
PRIVATE INSTRUCTIONS
(310) 749-6771

3901 Brayton Ave., • Long Beach, CA 90807 • www.spfadventures.com



hotel CURRENT

NIA ENG
DIRECTOR OF SALES

5325 e. pacific coast highway • long beach, ca 90804
direct 562.597.1341 x 117 • facsimile 562.597.8741
nia@hotelcurrent.com • www.hotelcurrent.com