

## Inside

- ❖ Fly of the Month: Shop Vac
- ❖ Club Trips for 2022, 2023
- ❖ Three Month Calendar

## Highlights

- Page 5: Beginning Casting and Rod Building Get Started
- Page 7: Crowley Lake Fishing Trip
- Page 11: Packing Light for Backpacking

# Target Talk

NEWSLETTER OF THE LONG BEACH CASTING CLUB, ESTABLISHED 1925

AUGUST 2022

WWW.LONGBEACHCASTINGCLUB.ORG


## Leader's Line...

### Seeking the Wild

BOB MAYFIELD, PRESIDENT

**M**y wife Diane and I started on a wild and native fishing journey back in May of the year 2001. We were attempting to complete the California Heritage Trout Challenge. I'm happy to say that we finally were able to complete it in 2008. I'm the 58<sup>th</sup> person and Diane is the 70<sup>th</sup> person to have completed the California Heritage Trout Challenge, and we had so much fun doing it that we started looking for other states that might offer a similar challenge. Before I go any further, let me define what is considered a wild and native fish.

"Wild and native trout are defined as such because they have remained in their native drainages isolated from humans and other invasive strains of trout for thousands of years. In their isolation these fish have adapted unique characteristics in response to their environments. To educate the public and protect these fish, states have begun trout challenges. These challenge the adventurer to locate and appreciate what it has taken for these fish to survive. Locations are varied, some have easy access, but most will take you to places you did not know still existed... many of which will challenge even the most capable off-road vehicle and driver."



MY GRANDSON GIDEON WITH FLY ROD

So, the journey had begun, and we decided that each summer we would try to complete a new Wild Fish Challenge, in a new state. Next on the list was the Wyoming Cutt-Slam. Once that was complete, there was a Utah Cutthroat Slam. Once that one was completed, we found the Nevada Native Fish-Slam.

The Nevada Slam took two summers to complete and was by far my favorite. We then went on to try to just find other states that might not have a wild program, but did have wild and native fish. We have fished remote parts of Arizona,

*Leader's Line...Continues on page 4*

# Club Trips for 2022, 2023

STEVE TIMM, 2<sup>ND</sup> VICE PRESIDENT

TRIP DATE	TRIP & LEADER
August 3	Local Tenkara Trip w/ A. Strauss, no Pre-Trip
August 8–11	Sierra Backpacking Agnew Meadows w/J. Garvey, Pre-Trip July 30, 9:00 AM
August 13	Yards & Inches (Pozole Bowl) w/M. Woodbury, Pre-Trip August 6, 9:00 AM
September 4–9	Bighorn River w/Joe Libeu, Pre-Trip June 11, 9:00 AM, <b>TRIP IS FULL</b>
September 10	On the Salt w/ K. Green, Pre-Trip Sep 1, 7:00 PM
Sept 21–24	20 Lakes Backpack w/ J. Garvey, Pre-Trip September 15, 7:00 PM
October 5–9	Crowley Lake w/S.Timm, Pre-Trip Aug 27, 9:00 AM
November 5–8	Northern California Steelhead w/ M. Bonvouloir, Pre-Trip October 29, 9:00 AM
January 12–15	Lower Owens #1 w/J. Lincoln & D. Rivett Pre-Trip Jan 7, 9:00 am
February 9–12	Lower Owens #2 w/J. Lincoln & D. Rivett Pre-Trip February 4, 9:00 am
March 9–12	Lower Owens #3 w/J. Lincoln & D. Rivett Pre-Trip March 4, 9:00 am
March TBD	Pyramid Lake w/P. Nakamura Pre-Trip TBD

**T**rip locations, dates and pre-trips may change, so monitor Target Talk or the Club's Web Calendar for the latest information. Trip deposits for trips which are "double occupancy", and require deposits in advance, are non-refundable. Should you need to cancel your reservation, your deposit money will only be refunded if another Club member replaces you.

If you'd like to be a Streamkeeper and need help organizing a Club trip, let me know. Contact Steve Timm if you have suggestions for a trip or any questions at: [srtimm@hotmail.com](mailto:srtimm@hotmail.com).



© JOANN BOSOWSKI

## OFFICERS

### PRESIDENT

BOB MAYFIELD  
(714) 392-2211

### 1<sup>ST</sup> VICE PRESIDENT

MARC BONVOULOIR  
(213) 369-9525

### 2<sup>ND</sup> VICE PRESIDENT

STEVE TIMM  
(562)-243-0826

### CO-CAPTAINS

MARK FLO: (562) 420-8121  
TOM OLSON: (310) 809-0409

### MEMBERSHIP SECRETARY

MARK ANGELO  
(562) 450-8865

### TREASURER

ED ALVARADO  
(213) 440-4655

### CORRESPONDING SECRETARY

BLAIR WILLIAMS  
(310) 386-8813

### FACILITIES & POND

STEVE JACKSON  
(310)-729-2308

### SENIOR DIRECTOR

COLIN KUMABE  
(562) 221-9418

### JUNIOR DIRECTOR

STEVE JONES  
(562) 682-7920

### TARGET TALK EDITOR

ROB PETERSON  
(310) 963-2515

# "Fly Fishing Travel Tips, Near or Far."

***Al Quattrocchi shares valuable information on how to travel to that incredible fly fishing destination.***

**MARC BONVOULOIR, 1<sup>ST</sup> VICE PRESIDENT**

Our August 25 speaker is **Al Quattrocchi** (aka Al Q). Al has been a saltwater fly angler, fly tier and fly fishing advocate for over 35 years. He has been a cheerleader for education and the environment, creating fly fishing events along the West Coast of California with the hope of introducing new anglers to the great passion he has for saltwater flyfishing. His personal mentors include **Lefty Kreh**, **Neal Taylor**, **Nick Curcione** and **Bob Popovics**.

Al is a two-time **IGFA** world record holder. Both saltwater records were set in a single day: a 12-pound tippet record for calico bass and 20-pound tippet record for white seabass. His articles, illustrations, photography and fly patterns have been published in magazines across the country. Al is a licensed and bonded guide, who prefers teaching casting and fishing techniques to new anglers around the world.

Al founded the popular **One Surf Fly** in Southern California, which lasted nine seasons and raised thousands of dollars for non-profits, supporting flyshops up and down the West Coast. Al and **Fly Fishers International Master Casting Instructor Jim Solomon** teach fly casting techniques around the world, through a program entitled **The FlyZone**. One of Al's most famous students is **Jimmy Kimmel**.

Al is currently the west coast regional editor of **Tail Magazine**. Tail is a bi-monthly publication, and the premier saltwater flyfishing magazine in the country. Al just became the West Coast Ambassador to the **American Museum of Fly Fishing**, located in Manchester, Vermont. Although Al has fished in many places around the globe, his passion is still



sight-fishing his local Southern California beaches in search of tailing corbina. He has recently self-published his first fly fishing book, entitled **The Corbina Diaries**, which is published by **Love2FlyFish Media**.

Al will focus on things to consider, whether you plan a simple fly-fishing day trip or that off-the-grid destination, to ensure that you have a fun/safe trip. **Join us, by Zoom or at the Club, Thursday, August 25 at 6:30 pm.**

## **JOIN ZOOM MEETING**

<https://us06web.zoom.us/j/82533040724?pwd=WkRkVHZOTzVkZm40Q25zeVR1bWhpUT09>

**MEETING ID: 825 3304 0724**

**PASSCODE: 046473**

## **We Need Volunteers!**

**COLIN KUMABE, PAST PRESIDENT**

The Long Beach Casting Club needs volunteers to help with maintaining the new website. The new webpage was developed using the WordPress and MemberPress software. Help is needed to:

- ❖ Collect and select photos and video to be used on the webpages
- ❖ Enter information into the Club Calendar
- ❖ Collect and enter information for each event, class, and meeting
- ❖ Manage advertisements from sponsors
- ❖ And much, much more.

No experience needed, as training will be provided for all volunteers. If interested, please contact Colin Kumabe at [ctkumabe@gmail.com](mailto:ctkumabe@gmail.com)



### Leader's Line...Continued from page 1

New Mexico, Colorado, Alaska, Canada and Ireland. Along the way we have had some incredible encounters. These would include places so isolated that we would see no people or signs of people for five days at a time. We have broken down (took three days to get out), got other folks out of bad spots (resulted in an invite to a Napa Winery and a fine bottle of wine), encountered a mother bear and cub (cannot believe how fast a baby bear can climb a tree), moose and a very ornery skunk.

We have also gotten our adult children and grandchildren involved. They have all completed the California challenge and earned a place in the coffee table book that was created by California Fish and



Wildlife (**pictured**).

These wild and native fish are some of the most beautiful freshwater fish this planet has, and once you get to them they're eager to take a well-placed (or not so well-placed) fly. **Pictured** is a Golden Trout



caught in the upper drainage of the South Fork Kern. My wife and my family have many memorable stories to tell, because of our search for these remarkable fish. I would encourage all of you to give a thought to looking for the "wild" out there.

If you would like to know more about these challenges or get started on one of them, I have included the below links:

#### CALIFORNIA

<https://wildlife.ca.gov/Fishing/Inland/HTC>

#### WYOMING

<https://wgfd.wyo.gov/Fishing-and-Boating/Cutt-Slam>

#### NEVADA

<https://www.ndow.org/get-outside/fishing/angler-recognition-program/>

#### UTAH

<https://www.utahcutthroatslam.org/>

## New Club Members

MARK ANGELO,  
MEMBERSHIP SECRETARY

The Board of Directors approved these new members at the last Board meeting:

- ❖ Patrick Cross of Long Beach, CA
- ❖ Kevin Fabian of Seal Beach, CA
- ❖ Albert Hong of Cerritos, CA
- ❖ Bill Nielsen of Laguna Niguel

Please greet and welcome all our new members at the Club's next monthly meeting. Here's wishing them a lifetime of healthy hatches and tight lines.

**Members: if you see visitors at Club meetings, let's make them feel welcome and inform them of the activities we have to offer!**

# Beginning Casting Classes this September!

JOHN VAN DERHOOF, PAST PRESIDENT

The Long Beach Casting Club will have a Beginning Casting Clinic this September. The class is taught by John Van Derhoof, who is a **Master Certified Casting Instructor**. The class will get our students started in discovering the joy of fly casting and fly fishing. It will be held on four consecutive Tuesday evenings. The clinic is open to all.

## **SESSION 1**

**Tuesday, September 27, 2022 from 7:00–9:00 pm.**

After a brief outdoor orientation, you will learn the proper method of performing the Pick-Up and Lay Down Cast.

## **SESSION 2**

**Tuesday, October 4, 2022 from 7:00–9:00 pm.** Review the Pick-Up and Lay Down and learn the False Cast.

## **SESSION 3**

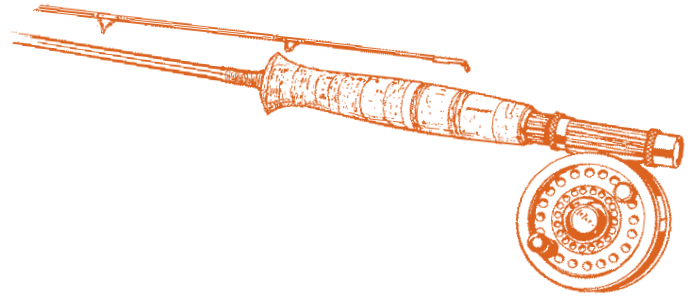
**Tuesday, October 11, 2022 from 7:00–9:00 pm.** Review the Pick-Up and Lay Down and False Cast. Then we will learn how to mend line to make us better fly fishers. The mends will be the Pile Cast, Reach Mend and the Reach Mend but with slipping line. We may also try the Roll Cast.

## **SESSION 4**

**Tuesday, October 18, 2022 from 7:00–9:00 pm.** Briefly review the Pick-Up and Lay Down, False Cast, Line Mending. Then we will spend more time with the Roll Cast. You will then learn to extend line while False Casting and finally, we will work on a couple more fishing mends.

Questions? Please contact John Van Derhoof at [lbccbeginningcasting@gmail.com](mailto:lbccbeginningcasting@gmail.com).

**No Cost: Free, no charge for these sessions. No signup is needed—just show up!**



## Coming to a Clubhouse Near You!

***Don't Forget About the Rod Building Class Starting Tuesday, August 2<sup>nd</sup> at 7:00 pm***

EDDIE MADRID, MEMBER

Learn the steps needed to build your own fly rod. This class covers the basics of component selection and techniques needed to make your own rod. While instruction focuses on fly rods, the techniques covered are applicable to regular fresh- and saltwater rods too.

In addition to instruction, class participants have access to specialized building tools to help build that special heirloom rod.

No tools are needed for the Orientation class. Small fee for the Rod Building Manual.

Class is free and open to all.

This class begins Tuesday, August 02, 2022 with an orientation session to choose and order rod blanks. After a hiatus, while we wait for the blanks to be delivered, the class resumes on August 23, and runs for five consecutive sessions, ending on September 20, 2022.

For questions, contact Eddie Madrid (562-537-9618 or [netboy3@verizon.net](mailto:netboy3@verizon.net))



## INTRODUCED OVER 40 YEARS AGO

when our original range of Lightweight PVC Waders was developed in the UK, we've grown considerably to include a full range of premium fly fishing gear and technical apparel aimed at enhancing your fishing experience.

---

Inspiring Anglers To Fish  
Since 1978

## DID YOU KNOW...

Club members receive exclusive offers and discounts?

---

Shop online at  
[www.snowbee-usa.com](http://www.snowbee-usa.com)

# Snowbee

EST 1978



(626) 542-3810



[support@snowbee-usa.com](mailto:support@snowbee-usa.com)



<https://snowbee-usa.com>

Rods | Reels | Lines | Waders | Apparel | Accessories



# Crowley Lake Fishing Trip

STEVE TIMM, 2<sup>ND</sup> VICE PRESIDENT

**W**e are adding a new club trip to the calendar this year. It's to Crowley Lake in the local Sierras. Expect to catch big fish here. Sizes average 17 to 24 inches. Make sure the drag on your reel is functioning well, because it's going to get a workout!

The dates of the trip are Oct 5<sup>th</sup> through the 9<sup>th</sup>. Club condo reservations will be available for the nights of the 5<sup>th</sup> through 8<sup>th</sup>, leaving on the 9<sup>th</sup>. The cost of the condo per person is about \$180 for the four nights. We also need to limit the number of cars at the condo due to limited parking, so some carpooling is required. The pre-trip will be August 27 at 9:00 am.

You can also make your own lodging reservations if you choose to do so.

We'll be fishing from boats. You can get a guide boat for the lake if you desire, or you may fish from your own boat, kayak or float tube. There are also rental boats available on Crowley with no guide. If you rent a boat, it's recommended that you go with the bigger engine, not the 15 hp, and bring your own Fish Finder if possible. The boat will come with anchors.

If you get a guide, the cost is from \$150 to \$200 per person per day. You will need to decide if you will put two or three people in a boat. I recommend just two. You also can fish for a full day or a five-hour half day. Most guided boats go for a half day. The wind typically comes up in the afternoon, making fishing harder. Some guides will let you reserve a half day, which you can extend to a full day if the wind remains mild.

We'll supply a list of recommended guides, and let you make your own reservations. We'll also help you pair up, to get two or three in a boat. But we're letting you make your own guide reservations, since there are so many choices that affect the cost.

I would expect most people to get a guide for the first day or two, and then fish on their own for the remaining days. Note that the best fishing is in the morning, so you can get a good amount of fishing in even on Sunday before your trip home.

Get your guide reservation by early August, to make sure a guide is available. Boat rentals from Crowley fill up even faster, but they won't give estimates on when.

If you fish any days from your own kayak or float tube, you should have a car with reasonable ground clearance. We will probably be fishing in the north arm of Crowley. The road out there is a double-track in places, with a hump in the middle.

There is a possibility of high winds that will prevent us from going out on Crowley. If that happens, we'll fish Hot Creek, Upper Owens or even Lower Owens. Bring your wader gear, even if you don't need it for Crowley.

If interested, email Steve Timm at [srtimm20@hotmail.com](mailto:srtimm20@hotmail.com) to get a spot in the Condo. I have a few trips this summer with spotty cell coverage, so responses may not be immediate.



# Fly Fish the Trinity and Lower Sac Rivers with LBCC

LBCC WILL BE FISHING THE RIVERS OF NORTHERN CALIFORNIA! JOIN US...



**ADDRESS:** 4140 Churn Creek Rd, Redding, CA 96002  
**HOURS:** Closes at 6:00 PM  
**PHONE:** (530) 222-3555  
**E-MAIL:** info@theflyshop.com

**RED LION HOTEL**  
 1830 Hilltop Dr,  
 Redding, CA 96002  
 Phone: (530) 221-8700

Join the club as we venture up north to Redding California to fish the Trinity and the lower Sac for Steelhead and trout. We will be fishing out of 'The Fly Shop' in Redding, CA. for two days of fabulous Northern California Fly Fishing.

## Details are as follows:

- WHEN:** November 5–8, 2022. Arrive on Saturday and depart on Tuesday.
- COST:** Total cost of the trip is **\$710.43** per person, double occupancy plus a small fee ranging from \$15–\$25 each for boat trailer repositioning. Trip cost detail is: \$495.00 per day for the guide, boat and lunch and \$143.62 per night for the room, for two anglers.
- DEPOSITS:** First deposit of **\$495.00** due no later than September 1, 2022 and should be sent directly to The Fly Shop under LBCC NorCal Trip designation on your check. Second deposit of **\$215.43** will be paid upon departure from Red Lion Hotel when you check out on Tuesday, November 8.
- INCLUDES:** 3 Nights lodging and one day drift fishing on the Trinity River and one day drift fishing on the lower Sac. Lunch is included on drift days.
- NOT INCLUDED:** **Meals, fishing license, Steelhead Card and alcoholic beverages.**
- LODGING:** We will stay at the RED LION HOTEL in Redding, close to THE FLY SHOP. Room arrangements will be provided by Marc Bonvouloir. See above for Red Lion contact info and address.
- SCHEDULE:** Schedule: Sunday 11-6-22 we will meet guides at The Fly Shop 8am (10 minutes from the hotel) and depart to float the Lower Sacramento. On Monday 11-7-22 we will meet the guides in Weaverville for a full day float/wade on the Trinity River. Weaverville is 1 hour west of Redding. River designations may change due to late fishing conditions.
- GEAR:** For the trinity 6–8 wt. rods and for the lower Sac 5–6 wt. rods. Fishing license and a Steelhead card (\$7.50) are required. Be prepared for all types of weather at this time of year. The Fly Shop will provide rods/reels if needed and all flies.
- MORE:** Questions or to get on the interest list Contact Marc Bonvouloir at 213-369-9525 mrmlb21@gmail.com



# Backpacking Trip to the Twenty Lakes Basin

JIM GARVEY, MEMBER

Join the Fun, go on the LBCC Annual 20 Lakes Basin Backpacking Trip September 21–24. This is a moderate three-day/two-night ten-mile loop through **20 Lakes Basin** in the Hoover Wilderness, adjacent to Saddlebag Lake. This trip is perfect for those new to backpacking and/or backcountry fly fishing. This scenic area, at 10,000 feet, is below the Sierra Crest, with varied topography including lakes, meadows and interconnecting streams. Route elevation gain and loss is very manageable. Be prepared for quickly changing weather: sunny and warm to wind, rain and/or snow.

On Wednesday, September 21 we meet at the **USFS campground at Saddlebag Lake** for the Group Potluck Dinner. It is about a seven-hour drive to Saddlebag Lake. Participants are requested to arrive at the campground by 6:00 PM Wednesday to start acclimatizing and organizing their equipment. We will hike in Thursday, September 22, and hike out and drive home Saturday, the 24<sup>th</sup>.

The pre-trip meeting and discussion of lightweight backpacking equipment and techniques will be 7:00 PM at the LBCC Clubhouse on Thursday, September 15. To sign up or for more information please contact either Jim Garvey at **310-985-0761** or [jimgarvey@sbcglobal.net](mailto:jimgarvey@sbcglobal.net) or Colin Kumabe at **562-221-9418** or [ctkumabe@gmail.com](mailto:ctkumabe@gmail.com).



## *In appreciation for the many years of support,*

Bob Marriott's is pleased to give 2% of all Long Beach Casting Club member purchases back to the Club. This store credit can be used by the club for raffle prizes or toward other product purchases that will help enhance and benefit club activities. When purchasing from Bob Marriott's, please be sure to mention that you are a LBCC member to help ensure that a percentage of your sale goes back to the club.



# High Sierra Backpack Trip: August 8-11, 2022

JIM GARVEY, MEMBER,  
& COLIN KUMABE, PAST PRESIDENT

This trip is a high Sierra backpacking and fly fishing trip to **Lake Ediza** and Minaret Lakes, below the Sierra Crest and above the San Joaquin River in the **Ansel Adams Wilderness**. This is one of the most inspiring scenic areas in the Sierras. Once in this area, we will spend the next two days exploring and fishing in **Iceberg Lake, Cecile Lake and Minaret Lake**.

The plan is to arrive on Sunday, August 7 to "acclimatize" at **Agnew Meadows Trailhead**. Monday, we hike seven miles from Agnew Meadows to Ediza Lake; an elevation gain of 1,000 feet. From there we'll do some cross-country hiking for three miles, gaining about 500 feet, to Minaret Lake, elevation 9,822 feet.

On Thursday, August 11, we will hike eight miles while descending 2,222 feet on the Minaret Lake Trail to the **Devil's Postpile Trailhead**. We will shuttle between the Devil's Postpile Trailhead and the Agnew Meadows Trailhead, then drive home.

Permit space is very limited, and participants need to be in good physical condition and be familiar with their backpacking gear. Since this trip involves cross-country trekking, participants need to be comfortable with off-trail hiking and route finding. If interested contact Jim Garvey ([jim\\_garvey@sbcglobal.net](mailto:jim_garvey@sbcglobal.net)) or Colin Kumabe ([ctkumabe@gmail.com](mailto:ctkumabe@gmail.com)).



ICEBERG LAKE

## 15% Discount from Aventik

PAUL BURGNER, MEMBER

**C**hao Hang of Aventik is offering LBCC members a **15% discount** on the below products. Go to the club page and click on "Sponsors", then "Aventik". The Aventik (Amazon) page will come up. Type the ASIN # in the search area (example: ASIN B079NBK9L4). The product will come up.  
**Or: just click on the item description below.**

Use code **B28IYISB** for the discount. The list and code change monthly, so keep watching here.

### ITEMS FOR THIS MONTH:

- ❖ [EVA Fly Box ASIN: B0865TSN77](#)
- ❖ [Loop Connector ASIN: B07KTSSD8N](#)
- ❖ [Saltwater Fly line ASIN: B0877YCQ4N](#)
- ❖ [Fly Hook Hackle Pliers ASIN: B075J8MKC8](#)
- ❖ [Glass Rattles ASIN: B08DTVIVSV](#)

## TREASURE ISLAND HOMESTEAD

*Vacation Rental on the upper North Platte River*

Book Direct at:  
[TreasureIslandHomestead.com](http://TreasureIslandHomestead.com)

GPS: 41.3324, -106.7293  
Saratoga, WY  
(307) 228-4119  
[info@TreasureIslandHomestead.com](mailto:info@TreasureIslandHomestead.com)





# Packing Light for Backpacking

COLIN KUMABE, PAST PRESIDENT

**W**hy does weight matter? Simple: you won't be as tired when you arrive at your destination. Each fraction of an ounce matters. A few additional ounces here and there add up to making your day much tougher.

The primary items to keep light are the "big three":

- ❖ Backpack: two pounds
- ❖ Tent: three pounds
- ❖ Sleeping bag and sleeping pad: three pounds

During our Club backpacking trips, we can keep the total weight of all gear carried less than 30 pounds. This includes the weight of all food, one liter of water, water filter, cold weather clothing, fly fishing gear, toiletries, cooking gear and the Big Three.

Based on the number of trip days, spare shirts, socks and pants are likely extra weight. Most backpackers take luxury items that make us feel more comfortable, like a paperback book. I like to take an extra pair of wool socks to keep my feet warm at night.

Taking short trips in groups with experienced backpackers can help to reduce your backpack weight. Short trips can help to confirm what is essential gear and what is unnecessary.

So, how about it? Join us on our Club trip to Twenty Lakes Basin from September 21 through 25. Everyone is welcome!

Anyone interested in going, please contact me at [ctkumabe@gmail.com](mailto:ctkumabe@gmail.com) or Jim Garvey at [jim\\_garvey@sbcglobal.net](mailto:jim_garvey@sbcglobal.net) for more information and help with preparations. The trip to the Saddlebags Lake area is great for anyone curious about backpacking, since the trail is relatively short and without many steep climbs.



## Recordings of LBCC Monthly Speakers

ROB PETERSON, TARGET TALK EDITOR

**L**ast year, the Club began recording our monthly meeting presentations (see [February 2022 Target Talk](#) for last year's presentations). Below is the info for this year.

Our last recording was March. There was no April speaker, we failed to record the May speaker and the June speaker requested we not record him.

Just click on one of the below links, and copy and paste the password at the prompt:

**JANUARY:** Steph Albano of [Finatical Flyfishing](#). Topic: "Global Guide Service for Women, Run by Women". Length: 37 minutes.

[Steph Albano Presentation Jan. 27, 2022](#)  
Passcode: d9sE1\*pn

**FEBRUARY:** Glenn Ueda, [So Cal Fishing Guide](#). Topic: "Planet Carp". Length: 110 minutes.

[Glenn Ueda Presentation February 24, 2022](#)  
Passcode: 2C!.hWQ1

**MARCH:** Ernie Gulley, [Ernie Gulley Flyfishing](#). Topic: "Stillwater Tactics." Length: 81 minutes.

[Ernie Gulley Presentation March 31, 2022](#)  
Passcode: Ri65p6%N



# GOLDEN SAILS

LB — HOTEL — CA



## SET SAIL FOR COMFORT & CONVENIENCE

- On-site fitness center
- Complimentary Wi-Fi
- 24-hour business center
- Outdoor year-round heated pool
- Oversized spa
- Spacious courtyard with gazebo, ideal for weddings
- On-site vending machines
- Coin-operated laundry
- ATM machine
- Complimentary USA newspapers in the lobby
- 173 guest rooms featuring:
  - Work desk
  - 32 inch flat-screen TV
  - Microwave
  - AM/FM alarm clock radio
  - Mini refrigerator
  - Single cup Haus Maid coffee maker
  - Ironing board
  - Hairdryer
  - Aquamer Institute Swiss® bath amenities
  - Air conditioning

### GOLDEN SAILS HOTEL

6285 E. Pacific Coast Highway, Long Beach, CA 90803 | (562) 596-1631 | [goldensailshotel.com](http://goldensailshotel.com)

# Fly Tying Tip: Slotted Beads

DAVE BOYER, MEMBER

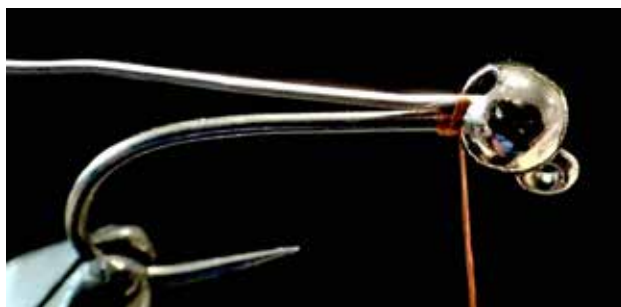
To stabilize normal round beads, we can add a few lead wraps and shove them into the larger hole at the back of the bead (**Photo-1**).



This does not work as well for slotted beads on a jig hook (**Photo-2**), as the lead does not fit directly into the slot to stabilize it.



Try starting your thread just behind the slotted bead, then take an end of your lead wire and shove into the end of the bead (**Photo-3**). You can then take a couple of wraps of thread over the lead, and it stays in the slot, helping to stabilize the bead.



You can also take as many additional wraps of lead as you need, and the thread covering has already started with no unnecessary movement of your lead wraps (**Photo-4**). This wedges the end of the lead inside the slot and keeps the bead from excess movement.

## "Teach the Teacher!"

JOE LIBEU & COLIN KUMABE, PAST  
PRESIDENTS, MARK FLO, CO-CAPTAIN

The Long Beach Casting Club will begin a new program: "Teach the Teacher". The purpose is to train members to teach fly casting. Participants will be able to identify reasons for casting flaws and learn how to recommend ways to fix problem casts.

In addition to catching more fish and helping others, another side benefit of the Teach the Teachers program is for participants to coach themselves toward better casting.

The Teach the Teacher Classes are scheduled for a pre-meeting on August 31, and the training will start on September 14, 21 and 28. The Beginning Casting Class will be on Tuesdays: September 27, October 4, 11 and 18. The instructors in training will practice what they have learned and apply this training to the public casting program.

If you'd like to join us, notify Joe Libeu, [fishlgf@ix.netcom.com](mailto:fishlgf@ix.netcom.com); Mark Flo, [markcflo@yahoo.com](mailto:markcflo@yahoo.com) or Colin Kumabe, [ckumabe@gmail.com](mailto:ckumabe@gmail.com). Watch the upcoming Target Talk announcements and practice your casting. See you at the Pond.

# Fly of the Month: Shop Vac

JOHN VAN DERHOOF, PAST PREZ

So what happens when you combine two of the best flies ever? Do you get a truly remarkable and effective pattern, or something for the fish to yawn at? I have tried, tied and fished dozens of patterns that were essentially two flies turned into one, and, believe me, the results were as varied as can be. Last month's pattern, the X-Caddis, is a merge of the Elk Hair Caddis and the Sparkle Dun, and it has become one of the best caddis patterns on the planet. This month's offering is the "love child" of the \$3 Bridge Serendipity (aka the \$3 Dip) and the Pheasant Tail Nymph. Yup, the Shop Vac!

This fly is so easy to tie, and so effective, that it needs to be in every fly box for just about any season of the year. Some months I give you challenges to try, and other months you get "easy peasy" to tie fish catchers. The Shop Vac is surely the latter. I am not 100% sure who came up with this pattern, but rumor has it that this is another great Blue Ribbon fly pattern from the vise of Craig Mathews. Living and fishing in the "Golden Triangle" of fly fishing, these guys always come up with winning patterns.

I like to fish this with a lighter-weight bead, and higher in the water column, on a multi-fly rig. If it looks like a hatch may be starting then I will fish it on the bottom, with an unweighted Halo or Jujubaetis above it. Obviously, if you want to get down, a tungsten bead or adding some lead can help.

The colors I use are pretty limited. The original is a pheasant-tail body with a gold bead and copper rib, and that's my favorite. I also tie an olive-dyed pheasant tail body version, with a copper bead and gold rib. My final version is the original, but with a slightly darker wing and either fluorescent-orange or red thread, creating a hot spot at the bead. This pattern has become known as the Hot Vac, and is often tied with a tungsten bead and fished Euro-style. However, don't be afraid to try something different, like all black or whatever color or combination trips your trigger.

So sit down and tie a few Shop Vacs up. Vary the sizes and go catch some fish!

## MATERIALS FOR TYING THE SHOP VAC:

- Hook:** Tiemco 2487 or similar; size #16–22
- Thread:** Veevus 10/0 or 12/0; brown, black, fluorescent orange or red
- Bead:** Gold; 5/64" (2.0mm) for #16–18, 1/16" (1.6mm) for #20–22
- Body:** Pheasant tail; four to six strands of natural or dyed olive
- Rib:** Copper or gold wire; small to extra small
- Wing:** Zelon or similar; white to light gray



ORIGINAL  
SHOP VAC



## INSTRUCTIONS FOR TYING THE SHOP VAC:

1. Start out by mounting your hook in your vise.
2. Now remove the hook from your vise and put the bead on it! Hate when that happens... be sure to install the bead using the small opening first (it's tough enough to pass your tippet through the eye, so don't make it tougher by going the other way 'round'). Attach your thread and counterspin it to make it flat and controllable. Continue to counterspin as you proceed through the rest of the fly. Southpaws are almost immune to this, but even they will have to do it.
3. With your thread attached by a half dozen turns, pull off about six inches of copper wire. Fold a very short section of the wire back on itself and insert it into the bead, pushing it against the eye. This will help lock the bead's position. Using touching wraps, wind the thread over the wire down to a point about one third to one half the way around the hook bend.
4. Select four to six strands of pheasant tail fibers, and strip them away from the tail. Remove the curly ends with your scissors—they tend to catch and create havoc as you wind—and remove about one quarter inch of the tips (they break easily). Tie in the pheasant tail fibers by the remaining tip ends, and wind your thread back up to the bead using even, touching wraps.
5. Wind the pheasant tail fibers carefully (they are delicate!) all the way up to the bead, and tie them off. Winding in the reverse direction, advance the copper wire with evenly-spaced turns up to the bead, and tie it off as well. It can be difficult to tie off reverse-wound wire, since it's going in the same direction as your thread. A great way to counter that is to wrap your thread around the wire, and reverse the way you wind the thread (from the back side over the top and towards you). That will easily grab the wire and



tie it down, and then you can just reverse the process and return to normal winding.

6. Select a one-inch-long section of Zelon or similar material (I often use EP TriggerPoint fibers). The amount should be about a third the diameter of a pencil, or less. Lay the wing material over the back of the fly, immediately adjacent to or touching the bead, and make one turn of thread. Fold the wing in half, by folding the front pointing section to the rear. If the tie-down point moves too far away from the bead, just grab both ends of the wing, lift it (while holding your thread and bobbin holder), and pull it up against the bead. Now add additional turns of thread to anchor the wing down.

Finally, form a neat collar of thread around the base of the wing and onto the bead, and whip finish. Add a thin coat of head cement and **GO FISHIN'!**



# LONG BEACH CASTING CLUB

## Come and Fish the Bighorn River!



Come along with the club for a unique fly-fishing experience

**ADDRESS:** Bighorn River  
Fort Smith, Montana

**STREAMKEEPER:** Joe Libeu  
Fishlgrf@ix.netcom.com  
310-749-6771

### **DETAILS:**

Dates are September 4–9, 2022. 5 nights 4 days fishing the famous Bighorn River with Joe Libeu. Joe has been fortunate to fish this river for over 20 years and finds it to be one of the best rivers in the western U.S. The trip is limited to 12 members. The first two days will be guided float trips to different portions of the river. The next two days will be on your own wading the river. Good wading skills are required for this trip. There is an option to rent drift boats but you must have experience rowing. Guides will provide all flies while floating. Lunch provided on guided floats.

### **LODGING:**

A large house overlooking the river will be HQ for this trip. With 5 bedrooms, 3 and a half bathrooms and two kitchens, the plan is to accommodate 12 members very comfortably.

### **MEALS:**

The Bighorn is on an Indian reservation and there is only one restaurant at the Trout Shop, thus we will be cooking our own meals. Joe will create a dinner menu that is agreeable to all and will set up teams of two members to cook a meal for everyone. Since there will be 12 members, 5 teams of two will cook dinner for all and two members will handle dessert. Dinners are included in base price, breakfast and lunch on days we are not floating will be on your own. Spirits may be purchased in Billings or Hardin. The Crow reservation is dry.

### **COST AND DEPOSIT SCHEDULE:**

The cost of the outing is **\$1,015** per person. 50% will be due upon signup and 50% due 45 days before the trip. As everyone is aware, the trip is based on 12 individuals. If, for some reason, you cancel you will be responsible for a replacement. Joe will help coordinate. All payments will be handled through the club. Price does not include transportation.

**FISHING**
**AMMO**

**REAGAN'S**  
Sporting Goods

**HUNTING**
**ARCHERY**

 963 N. Main Street  
Bishop, CA 93514

**PH (760)872-3000**  
**FAX (760) 872-8000**
**BISHOP, CALIFORNIA**

## SIERRA PACIFIC FISHING ADVENTURES *for 2022*

### SPFA Hosted-Trip Calendar 2022

DATE	DURATION	DESTINATION	LODGE	TARGET SPECIES / HATCH	COST	SPOTS REMAINING
4/8-14	6 nights/5 days of fishing	Missoula, MT: Clark Fork, Bitterroot, Blackfoot Rivers	Dry Fly Apt	Trout/Skwala Hatch	\$2,324 (breakfast & dinner not included)	6
5/18-23	5 nights/4 days of fishing	Craig, MT: Missouri River	Hidden Canyon Lodge	Trout	\$2,960	3
6/14-23	7 nights/6 days of Fishing	Japan	Hokkaido and Tohoku	Trout, White Spotted Chars	\$5,100 /angler \$5,000/nonangler	0
7/6-13	7 nights/6 days of fishing	Belize	El Pescador	Bonafish, Permit, Tarpon	\$4,150	1
8/14-20	6 nights/5 days of fishing	Bighorn River	Kingfisher Lodge	Trout/PMD, Caddis, Yellow Sally, Tricos	\$2,980	1
8/21-27	6 nights/5 days of fishing	Bighorn River	Kingfisher Lodge	Trout/PMD, Caddis, Yellow Sally, Tricos	\$2,980	0

### SPFA On The River Clinic Schedule 2022

DATES	DESCRIPTION	TUITION	MAX
2/26-27	Two-day Beginning/intermediate on the stream clinic to gain practical experience on knots, insects, reading the water as well as dry-fly, nymphing and other techniques	\$350	6 students
3/5-6	Two-day Beginning/intermediate on the stream clinic to gain practical experience on knots, insects, reading the water as well as dry-fly, nymphing and other techniques	\$350	6 students

Please inquire about any of the trips listed above to:

Kathy Kim – 714.475.4529 | [kimkathy@sbcglobal.net](mailto:kimkathy@sbcglobal.net) ❖ Joe Libeu – 310.749.6771 | [fishlfg@ix.netcom.com](mailto:fishlfg@ix.netcom.com)



## Calendar of Events

### August

1-5	Week	9:00 AM	Scouts Fishing Merit Badge
1	Monday	9:00 AM	Project Healing Waters Casting
		6:30 PM	Board of Directors Meeting
2	Tuesday	7:00 PM	Tuesday Night Cast
			Rod Building Orientation Session
3	Wednesday		Local Tenkara Event w/ Art Strauss
		7:00 PM	Fly Tying Forum
6	Saturday	8:00 AM	Club Spey Cast
		9:00 AM	Pre-Trip: Yards & Inches (Pozole Bowl) w/ Mick Woodbury
8-11	Week		Sierra Backpacking Agnew Meadows w/ Jim Garvey
9	Tuesday	7:00 PM	Tuesday Night Cast
10	Wednesday	7:00 PM	Fly Tying Forum
13	Saturday		Yards & Inches (Pozole Bowl) w/ Mick Woodbury
		8:00 AM	Club Spey Cast
16	Tuesday	7:00 PM	Tuesday Night Cast
17	Wednesday	12:00 PM	Fly Tying Forum
20	Saturday		Long Beach Casting Club Spey Tournament
		8:00 AM	Club Spey Cast
23	Tuesday	7:00 PM	Tuesday Night Cast
			Rod Building Class
24	Wednesday	7:00 PM	Fly Tying Forum
25	Thursday	7:00 PM	Monthly Meeting: Al Quattrocchi; Travel Tips Near or Far
27	Saturday	8:00 AM	Club Spey Cast
		9:00 AM	Pre-Trip: Crowley Lake with Steve Timm
30	Tuesday	7:00 PM	Tuesday Night Cast
			Rod Building Class
31	Wednesday	7:00 PM	Fly Tying Forum
			Pre-Meeting: Beginning Fly Casting "Teach the Teacher"

### September

1	Thursday	7:00 PM	Pre-Trip: On the Salt w/ Kevin Green
3	Saturday	8:00 AM	Club Spey Cast
4-9	Week		Bighorn River Trip w/ Joe Libeu— <b>TRIP IS FULL</b>
5	Monday	6:30 PM	Board of Directors Meeting
6	Tuesday	7:00 PM	Rod Building Class
7	Wednesday	7:00 PM	Fly Tying Forum
10	Saturday		On the Salt w/ Kevin Green
		8:00 AM	Club Spey Cast
13	Tuesday	7:00 PM	Rod Building Class
14	Wednesday	7:00 PM	Fly Tying Forum
			Beginning Fly Casting "Teach the Teacher" Sessions
15	Thursday	7:00 PM	Pre-Trip: 20 Lakes Backpack w/ J. Garvey
17	Saturday	8:00 AM	Club Spey Cast
20	Tuesday	7:00 PM	Rod Building Class
21-24	Week		20 Lakes Backpack w/ J. Garvey
21	Wednesday	7:00 PM	Fly Tying Forum
			Beginning Fly Casting "Teach the Teacher" Session
24	Saturday	8:00 AM	Club Spey Cast
25	Sunday		Captain's Handicap
27	Tuesday	7:00 PM	Beginning Fly Casting Clinic
28	Wednesday	7:00 PM	Fly Tying Forum
			Beginning Fly Casting "Teach the Teacher" Session
29	Thursday	7:00 PM	Monthly Meeting: Gary Borger

## Calendar of Events Cont'd.

### October

1	Saturday	8:00 AM	Club Spey Cast
3	Monday	6:30 PM	Board of Directors Meeting
4	Tuesday	7:00 PM	Beginning Fly Casting Clinic
5	Wednesday	7:00 PM	Fly Tying Forum
5-9	Week		Crowley Lake w/ Steve Timm
8	Saturday	8:00 AM	Club Spey Cast
9	Sunday	9:00 AM	Sunday Club Cast
11	Tuesday	7:00 PM	Beginning Fly Casting Clinic
12	Wednesday	7:00 PM	Fly Tying Forum
14-16	Weekend		Northwestern Casting Tournament, Golden Gate Casting Club
15	Saturday	8:00 AM	Club Spey Cast
		9:00 AM	On the River Clinic: Classroom
18	Tuesday	7:00 PM	Beginning Fly Casting Clinic
19	Wednesday	7:00 PM	Fly Tying Forum
22	Saturday	8:00 AM	Club Spey Cast
23	Sunday	9:00 AM	Sunday Club Cast
25	Tuesday	7:00 PM	Beginning Fly Tying Class
26	Wednesday	7:00 PM	Fly Tying Forum
27	Thursday	7:00 PM	Monthly Meeting: Joe Libeu; Fishing the Big Horn
29	Saturday	8:00 AM	Club Spey Cast
		9:00 AM	Pre-Trip: NorCal Steelhead Trip w/ Marc Bonvouloir
29-30	Weekend		On the River Clinic Lower Owens Outing w/ Joe Libeu



## ***It's Full on Summer IN THE EASTERN SIERRA!!!***


***Crowley Lake is California's premier trout stillwater fishery. The summer bite is strong, and the views on the lake can't be beat.***

***Give me a call if you'd like to book a trip for the lake. Chris Leonard - 818.288.3271  
I offer half-day and full-day trips. Moving waters as well as Crowley Lake.***





JUNKYARD SPEY



[www.redshedflyshop.com](http://www.redshedflyshop.com)



[WWW.OLDMOEGUIDESERVICE.COM](http://WWW.OLDMOEGUIDESERVICE.COM) • 435-885-3342



YOUR FLY FISHING DESTINATION  
& RESORT OUTFITTER

FLY FISHING EXCURSIONS • CLASSES  
PRIVATE INSTRUCTIONS  
**(310) 749-6771**

3901 Brayton Ave., • Long Beach, CA 90807 • [www.spfadventures.com](http://www.spfadventures.com)



hotel CURRENT

**NIA ENG**  
DIRECTOR OF SALES

5325 e. pacific coast highway • long beach, ca 90804  
direct 562.597.1341 x 117 • facsimile 562.597.8741  
[nia@hotelcurrent.com](mailto:nia@hotelcurrent.com) • [www.hotelcurrent.com](http://www.hotelcurrent.com)