

Inside

- ❖ Fly of the Month: Trusty Rusty
- ❖ Club Trips for 2021, 2022
- ❖ Three Month Calendar

Highlights

- Page 7: Save the Date! Annual Venison Stag December 4
- Page 11: Beginning Fly Tying Zoom Sessions Starting
- Page 14: LBCC White Elephant/Yard Sale Report

Target Talk

NEWSLETTER OF THE LONG BEACH CASTING CLUB, ESTABLISHED 1925

OCTOBER 2021

WWW.LONGBEACHCASTINGCLUB.ORG

Leader's Line...

Hope your Summer was Great! Thanks to All for your Contributions

STEVE JONES, PRESIDENT

Greetings, fellow fly fishers. I hope that you have had a great summer and have had many opportunities to get out there and do some fishing.

Over a year ago we discussed whether the Beginning Fly Tying class should be held via Zoom or at the Clubhouse. I never thought that a year later we'd be having the same discussion. As we all know, this pandemic is still around, and we must be careful. Because of the great effort of our Fly Tying Committee we now have the confidence and background we need to pull off a great class via Zoom, so that many who could not participate because of location can now participate.

We decided to execute our Beginning Fly Tying class via Zoom again, starting next month. It will include some exciting changes that will make it even better. I encourage all interested club members and their friends to participate. Please pass the word around. A beginning fly tying class is how I got interested in fly fishing, so invite your friends to participate. We may end up with many more new members.

I wanted to thank Cecil O'Dell for his great leadership in this class. I also wanted to thank Eddie Madrid for his efforts with the Rod Building Class. I hear it is going well at the Clubhouse.

I would also like to thank Tom Olson and John Van Derhoof for heading up the Spey casting classes. There was a big demand for these classes, and they have executed them to perfection.

Now that I am on a roll here, Colin Kumabe and Mick Woodbury have been super-helpful with our new website. We are getting closer to presenting our new enhanced website (hopefully in October).

I received a call from the Downey Flyfishers. They told me they are closing things down and offered a lot of "Trout in the Classroom" and other fly fishing equipment to our club. Although we are sad to see this club close its doors, we are grateful for its contributions.

I am extremely proud to be a part of the Long Beach Casting Club! We have so many members who are always willing to give of their time to educate others. Fly fishing education has always been our main purpose. Let's continue to move forward, making sure all get the chance to serve, and making sure all feel comfortable while serving.

Club Trips for 2021, 2022


MARC BONVOULOIR, 2ND VICE PRESIDENT

TRIP DATE	TRIP & LEADER
Oct. 9	Yards & Inches w/ M. Woodbury, Pre-Trip October 2, 9:00 AM
Nov. 6-9	NorCal Steelhead Trip w/ M. Bonvouloir, Pre-Trip October 30, 9:00 AM
Jan. 7-9	Owens River Trip #1 with J. Lincoln/D. Rivett, Pre-Trip December 18, 9:00 AM
Feb. 4-6	Owens River Trip #2 with J. Lincoln/D. Rivett, Pre-Trip December 18, 9:00 AM
Mar. 4-6	Owens River Trip #3 with J. Lincoln/D. Rivett, Pre-Trip December 18, 9:00 AM

Trip location, dates and pre-trip workshops are subject to change, so monitor Target Talk or the web calendar for the latest information.

Trip deposits for trips which are "double occupancy", and require deposits in advance, are non-refundable. Should you need to cancel your reservation, your deposit money will only be refunded if another Club member replaces you. If you would like to be a streamkeeper and need help organizing a Club trip, let me know.

Please contact Marc Bonvouloir if you have any suggestions for a trip or any questions at: mrmlb21@gmail.com.



OFFICERS

PRESIDENT

STEVE JONES
(562) 682-7920

1ST VICE PRESIDENT

BOB MAYFIELD
(714) 392-2211

2ND VICE PRESIDENT

MARC BONVOULOIR
(213) 369-9525

CO-CAPTAINS

MARK FLO: (562) 420-8121
TOM OLSON: (310) 809-0409

MEMBERSHIP SECRETARY

MARK ANGELO
(562) 450-8865

TREASURER

ED ALVARADO
(213) 440-4655

CORRESPONDING SECRETARY

RAY LAW
(562) 619-0041

FACILITIES & POND

STEVE HIGASHI
(562) 508-8219

SENIOR DIRECTOR

MARK FLO
(562) 420-8121

JUNIOR DIRECTOR

COLIN KUMABE
(562) 221-9418

TARGET TALK EDITOR

ROB PETERSON
(310) 963-2515

John Van Derhoof Raises our Hackle Awareness

BOB MAYFIELD, 1ST VICE PRESIDENT

John Van Derhoof will be our October speaker, discussing fly tying with a focus on hackling techniques. John is a Life Member and Past President ('82-'83) of the Long Beach Casting Club, a member since 1978, and a longtime fly fisher. He started fly tying and fly fishing in 1963, and has been going strong ever since.

John has fished all over North America, in fresh and salt water, and has made numerous excursions around the world in search of angling opportunities. He's also an **FFI Life Member** (joined in 1967) and the LBCC Rep to the **Southwest Council of the FFI**.

John has demonstrated, taught and written about tying all over the U.S., Canada and Europe. He ties demonstration flies at the East Idaho Fly Tying Expo as part of his annual Green River fishing trip.

John was one of sixteen American tiers of Atlantic salmon flies featured in Judith Dunham's book, **THE ATLANTIC SALMON FLY**, published in 1991. He and his flies have been mentioned in books by Gary LaFontaine, Lefty Kreh, John Randolph, Dick Talleur and others, as well as in **FLY FISHERMAN** and **AMERICAN FLY TYER** magazines. Since September, 1997, he has illustrated and written the popular "Fly of the Month" articles for the Long Beach Casting Club's newsletter **Target Talk**.

John is an FFI Master Single Hand Certified Casting Instructor (1996), a Master Two-Handed Certified Casting Instructor (2009) and a Board of Governors Member Emeritus of the **FFI Certified Casting Program** (1998-2007). He teaches single-handed and two-handed casting, both with LBCC and to private students. In the 1980s and early '90s he taught Sage Fly Casting Schools in California, Arizona and Nevada with Les Eichhorn and Lani Waller, and **Sage Fly Fishing Schools** in Mexico and Alaska with Lani.



John was honored with the **FFI Buz Buszek Fly Tying Award** in 2007. He is the only person worldwide to have all FFI Casting Certifications, to serve on the Casting Certification Board of Governors and to be awarded the FFI's Buz Buszek Fly Tying Award.

John will be our first live presenter in the Clubhouse since lockdown. He will be in the Clubhouse an hour early at 6:00 PM for a hands-on demonstration of tying and to give you a chance to ask questions. The early session will not be broadcast via Zoom.

Join us in person or via Zoom on **Thursday, October 28 at 7:00 PM**.

TO JOIN ZOOM MEETING: <https://us06web.zoom.us/j/87643351294?pwd=Z3RERUFzbjFVMVNEc2JubjMrTjExUT09>

MEETING ID: 876 4335 1294

PASSCODE: 671777



Fly Fish the Trinity and Lower Sac Rivers with LBCC

LBCC WILL BE FISHING THE RIVERS OF NORTHERN CALIFORNIA! JOIN US...



ADDRESS: 4140 Churn Creek Rd, Redding, CA 96002
HOURS: Closes at 6:00 PM
PHONE: (530) 222-3555
E-MAIL: info@theflyshop.com

RED LION HOTEL
 1830 Hilltop Dr,
 Redding, CA 96002
 Phone: (530) 221-8700

Join the club as we venture up north to Redding California to fish the Trinity and the lower Sac for Steelhead and trout. We will be fishing out of 'The Fly Shop' in Redding, CA. for two days of fabulous Northern California Fly Fishing.

Details are as follows:

- WHEN:** November 6–9, 2021. Arrive on Saturday and depart on Tuesday.
- COST:** Total cost of the trip is **\$684.00** per person, double occupancy plus a small fee ranging from \$15–\$25 each for boat trailer repositioning. Trip cost detail is: \$495.00 per day for the guide, boat and lunch and \$ 126.00 per night for the room, for two anglers.
- DEPOSITS:** First deposit of \$495.00 due no later than October 1st, 2021 and should be sent directly to The Fly Shop under LBCC NorCal Trip designation on your check. Second deposit of \$189.00 will be paid upon departure from Red Lion Hotel when you check out on Tuesday, November 9.
- INCLUDES:** 3 Nights lodging and one day drift fishing on the Trinity River and one day drift fishing on the lower Sac. Lunch is included on drift days.
- NOT INCLUDED:** **Meals, fishing license, Steelhead Card and alcoholic beverages.**
- LODGING:** We will stay at the RED LION HOTEL in Redding, close to THE FLY SHOP. Room arrangements will be provided by Marc Bonvouloir. See above for Red Lion contact info and address.
- SCHEDULE:** Sunday, 11-7-2020. We will meet guides at The Fly Shop 8:00 AM (10 minutes from the hotel) and depart to float the Lower Sacramento. On Monday, 11-8-2020 we will meet the guides in Weaverville for a full day float/wade on the Trinity River. Weaverville is 1 hour west of Redding. River designations may change due to late fishing conditions.
- GEAR:** For the trinity 6–8 wt. rods and for the lower Sac 5–6 wt. rods. Fishing license and a Steelhead card (\$7.50) are required. Be prepared for all types of weather at this time of year. The Fly Shop will provide rods/reels if needed and all flies.
- MORE:** Questions or to get on the interest list Contact Marc Bonvouloir at 213-369-9525 mrmlb21@gmail.com

Handle that Trophy Trout With Care: Hold your Breath While Holding Your Fish out of the Water

COLIN KUMABE, PAST PRESIDENT

Ever wonder, while at your favorite fishing spot, whether you caught the same fish last year, or even yesterday? Please handle fish with great care; we hope to catch that fish again and again.

As a Club member, please join in to accomplish one of the missions of the Long Beach Casting Club: to protect and aid in the propagation of game fish. Last month **Target Talk** brought up the issue of injuring fish due to high water temperatures. Leaving trout alone while water temperatures are high is just one of the best practices to protect our fisheries.

The State published the following guidance for fishing during low water conditions that is a great collection of “best practices” for catch and release, even when the drought ends:

- ❖ Minimize the time you spend “fighting” the fish, and any hands-on handling.
- ❖ Use rubber or coated nylon nets to protect a fish’s slime layer and fins.
- ❖ Quickly remove the hook with forceps or needle-nosed pliers.
- ❖ Minimize the amount of time the fish is exposed to air, especially when the weather is warm. Keep your hands wet when handling the fish.
- ❖ If the fish is deeply hooked, do not pull on the line. Instead, cut the line as close as possible to where it is hooked and leave the hook.
- ❖ Allow the fish to recover in the net, before you release it.
- ❖ If the fish does not stay upright when you release it, gently move it back and forth.

- ❖ Avoid fighting fish from deeper, cooler waters and bringing them into warmer waters at the surface.
- ❖ Target fisheries which have stable water levels, or species which are more resilient to elevated temperatures.

Increase your odds of catching the fish several times by handling the fish with care, and practice casting at the Pond. See you at the Pond!

From: <https://wildlife.ca.gov/News/cdfw-rolls-out-guidance-for-fishing-during-the-drought>

15% Discount from Aventik

PAUL BURGNER, MEMBER

Chao Hang of Aventik is offering LBCC members a **15% discount** on the below products. Go to the club page and click on "Sponsors", then "Aventik". The Aventik (Amazon) page will come up. Type the ASIN # in the search area (example: ASIN B079NBK9L4). The product will come up. **Or: just click on the item description below.**

Use code **GPTGL42C** for the discount. The list and code change monthly, so keep watching here.

Items for this Month:

- ❖ [Wacky Worm Tool ASIN:B08MF43H3M, B08MF3MVYP, B08MF2CJ4Y](#)
- ❖ [2nd Gen High Reel ASIN: B07JM8DNQQ](#)
- ❖ [Fly Fishing Trout Dry Fly Fishing Flies ASIN:B07CJ1GFYC, B07CJ4FZY6, B07CH-H3XNS, B07CK4CX61](#)
- ❖ [Silicone Or Foam Fishing Tackle Box ASIN: B0865X12L9](#)
- ❖ [Colorful Ghost Fish Head ASIN: B08B12WKN1, B08B14J9J8](#)
- ❖ [Waterproof Fishing Tackle Box ASIN: B08LYZ64BS](#)
- ❖ [Colored Super UV Glue ASIN: B07RTH7N5M](#)

Trout In the Classroom: "We're Getting the Band Back Together (Jake and Elwood Blues)"

MIKE ALLEN, MEMBER

Once again the Long Beach Casting Club will be providing viable trout eggs to classrooms within the Long Beach Unified School District. The trout eggs are supplied by the California Department of Fish and Wildlife and allowed to grow out into trout fry for the students to experience.

There is a corresponding grade level curriculum which has been developed by a joint venture with the California Department of Education. Each teacher participating has been afforded the required training, which includes aquarium set up and maintenance protocols. Additionally, a chiller unit for the aquarium is often supplied.


Many Club members have also taken advantage of the training and have played vital roles, assisting the teachers and actually spending time in the classrooms with the students. Due to Covid restrictions, the Club will be involved this year with trout egg deliveries to schools' administration offices. All other potential member assistance will be either by phone, text or emails. This limited format will ensure that all safety precautions are in place to avoid exposure to illness.

The delivery of trout eggs this Fall and Spring Semesters involves driving to the Fish and Wildlife office in Los Alamitos with ice (which you provide), picking up the eggs and then driving them to your assigned school office. You may be in contact with the teacher remotely as needed during the six-week period. You will be provided with a handbook to use as a reference, should it become necessary. You can also call me or other past participants with your questions and concerns.



This has been a great opportunity to display one of the many outreach opportunities in which our Club is actively involved. If you would like to join the "band" please contact me **ASAP**.

Bob Allen
boballen@polyconicsllc.com
(714) 313-0803





Surf Fishing—Great Practice for Casting and Stripping!


KEVIN GREEN, MEMBER

About a dozen members, seeking an excuse to avoid some household chore, descended on Newport Beach on Sunday morning, September 12, to try their hand at fly fishing the surf. The weather was lovely. The fishing was tough. The big swell, high tide and steep beaches combined for challenging conditions.

The best fishing was between wave sets when lines could be controlled. Unfortunately, most fish never got the invitation to the event. Perhaps Club trip announcements in Target Talk should have a marine distribution?

There were reports of snagged fish, kicked fish (probably corbina), and sightings of fish caught by the bait fishers on the jetties, but only one lonely perch was fair-caught with a fly. In spite of this, Club members bonded and exhibited good cheer—maybe it was the post-fishing donuts?

In the end, none of the participants had to mow the lawn that morning. That's one definition of a successful fishing trip!



Save the Date!

The Long Beach Casting Club's
Annual Venison Stag
at the LBCC Clubhouse

Saturday, December 4, 2021

Social Hour 6:00 PM

Dinner 7:00 PM



GOLDEN SAILS

LB — HOTEL — CA



SET SAIL FOR COMFORT & CONVENIENCE

- On-site fitness center
- Complimentary Wi-Fi
- 24-hour business center
- Outdoor year-round heated pool
- Oversized spa
- Spacious courtyard with gazebo, ideal for weddings
- On-site vending machines
- Coin-operated laundry
- ATM machine
- Complimentary USA newspapers in the lobby
- 173 guest rooms featuring:
 - Work desk
 - 32 inch flat-screen TV
 - Microwave
 - AM/FM alarm clock radio
 - Mini refrigerator
 - Single cup Haus Maid coffee maker
 - Ironing board
 - Hairdryer
 - Aquamer Institute Swiss® bath amenities
 - Air conditioning

GOLDEN SAILS HOTEL

6285 E. Pacific Coast Highway, Long Beach, CA 90803 | (562) 596-1631 | goldensailshotel.com

A Note from Your Club Librarian: "Check Out" our Electronic System

ART STRAUSS, MEMBER

Our library books are now in an easily accessible internet app called **"libib"**. Thanks to the previous librarians who have cared for the books and for those of you who have donated them. There are over a thousand books in the LBCC **"libib"** library. Newer books with bar codes have more detailed information for prospective borrowers. Donations of newer books in good condition are accepted and will be catalogued as space allows.

Checking out a book is easy. Below is the process for LBCC members to access the on-line library (**to view/ check-out books only...please do not attempt to add/ delete/edit books**).

Contact me (astraussmd@gmail.com) to get a user ID and also to be set up as a Patron. You will need to supply me your first and last name and your email. This will provide you with a UserID and unique barcode. Once you are set-up as a Patron, then you can check out a book by clicking on your name under the Patron listing, then clicking on "1 copy ... 2 copies, etc)" to complete the process. You can then scan the various sub-libraries for books of interest and find the physical book on the various shelves for check-out. The initial setting for check-out is for a four week period, after which reminders are sent by the program to return the book. To log-in use: <https://lbcc.libib.com/>.

I'll move books around as space allows to fine-tune the library. Let me know if you're having issues. There's a helpful PDF at <https://longbeachcastingclub.org/wp-content/uploads/2019/09/GettingStarted-ForPatrons-LibibHelpCenter.pdf> for orientation. We tried the check-out function and can clarify the steps to check-out/check-in a book.

- ❖ Log-in (email me at astraussmd@gmail.com for a user ID) and set up your account as a Patron (name, email and password).
- ❖ Find the book(s) you want to check out and enter the bar code (found by clicking "1 copy"). If more than one copy, it doesn't matter; copy any of the barcode(s) that pop up.
- ❖ Go to the Lending tab, and paste the barcode and your name into Patron to check out the book. You will get an email reminder to return the book in four weeks. Then simply do the same procedure to check the book back in to the library when you re-shelve it.

Please contact me if you have issues. Tight lines and good reading!

In appreciation for the many years of support,

Bob Marriott's is pleased to give 2% of all Long Beach Casting Club member purchases back to the club. This store credit can be used by the club for raffle prizes or toward other product purchases that will help enhance and benefit club activities. When purchasing from Bob Marriott's, please be sure to mention that you are a LBCC member to help ensure that a percentage of your sale goes back to the club.





FALL

2021 FLYBUY

**SATURDAY
NOVEMBER 13, 2021
9:00AM - 5:00PM
LONG BEACH, CA**



**WANT TO
CATCH
SOME NEW SPECIES?**

**CHANNEL ISLAND
FLY FISHING EVENTS!**

**DATES - August 31 (Tues) and October 30 (Sat)
Anglers - Trip is limited to six (6) anglers
and the host**

Cost is \$250.00 per person

Contact - Michael Schweit (818-601-9702)

It's that Time of Year Again! The Long Beach Casting Club Beginning Fly Tying Class

WAYNE SAKAGUCHI, MEMBER

Due to Covid-19, the LBCC is again offering Zoom Demonstration Videos, which were a great success last year. This is not designed to replace the traditional hands-on classroom, but rather to provide a quality equivalent and introduction to Beginning Fly Tying.

The videos will demonstrate various techniques to tie on different materials for different patterns. It is open to the public, you **do not** have to be a member of LBCC! This is designed for the fly fishermen/women and kids who are new to the world of tying their own flies.

The demonstrations will show you the basic skills, and are a very good refresher if you haven't tied a fly in awhile. The demonstrations will run for five months: October 26, 2021 through March 01, 2022. We will be dark for the holiday weeks. The demonstrations are on Tuesday evenings, starting at 6:30pm. After each video, we will have separate break-out sessions with our volunteers for Q & A.

Please register for our Zoom Presentations by emailing your first/last name and email address to: **Shirley Sakaguchi: lbcc.contactus@gmail.com. Deadline is October 19, 2021.**

If you have any questions, please contact **Cecil Odell: cecilodell54@gmail.com.**

In addition, we need your help to spread the word about this event. If you are on Facebook or Instagram please go to the **LBCC's Facebook page <https://www.facebook.com/Long-Beach-Casting-Club-122263361163617/events>** or **Instagram Page:**

<https://www.instagram.com/longbeachcasting/> and **LIKE, JOIN & SHARE** with your friends.

The Beginning Fly Tying Demonstration Event will be advertised in the coming weeks along with many other LBCC events. Help us get the word out to people who can benefit from our great programs.

Beginning Fly Tying Schedule

Introduction to Techniques and Tool Demo

October 26, 2021

The Ant (Wet Fly, Terrestrial)

November 2, 2021

Soft Hackle (Wet Fly, Emerger)

November 9, 2021

Boss (Steelhead)

November 16, 2021

Nov. 23 - No Classes for Thanksgiving Break

Freshwater Scud (Nymph/Crustacean)

November 30, 2021

Gold Ribbed Hare's Ear (Nymph)

December 7, 2021

Pheasant Tail (Nymph)

December 14, 2021

Dec. 21, Dec. 28 - No Classes for Holiday Break

Clouser Minnow (Bass/Saltwater Streamer)

January 4, 2022

Crazy Charlie (Saltwater Fly)

January 11, 2022

Woolly Bugger (Wet Fly/Streamer Fly)

January 18, 2022

Elk Hair Caddis (Dry Fly)

January 25, 2022

Adams (Dry Fly)

February 1, 2022

Parachute Adams (Dry Fly)

February 8, 2022

Humpy (Dry Fly)

February 15, 2022

Rusty Spinner (Dry Fly "Spent")

February 22, 2022

Royal Wulff (Dry Fly)

March 1, 2022

LBCC Spey Casting Updates

TOM OLSON, CO-CAPTAIN

Over the Summer, the Club completed some well-attended Spey events. We started off with a Spey 101 Clinic to introduce Spey terminology and do some Spey casting demonstrations. We scheduled four Saturdays of Beginning Spey Casting clinics and we had about twenty-five different casters spread over those days.

Everyone learned the two basic Spey casts to catch fish: the Double Spey and Snap C. John Van Derhoof and I want to thank everyone for attending, and thanks to our helpers for the classes—David Ross, Matt Abrams, and Ken Henderson.

At the end of each class, John Vanderhoof would recommend to everyone who took either clinic to try to get back to the Pond, to practice what they learned. It is very easy to forget the maneuvers of the two necessary casts.

We have the Pond reserved for Spey Casting every Saturday morning from 9-11:00 and several of us are there earlier (and sometimes stay later). It's loosely structured; I plan to be there most Saturdays, so join us for some one-on-one support.

One of the greatest thrills of Spey casting is shooting line, and making casts 50-100 feet or more! With the number of casters at the Clinics, we couldn't practice shooting line on the Pond. Come on out to refresh your casting stroke and experience the thrill of shooting line. We have had a few of the new casters easily casting 60-80 feet, and they always have big smiles on their faces.

ROD LENDING PROGRAM TO PRACTICE: The Club has five Spey rods, with various lines, which are available to Club members to borrow. I have a check-out sheet so please contact me if you want to borrow a Spey rod to practice and learn to shoot some line.

Do you have questions on Spey gear? Do you have Spey gear, and need help setting it up? We have been helping some of the new casters to get their gear balanced, and to learn how to use it efficiently.

We want to announce our upcoming LBCC Annual Spey Casting Tournament, on January 15 and 16, 2022. I'll have more information in the coming months but our goal at LBCC is to make our Spey Tournament fun for anyone who wants to participate.

We'll be having some practice casting sessions in October, November and December, with the Pond set up with the buoy line so that we can teach anyone "the ropes" who wants to learn about Spey casting competition. Entering our Spey Tournament will motivate you to practice and ultimately become a better caster, so that when you go fishing with a Spey rod, you will be successful.



There's Still Time to Add Your Comments to EIR

RE-PRINTED FROM CALTROUT NEWS,
JULY 29, 2021

The Santa Clara Valley Water District released in June 2021 the **FAHCE Draft Program Environmental Impact Report (EIR)** which is now open for public comment. CalTrout encourages our California community, especially those that live and/or work in the South Bay, to check out the report and submit a public comment in favor of protecting threatened steelhead and Chinook salmon. Not only are these fish culturally significant, but they are also excellent predictors of water and habitat quality. We will continue to work with our partners to ensure this project helps restore fisheries to good condition below the reservoirs and allows a path for their recovery.

The proposed EIR document is important. It needs your voice. It's amazing that in San Jose, the 10th largest city in America, you can still find steelhead and salmon swimming through downtown. But they will not survive in these watersheds without considerable restoration and changes in water management. What is at stake ultimately comes down to quality of life – do we want to have these iconic, native fishes in our backyards for future generations? Join us in telling the water district that we care about the fish in our backyard – that they indicate healthy waters upon which we all depend.

PUBLIC COMMENT ACCEPTED JUNE 30–OCTOBER 15, 2021

Read the Environmental Impact Report:
www.valleywater.org/node/1828.

Written comments on the Draft Program EIR should be received by 5:00 pm PST on October 15, 2021 and sent to: Ryan Heacock at fahce@valleywater.org.

For additional information or a CD copy of the Draft EIR, please contact Mr. Heacock at (408) 265-2600.



On the River Clinic

JOE LIBEU, PAST PRESIDENT

As part of the Long Beach Casting club's continuing education, join us for an educational experience geared to individuals who wish to gain overall fly fishing knowledge. You will be introduced to the equipment needed, entomology, stream structure, casting applications, short and long line presentation, reading the water, fly selection, how to organize your fly box and basic knots.

We will then take the knowledge you have gained and apply it to a Lower Owens weekend outing where you will receive individual instruction from river-wise instructors.

**CLASSROOM DATE: October 9, 2021
(Saturday 9:00am - 2pm. Bring lunch)**

**LOWER OWENS OUTING DATE: October
30-31, 2021**

The On the River Clinic is led by Past President Joe Libeu, a licensed guide, Master Casting Instructor and owner of Sierra Pacific Fishing Adventures. Joe has been fishing the Lower Owens since 1975 and considers this watershed his home waters.

The Clinic is for beginning Club members only.

Please call Joe Libeu at 310-749-6671 or email him at fishlgf@ix.netcom.com for additional information.

"I'll Take Canoes for Six Hundred"

MICK WOODBURY, PAST PRESIDENT

The long-awaited, long-overdue, Covid-hindered White Elephant/Yard Sale is now history—and history is smiling.

EXCEPTIONAL VOLUNTEERS

Once Covid let us finalize a firm calendar date, the phone and emails began with messages like: "I'm happy to help. Just let me know what I can do." "Do you need help transporting everything to the Clubhouse? I have a truck." "Count me in; just let me know what you need." "I'll start setting up the Clubhouse so when you get there, we can start unloading."

So: Kevin, Tom, Steve, Dennis, Eddie, Mark A., Colin, Bill, Don, Bob, Jeff, John, Dan, Little George, Linda, Mark F., Matt, Mark T., Norm and Art, thank you. You are golden. Exceptional members make an exceptional Club. At the event, others pitched in too, but I couldn't get all the names. You know who you are. Thank you too.

LOTS OF STUFF...LOTS

It was still dark when, as promised, cars and a truck pulled up to my garage for loading (one came from La Quinta!). Everything was ready to go and in just minutes, we were loaded and four tightly-packed vehicles caravanned to the Club. Sure enough, a parking area was flagged off so we could back in and unload with a minimum of steps.

The initial guess was that ten tables would hold everything. We ended up with sixteen! The perimeter had to be enlarged twice. There were bargains galore and no small number of steals. Paul and Bob cashiered with great expertise—then Paul jumped in to do a nice job as auctioneer.

Art Straus brought an entire library of superb fishing books, all in new condition. Those that didn't sell will go to the library or future raffles. Bill Boehlert's wife, Cecile, donated some of his gear. It is so upscale and pristine that it too will go to future raffles. I for one, would love to have a remembrance of Bill.

YUM

Dan and his kitchen crew set an outstanding table. Italian sausage sandwiches with grilled peppers and onions, potato salad, cookie and drink. The food really hit the spot.

UNEXPECTED SURPRISE

Mark Flo had called me earlier to say we **might** have a canoe to sell. Seems that a Billings family member had a canoe that Frank Billings had made years earlier. Frank was once a club member who owned the hardware store on 2nd street.

Sure enough, the canoe appeared and it was beautiful. We started a silent auction bid at \$500. A passing dog walker noticed the activity and spent considerable time admiring the canoe. Turns out he has an A-frame



cabin and thought the canoe would make a stunning light mounted high in the ceiling. He asked what time we closed and disappeared.

Promptly at 1:00 he returned, and left a few minutes later with a wallet lighter by \$600 and a magnificent one-of-a-kind for his cabin. He promised not to compromise the canoe.

HAPPY ENDINGS

- ❖ An exceptional number of volunteers showed their true colors—pure gold.
- ❖ The event helped some member's headaches become another's treasures.
- ❖ Members got to visit with those not seen in far too long.
- ❖ A wife had to smile when her husband brought home a sign that says, *Here-in dwells a fisherman with the best catch of his life.*
- ❖ My garage is happier (emptier) than it's been in almost two years.
- ❖ I'm now the rightful owner of several items that have been camping at my house rent-free for nearly two years.
- ❖ The raffle inventory is in great shape for when we can start gathering together again in significant numbers.
- ❖ Last but not least, some \$3,400 was added to the endowment fund.

A sincere thanks to everyone.



(C) JOANN BOSOWSKI

We Need Your Photos!

MICK WOODBURY, PAST PRESIDENT

The web site project is well underway and we're looking for good photos to convey the LBCC story. We're especially looking for pictures that demonstrate our teaching and education mission. If you have photos that show any of the following, we would love to hear from you.

- ❖ Beginning casting classes (on the pond, individual instruction, classroom).
- ❖ Fly tying. Classroom, individual instruction, closeups, critiquing.
- ❖ Rod building. Classroom, individual instruction, closeups.
- ❖ Casting tournaments (National, Southwest, Captain's Handicap)
- ❖ Tenkara events
- ❖ Spey casting
- ❖ On-the-River instruction
- ❖ Club meetings
- ❖ Venison Stag Christmas dinner
- ❖ Boy Scout Merit Badge instruction
- ❖ Trout in the Classroom
- ❖ Nooner luncheons

To submit or if you have questions, please contact anyone on the web committee,

Mick Woodbury: Cell 949-275-2063 or email: mick@rwmarketing.com

or

Upload the pics to:

Website Photos Long Beach Casting Club

LBCC Monthly Speakers

ROB PETERSON, TARGET TALK EDITOR

JANUARY: John McMillan, the Science Director for Trout Unlimited's Wild Steelhead Initiative on how diversity is key to steelhead resurgence.

John McMillan Presentation January 28, 2021
Passcode: @P4H#KUM

FEBRUARY: Brandon Worthington of Worthington Flyfishing, Ashland Oregon. The topic was "A Guides Perspective on the Upper Klamath Dam Removal Project".

Brandon Worthington Presentation Feb. 25, 2021
Passcode: .Ag.a2Z7

MARCH: James Monteith, Founding Chairman of Eastern Oregon Legacy Lands. Topic was "Reintroducing Sockeye Salmon to Wallowa River".

James Monteith Presentation March 25, 2021
Passcode: 19@H7fdT

APRIL: no monthly meeting.

MAY: Doug Rodricks, Sierra Drifters Guide Service in Mammoth Lakes. The topic was "Fishing the Sierra".

Doug Rodricks Presentation May 27, 2021
Passcode: n2@BRL*w

JUNE: Chris King, guide for The Fly Shop. The topic was "Fishing Opportunities in and around Redding CA".

Chris King Presentation June 24, 2021
Passcode: OF%fcZJ4

JULY: Dave and Emily Whitlock. Topic: "An Expert's Strategy for Fishing Wet Flies at all Depths".

Dave and Emily Whitlock Presentation, July 29, 2021
Passcode: zQZ3**wq



It's Full on Autumn IN THE EASTERN SIERRA!!!

Crowley Lake is California's premier trout stillwater fishery. The autumn bite is strong, and the views on the lake can't be beat.

Give me a call if you'd like to book a trip for the lake. Chris Leonard - 818.288.3271
I offer half-day and full-day trips. Moving waters as well as Crowley Lake.



"Zero Take" Works Better with Zero Hero Shots

COLIN KUMABE, PAST PRESIDENT

All of us caught fish on the Owens River or Hot Creek where the bag limit is zero and stopped to take a photo while holding the fish out of the water. Please think twice about photographing your catch out of the water after reading this article.

Where zero bag limit is the rule, removing your catch from the water increases your chance of being cited under [California Fish and Wild Life Regulations](#) Section 5.85, which states in pertinent part:

"In waters where the bag limit for trout is zero, trout must be released unharmed, and should not be removed from the water."

This regulation provides two ways for you to be cited:

- ❖ The fish needs to be released unharmed.
- ❖ The fish should not be removed from the water.

If a game warden observes you taking the fish out of the water, then there may be added reason to visit with you. Possibly even write you a ticket when your fish, although still alive, drifts downstream "belly-up" and is having difficulty swimming. Your fish needs to be released unharmed. The game warden will be judge of whether the fish is released unharmed.

Please think twice about removing that beautiful fly from deep in the fish's throat. Flies removed from deep in the fish's throat will very likely result in the fish being harmed due to the long time needed to dislodge the hook, and damage to delicate parts of the fish's throat.

Holding fish out of water is equivalent to humans being held under water, unable to breathe. As a best practice, hold your breath while handling the fish out of water and you will put the fish back much sooner.



After fighting a fish, we all are winded; just think of the fish fighting for its life. Furthermore, that fly may not be worth the citation you get. The Department of Fish and Wildlife recommends that you just cut the line close to the fish's lips and release the fish.

Catch and release the fish with the intention that we will return soon to catch the same fish again. Increase your chances of catching that same fish by practicing your casting at the Pond. See you there!

<https://californiaoutdoors.wordpress.com/2010/07/01/how-can-catch-and-release-fishing-be-legal-in-no-take-waters/>

New Club Members

MARK ANGELO,
MEMBERSHIP SECRETARY

The Board of Directors approved these new members at the last Board Meeting:

- ❖ Jeff Rochrick of Seal Beach
- ❖ Adrian Uribe of South Pasadena
- ❖ Gary Gensemer of Long Beach
- ❖ Jeffery Potter of Long Beach
- ❖ Laura Conte of Long Beach

Please greet and welcome all of our new members at the club's next monthly meeting. Here's wishing them a lifetime of healthy hatches and tight lines.

Members: if you see visitors at club meetings, let's make them feel welcome and inform them of the activities we have to offer!

Fly of the Month: Trusty Rusty

JOHN VAN DERHOOF, EDITOR

When we first debuted this fly about six years ago, Yash had just come back from one of the Club's winter trips to the Owens. While conditions on that trip were difficult, this month's fly worked particularly well for him. Now, you can stock up early for any future trips up to Bishop, but I might also suggest that the Trusty Rusty would be an outstanding imitation if you plan to be fishing this fall anywhere there are October Caddis!

Yash learned of this pattern by reading one of his favorite magazines from the UK—[Fly Fishing and Fly Tying](#)—and this fly was offered up in an article by renowned European angler and fly tier, [Roman Moser](#). I met Roman years ago while I was tying flies and demo-casting at the biennial [FLY FAIRE](#) in Zwolle, Netherlands. Always innovative and always trying out new ideas, Roman has provided a lot of anglers with many patterns of his design to try over the years. Interestingly, one of the inspirations for this fly was American tier, angler, author and artist Dave Whitlock's Red Squirrel Nymph from the late '70s and early '80s.

While reading the article and preparing the artwork, I was immediately struck by the simplicity of the pattern, as well as the multitude of ways it could be modified. The original pattern calls for a silver tungsten bead head and lead wire over the forward two-thirds of the hook shank. Yash's fly only had a standard silver bead and no lead. Think about the way you would rig this pattern, and tie it accordingly. If you want to fish it high in the water column as the top pattern in a two fly rig, you certainly don't want to use any weight. If you want to use this as the point fly in a Euro-style nymphing setup then, by all means, get some weight on it!

Additional changes you can make could be changing the color of the bead and ribbing: copper with copper, gold with gold or red with red. I have no doubt that all of these will work. Other considerations are the materials to be used for the abdomen and thorax. I tied one this last weekend at the Southwest Council's annual FlyBuy and used rusty orange Hare's Ear Plus (hare's mask with Antron), with silver Extra-Small Ultra Wire for the body, and brown and rusty orange Ice Dubbing with the Red Fox squirrel. The materials listed below are from the actual article, but some of the materials might be tough to find, so I have shown options. So don't get mired too much in the details; just enjoy the tying and tie something that looks good!

MATERIALS FOR TYING THE TRUSTY RUSTY:

- Hook:** Mustad 3906, or any standard length nymph in sizes #8–#20.
- Thread:** Orange Moser Power Silk 10/0 GSP or other 6/0–12/0 orange thread.
- Bead:** Silver tungsten bead or adjust as needed.
- Weight:** If desired, lead or lead-free wire 2/3 the length of the shank.
- Tail:** Natural-colored CDC plume tip (not a puff).
- Abdomen:** Micro dubbing wool (Red Spinner or as noted in the article).
- Ribbing:** Small and Extra-Small Ultra Wire depending on hook size.
- Thorax:** Red Fox squirrel and dark brown SLF dubbing.



YASH'S
TRUSTY RUSTY

INSTRUCTIONS FOR TYING THE TRUSTY RUSTY:

1. Slide a bead of your choosing onto the hook. If the bead is countersunk, make sure that, once on the hook, the countersink is pointing towards the bend of the hook and not the eye. Attach your thread to the hook shank behind the bead and wind down to the end of the shank. Wind any wire weight that you wish to use over the forward two-thirds of the shank. Select a fine and wispy point off of a CDC plume (a CDC puff would be much too bushy!), and tie it in as your tail. The length should be short—about $\frac{1}{2}$ the length of the body.
2. Tie in a 4"–6" length of the wire rib on the lower near side of the hook. This is the ideal location that I use when counterwinding—the opposite direction of the body. I would use the lower far side when winding the rib in the conventional direction. Apply the dubbing to your thread, and wind it forward to the beginning of the thorax. As a point of comparison, use the length of the bead as a guide: think of the body as five bead widths: three bead widths for the body, one bead width for the thorax and one bead for the bead itself (obviously). Wind the ribbing forward in the opposite direction as the abdomen, and tie it off at the beginning of the thorax.
3. Prepare your thorax by mixing a small amount of Red Fox squirrel tail and SLF dubbing—or any other combination of materials that you choose. Counter spin your thread, flattening it and using your dubbing needle, split your thread into two strands, creating a gap in between them, and hold it open. Insert the thorax material inside that gap, and then allow the gap to close, followed by spinning the thread in a clockwise direction (opposite for lefties) to create essentially a dubbing loop.

Your thread has to be flat, and with zero twist in it, to split the thread. If you have watched me tie at the club, or just watched Wayne Luallen tie for the Fly Tiers' Forum, then you will understand about removing twist, by spinning the thread in a counter clockwise direction if you're right handed and clockwise if you're a southpaw. Your thread



RED BEAD & RIBBING

should also be fairly strong, if you intend to use it as a dubbing loop. If this all becomes too difficult, simply create a dubbing loop with your thread by doubling it, inserting the thorax material and spinning away. Wind the thorax material forward to the bead.

4. It's all downhill from here. Do a 3-5 turn whip finish to lock in the thread, and finish the fly. If your thorax is wound very thick, the thread may not pass down inside between the bead and the thorax material when you whip finish. That's fine but if the thread is exposed then you will probably want to apply some head cement. If it is buried inside, which is my preference, then you won't have to worry about cementing the thread.

Now, go fish the fly!



OCTOBER CADDIS WITH ANTENNAE

NOTE: For an October Caddis I like to use a copper bead and ribbing. I also make the underside of the thorax about twice as long as the upper half, imitating legs. Finally, I add two barbs from a Bronze Mallard feather for antennae.

**FISHING
AMMO**



**HUNTING
ARCHERY**

963 N. Main Street
Bishop, CA 93514

BISHOP, CALIFORNIA

**PH (760)872-3000
FAX (760) 872-8000**



On the River Clinics *for* 2020-2021

JOE LIBEU, FFF MASTER CERTIFIED CASTING INSTRUCTOR
KATHY KIM, FFF CERTIFIED CASTING INSTRUCTOR

Join us for a weekend of educational experience designed for anglers of all levels who wish to improve their success on the streams.

BEGINNING CLINIC:

You will learn about a productive rigging system for subsurface and get an overview of insect life, reading the water and stream structure, safety and positioning yourself in the stream. You will gain insight and knowledge that will be a strong foundation in any fly fishing.

ADVANCED CLINIC:

You will be introduced to the increasingly popular Czech and other European nymphing techniques. You will learn both short and long-line methods and how to tie these rigs. You will be amazed at how effective these methods of subsurface fishing are, and your understanding will help

you improve in other areas of fly fishing.

2020-2021 CLINIC SCHEDULE:

BEGINNING	ADVANCED
December 12-13	—
January 23-24	January 9-10
February 20-21	February 6-7
February 7 & 8	February 21 & 22
—	March 6-7

The clinic is limited to a maximum of 6 students. **\$300.00** tuition includes 2 full days of on-the-stream instructions. Not included are lodging, tackle, meals, fishing license and transportation. Dates are subject to change based on local conditions.

Fly Tying Tip: Dubbing Package

DAVE BOYER, MEMBER

When you are doing dubbing, and taking it out of a cellophane pack, do you open the pack at the zip lock closure and pull out what you need (**Photo-1**)? I have, until I was told that this was inefficient, and I should consider cutting the corner off the end of a pack and removing only what I need from the corner.



PHOTO-1

Being set in my ways (and a little OCD) I was reluctant to do that, kinda like bending the corner of a book page, feeling it was defacing the package. Then I thought I was being rather idiotic, so I tried it. Lo and behold, it does work more efficiently for small quantities. You do not have to flip up the cover, undo




PHOTO-2

the zip lock and accidentally get a huge clump from the packet, stuffing the remainder back in.

If you are tying multiple flies, it's much more efficient and 'clean' to cut the corner and only remove what you need (**Photo-2**). You also can store it as is, without stuffing it back together. If you are 'blending' dubbing, you can still open the zip at the top and remove larger quantities...the best of both techniques in a single package. Give it a try!

(Jr. Editor's note: This also is a great way to store and use materials like Krystal Flash. Simply snip off one or both top corners and, using your scissors or bodkin, tease out the number of strands you need. No need to remove the hank of material out of the package where it becomes a nasty, tangled mess!).

Calendar of Events

October

2	Saturday	9:00 AM	Pre-Trip: Yards & Inches w/ Mick Woodbury
		9:00 AM	Club Spey Cast
3	Sunday	9:00 AM	Club Cast
4	Monday	7:00 PM	Board of Directors Meeting
5	Tuesday	7:00 PM	Rod Building Session #5
6	Wednesday	7:00 PM	Fly Tying Forum on-line (Tying begins at 7:30)
9	Saturday		Club Trip: Yards & Inches w/ Mick Woodbury
		9:00 AM	Club Spey Cast
			On the River Clinic w/ Joe Libeu—Session #1 (Classroom)
12	Tuesday	7:00 PM	Rod Building Session #6
13	Wednesday	7:00 PM	Fly Tying Forum on-line (Tying begins at 7:30)
14-16			Trout Unlimited Mono Hot Springs Resort on the San Joaquin
15-17	Weekend		Northwestern Casting Tournament at Golden Gate ACC
16	Saturday	9:00 AM	Club Spey Cast
20	Wednesday	12:00 PM	Nooner Lunch
		7:00 PM	Fly Tying Forum on-line (Tying begins at 7:30)
23	Saturday	9:00 AM	Club Spey Cast
24	Sunday	9:00 AM	Club Cast
26	Tuesday	7:00 PM	Beginning Fly Tying Zoom Presentation
27	Wednesday	7:00 PM	Fly Tying Forum on-line (Tying begins at 7:30)
28	Thursday	7:00 PM	Monthly Meeting: John Van Derhoof on Fly Tying
30	Saturday	9:00 AM	Club Spey Cast
			Pre-Trip: Northern California Steelhead w/ Marc Bonvouloir
30-31	Weekend		On the River Clinic w/ Joe Libeu (Bishop)

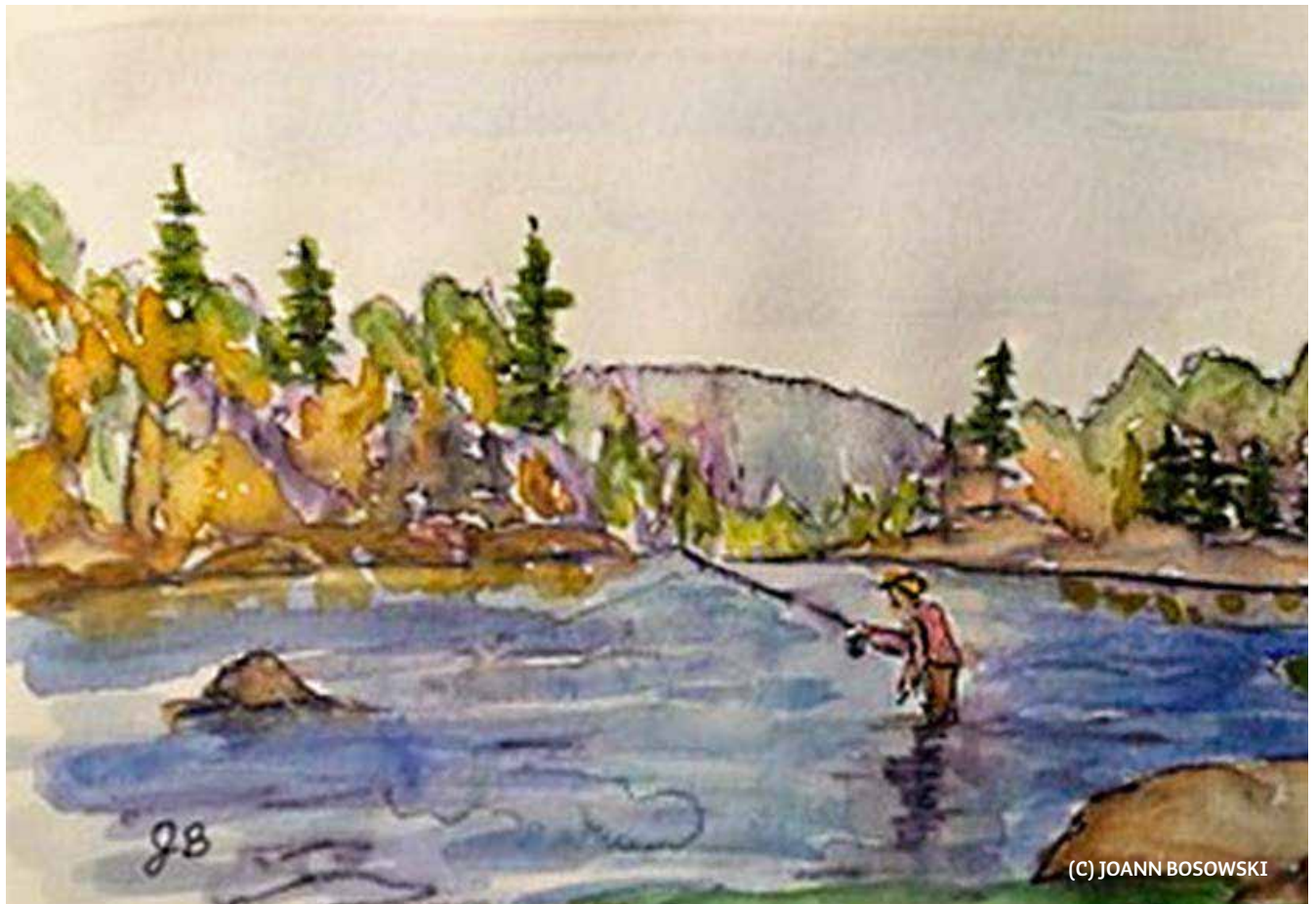
November

1	Monday	7:00 PM	Board of Directors Meeting
2	Tuesday	7:00 PM	Beginning Fly Tying Zoom Presentation
3	Wednesday	7:00 PM	Fly Tying Forum on-line (Tying begins at 7:30)
5-7	Weekend		FFI Fly Fishing Expo
6	Saturday	9:00 AM	Club Spey Cast
6-9	Week		Northern California Steelhead w/ Marc Bonvouloir
7	Sunday	9:00 AM	Club Cast
9	Tuesday	7:00 PM	Beginning Fly Tying Zoom Presentation
10	Wednesday	7:00 PM	Fly Tying Forum on-line (Tying begins at 7:30)
13	Saturday		Fall Fly Buy
16	Tuesday	7:00 PM	Beginning Fly Tying Zoom Presentation
17	Wednesday	12:00 PM	Nooner Lunch
		7:00 PM	Fly Tying Forum on-line (Tying begins at 7:30)
18	Thursday	7:00 PM	Monthly Meeting: Jennifer LaFollette
20	Saturday	9:00 AM	Club Spey Cast

21	Sunday	9:00 AM	Club Cast
24	Wednesday	7:00 PM	Fly Tying Forum on-line (Tying begins at 7:30)
27	Saturday	9:00 AM	Club Spey Cast
30	Tuesday	7:00 PM	Beginning Fly Tying Zoom Presentation

December

1	Wednesday	7:00 PM	Fly Tying Forum on-line (Tying begins at 7:30)
4	Saturday	6:00 PM	Venison Stag
6	Monday	7:00 PM	Board of Directors Meeting
7	Tuesday	7:00 PM	Beginning Fly Tying Zoom Presentation
8	Wednesday	7:00 PM	Fly Tying Forum on-line (Tying begins at 7:30)
11	Saturday	9:00 AM	Club Spey Cast
12	Sunday	9:00 AM	Club Cast
14	Tuesday	7:00 PM	Beginning Fly Tying Zoom Presentation
15	Wednesday	12:00 PM	Nooner Lunch
		7:00 PM	Fly Tying Forum on-line (Tying begins at 7:30)
18	Saturday	9:00 AM	Club Spey Cast
			Lower Owens Pre-Trip w/ Dan Rivett, John Lincoln
19	Sunday	9:00 AM	Club Cast
22	Wednesday	7:00 PM	Fly Tying Forum on-line (Tying begins at 7:30)
29	Wednesday	7:00 PM	Fly Tying Forum on-line (Tying begins at 7:30)





JUNKYARD SPEY



WWW.OLDMOEGUIDESERVICE.COM • 435-885-3342



YOUR FLY FISHING DESTINATION
& RESORT OUTFITTER

FLY FISHING EXCURSIONS • CLASSES
PRIVATE INSTRUCTIONS
(310) 749-6771

3901 Brayton Ave., • Long Beach, CA 90807 • www.spfadventures.com



hotel CURRENT

NIA ENG
DIRECTOR OF SALES

5325 e. pacific coast highway • long beach, ca 90804
direct 562.597.1341 x 117 • facsimile 562.597.8741
nia@hotelcurrent.com • www.hotelcurrent.com