

Inside

- ❖ Fly of the Month: Black Bear-Red Butt
- ❖ Club Trips for 2021
- ❖ Three Month Calendar

Highlights

- Page 5: Colin's Advice: "Beware Sunscreen."
- Page 15: Help Save South Bay Steelhead!
- Page 19: CDFW Relocates 1.1 Million Baby Salmon

Target Talk

NEWSLETTER OF THE LONG BEACH CASTING CLUB, ESTABLISHED 1925

SEPTEMBER 2021

WWW.LONGBEACHCASTINGCLUB.ORG

Leader's Line...

No Leader's Line this Month

STEVE JONES, PRESIDENT

[Editor's Note: I received an email from Steve earlier this month: **"Sorry but I will not be able to write and [sic] article for the next Target Talk. I have been gone fishing much of this past month and am leaving again soon. Just not time to think about this article."** John remembered the below article from our late and very respected former president, Jeff Sadler. I'm privileged to re-print it here, where Steve's would have gone. Thanks, Rob]

Why I Catch More Fish Than You

JEFF SADLER, PAST PRESIDENT

For those of you who are still laughing at the thought of me catching more fish than you, **STOP** reading here. This article isn't for you; it is for the many people I have observed that need a few hints on how to become better. I have come off the stream with a casual: "I caught ___ fish (fill in the number)" and people will say: "Hogwash". The problem is that they may need more of a chance to catch fish.

***If your fly ain't in the water,
You ain't gonna catch a lot of fish. Period.***

OBSERVATION 1: FALSE CASTING (too much).

There are several reasons to false cast: reposition your line, extend or retract line, and drying out your fly. Normally I don't false cast at all—just pick-up-and-lay-down. Sometimes one false cast to adjust my line, and occasionally two false casts but almost never

more. I have seen as many as a dozen false casts for no apparent reason, why?

Result 1: If a false cast takes one second and say you do it four times per cast, that's four seconds versus my one second. Cast five times per minute and you've used 20 seconds per minute versus my five seconds. In an eight-hour fishing day my fly has been over fish exactly two hours more than yours. That's one reason I catch more fish than you.

Solution 1: Learn to cast better and there are several ways to do that:

- ❖ Take the LBCC Beginners' Casting Class.
- ❖ Come to the pond around noon during the week or on Tuesday nights and ask for help.

*Leader's Line...*Continues on page 9

Club Trips for 2021

MARC BONVOULOIR, 2ND VICE PRESIDENT

TRIP DATE	TRIP & LEADER
Sept. 12	On the Salt Surf Trip w/ K. Green, Pre-Trip Sept. 7, 7:00 PM
Sept. 12–16	Southern Utah w/Terry Komisak, Pre-Trip Aug. 28, 9:00 AM
Sept. 15–19	Sierra Backpacking Trip Cottonwood Lakes w/ C. Kumabe, J. Garvey, Pre-Trip September 9, 7:00 PM
Sept. 26–29	Lee's Ferry Trip w/ C. Bond, Pre-Trip Sept. 18, 9:00 AM
Oct. 9	Yards & Inches w/ M. Woodbury, Pre-Trip October 2, 9:00 AM
Nov. 6–9	NorCal Steelhead Trip w/ M. Bonvouloir, Pre-Trip October 30, 9:00 AM

Trip location, dates and pre-trip workshops are subject to change, so monitor Target Talk or the web calendar for the latest information.

Trip deposits for trips which are "double occupancy", and require deposits in advance, are non-refundable. Should you need to cancel your reservation, your deposit money will only be refunded if another club member replaces you. If you would like to be a streamkeeper and need help organizing a club trip, let me know.

Please contact Marc Bonvouloir if you have any suggestions for a trip or any questions at: mrmlb21@gmail.com.



(C) JOANN BOSOWSKI

OFFICERS

PRESIDENT

STEVE JONES
(562) 682-7920

1ST VICE PRESIDENT

BOB MAYFIELD
(714) 392-2211

2ND VICE PRESIDENT

MARC BONVOULOIR
(213) 369-9525

CO-CAPTAINS

MARK FLO: (562) 420-8121
TOM OLSON: (310) 809-0409

MEMBERSHIP SECRETARY

MARK ANGELO
(562) 450-8865

TREASURER

ED ALVARADO
(213) 440-4655

CORRESPONDING SECRETARY

RAY LAW
(562) 619-0041

FACILITIES & POND

STEVE HIGASHI
(562) 508-8219

SENIOR DIRECTOR

MARK FLO
(562) 420-8121

JUNIOR DIRECTOR

COLIN KUMABE
(562) 221-9418

TARGET TALK EDITOR

ROB PETERSON
(310) 963-2515


Todd Pond and the East Walker River

BOB MAYFIELD, 1ST VICE PRESIDENT

Todd has made it his mission to become an expert on the East Walker River, and to teach others about this Eastern Sierra blue ribbon stream. Todd's knowledge of the East Walker came from extensive exploration of the river system from the dam to the cattle fields in Nevada. To help us better understand this fishery, Todd will present the general area, the river, history, camping and what the new regulations will mean to the East Walker.

The East Walker is known for its healthy population of big wild trout. Although this river is magical and beautiful, it is also very mysterious. The fish are on edge because it is so heavily fished, and the flows change constantly.

Todd will break down the river into sections to give us a better understanding of the different



characteristics. He will discuss the most productive ways to fish these sections. He will also go over the most productive flies.

The presentation will cover information needed to increase your odds of a successful trip to the East Walker. Todd is confident that following his practices and advice, you will be able to catch fish consistently on this beautiful river.

Presentation will be via Zoom. You can join us either on Zoom or meet with us live in the Clubhouse.

DATE: Thursday Sep 30, 2021


TIME: 7:00 PM Pacific Time

TO JOIN ZOOM MEETING:

<https://us06web.zoom.us/j/97637051490?pwd=RUI2ME9GZnF2eFFJMUU3MjlyY3lIQT09>

MEETING ID: 976 3705 1490

PASSCODE: 835740



Fly Fish the Trinity and Lower Sac Rivers with LBCC

LBCC WILL BE FISHING THE RIVERS OF NORTHERN CALIFORNIA! JOIN US...



ADDRESS: 4140 Churn Creek Rd, Redding, CA 96002
HOURS: Closes at 6:00 PM
PHONE: (530) 222-3555
E-MAIL: info@theflyshop.com

RED LION HOTEL
 1830 Hilltop Dr,
 Redding, CA 96002
 Phone: (530) 221-8700

Join the club as we venture up north to Redding California to fish the Trinity and the lower Sac for Steelhead and trout. We will be fishing out of 'The Fly Shop' in Redding, CA. for two days of fabulous Northern California Fly Fishing.

Details are as follows:

- WHEN:** November 6–9, 2021. Arrive on Saturday and depart on Tuesday.
- COST:** Total cost of the trip is **\$684.00** per person, double occupancy plus a small fee ranging from \$15–\$25 each for boat trailer repositioning. Trip cost detail is: \$495.00 per day for the guide, boat and lunch and \$ 126.00 per night for the room, for two anglers.
- DEPOSITS:** First deposit of \$495.00 due no later than October 1st, 2021 and should be sent directly to The Fly Shop under LBCC NorCal Trip designation on your check. Second deposit of \$189.00 will be paid upon departure from Red Lion Hotel when you check out on Tuesday, November 9.
- INCLUDES:** 3 Nights lodging and one day drift fishing on the Trinity River and one day drift fishing on the lower Sac. Lunch is included on drift days.
- NOT INCLUDED:** **Meals, fishing license, Steelhead Card and alcoholic beverages.**
- LODGING:** We will stay at the RED LION HOTEL in Redding, close to THE FLY SHOP. Room arrangements will be provided by Marc Bonvouloir. See above for Red Lion contact info and address.
- SCHEDULE:** Sunday, 11-7-2020. We will meet guides at The Fly Shop 8:00 AM (10 minutes from the hotel) and depart to float the Lower Sacramento. On Monday, 11-8-2020 we will meet the guides in Weaverville for a full day float/wade on the Trinity River. Weaverville is 1 hour west of Redding. River designations may change due to late fishing conditions.
- GEAR:** For the trinity 6–8 wt. rods and for the lower Sac 5–6 wt. rods. Fishing license and a Steelhead card (\$7.50) are required. Be prepared for all types of weather at this time of year. The Fly Shop will provide rods/reels if needed and all flies.
- MORE:** Questions or to get on the interest list Contact Marc Bonvouloir at 213-369-9525 mrmlb21@gmail.com

Colin's Advice: "Beware Sunscreen."

COLIN KUMABE, PAST PRESIDENT

As we all return to the outdoors and enjoy the warm summer sunshine, please consider protecting your body with a hat, LBCC buff, sunglasses, gloves, long sleeve shirt and long pants. The common alternative is sunscreen, which is considered harmful to marine life and carcinogenic.

You may want to think twice before lathering up with sunscreen; consider cancer and damage to marine life.

CANCER

An **LA Times (8/10/21)** article reports that a request was filed with US Food and Drug Administration (FDA) to recall a few sunscreens which contain "potential carcinogens." The chemicals of concern are:

- ❖ Octocrylene – found in 2,400 sunscreen products, and the report calls for more studies on the safety of octocrylene. With time, octocrylene is suspected to break down into benzophenone.
- ❖ Benzophenone – a "suspected" carcinogen which can interfere with key hormones and reproductive organs. Research has found benzophenone in 16 sunscreens which are very popular in the US. The World Health Organization's cancer research arm identifies benzophenone as a possible carcinogen.

HARM TO MARINE LIFE

To protect coral reefs, Hawaii, Key West Florida, Palau, and US Virgin Islands placed a ban on all sunscreens containing octocrylene or octinoxate. The National Oceanic & Atmospheric Administration (NOAA) lists the following chemicals found in sunscreen as harmful to marine life:

- ❖ Oxybenzone
- ❖ Benzophenone-1

- ❖ Benzophenone-8
- ❖ OD-PAB
- ❖ 4-Methylbenzylidene camphor
- ❖ 3-Benzylidene camphor
- ❖ nano-Titanium dioxide
- ❖ nano-Zinc oxide
- ❖ Octinoxate
- ❖ Octocrylene

WHICH SUNSCREENS ARE SAFE TO HUMANS

Sunscreens containing zinc oxide or titanium dioxide are deemed safe by the FDA.

Fear not, chilling on the Long Beach Casting Club porch or clubhouse is out of the sun, no sunscreen needed. Please practice your casting at the Pond. See you...with a hat and a buff.

SOURCES:

<https://www.latimes.com/business/story/2021-08-10/sunscreen-fda-carcinogen-benzophenone-octocrylene-concerns>
<https://oceanservice.noaa.gov/news/sunscreen-corals.html>
https://www.capitol.hawaii.gov/session2018/bills/SB2571_CD1_.htm

New Club Members

MARK ANGELO,
MEMBERSHIP SECRETARY

The Board of Directors approved these new members at the last Board Meeting:

- ❖ Don Smith of Long Beach
- ❖ James Garner of Costa Mesa

Please greet and welcome all of our new members at the club's next monthly meeting. Here's wishing them a lifetime of healthy hatches and tight lines. **Members: if you see visitors at club meetings, let's make them feel welcome and inform them of the activities we have to offer!**

A Golden Opportunity: Catch Some Trout at Cottonwood Lakes

COLIN KUMABE, PAST PRESIDENT
JIM GARVEY, MEMBER

Cottonwood Lakes Sierra Backpacking Trip: Wednesday, September 15 through Sunday, September 19, 2021. On Wednesday, drive to Horseshoe Meadow, located just outside of Lone Pine. We'll car-camp at the trailhead at 10,040 ft. to acclimatize. We'll sort equipment and participate in a group potluck dinner. There is good fishing in Cottonwood Creek for goldens just off the road before Horseshoe Meadow, for those who arrive during the day.

The next day we hike in 5 1/2 miles with 1,200 ft. of elevation gain, mostly in the last mile and a half or so. Base camp will be established at Lake Three for the next three nights, Thursday through Saturday. We will hike out via the South Fork of Cottonwood Creek, and drive out on Sunday the 19th.

Besides fishing for golden trout in a beautiful basin below the Sierra Crest (which includes the South Fork Lakes), the area offers day hiking to other lakes,



peak-bagging and the opportunity to relax and enjoy a stunning mountain setting. Refer to **Sierra South** by Kathy Morey and Mike White, "Trip #79, South Fork Lakes", for additional info. A bear canister is required in this area, and carpooling is encouraged.

The trip pre-meeting and discussion of lightweight backpacking equipment and techniques will be Thursday, September 9, 7:00 pm at the Long Beach Casting Club Clubhouse (or by Zoom if the clubhouse is not open). Contact Jim Garvey at **310-985-0761** (jim-garvey@sbcglobal.net) or Colin Kumabe at **562-221-9418** (ctkumabe@gmail.com) to reserve a spot, or if you have any questions.



Bucket List Trips!

MARC BONVOULOIR, 2ND VICE PRESIDENT

As 2nd V.P. my job is to serve our membership with various trips throughout the year. Trips such as the Lower Owens, Green River, Brookie Bash, Yards and Inches, Southern Utah, Steelhead and so on. These are all amazing trips but as my old sales manager used to say “what have you done for me lately?”

So in the interest of never being satisfied with the status quo, I’ll ask you, the membership, where would you like to fish? Montana? Idaho? Oregon? Colorado? Alaska? Rivers such as the Madison, Big Horn, Henry’s Fork, Silver Creek, Owyhee, Snake, Frying Pan, Kvichak?

Wow, what a list! To my knowledge we, as a club, have never fished these world famous rivers. They are all in the west, about a one- or two-day drive or quick flight. There are fly shops and lodges near each location. All it takes is a little planning and puff, you’re sitting in a drift boat pounding the shore with a big dry hammering some big brown.

Sound like fun? Damn straight. All I need is to hear from you. 2022 is right around the corner and **NOW** is the time to plan for a bucket list trip. Where should we go? I’m here to help facilitate these trips but I need your help. Contact me with ideas and we will get planning.

Voluntary "Hoot Owl" Closures

ROB PETERSON, TARGET TALK EDITOR

The California Department of Fish and Wildlife (CDFW) is requesting that **anglers voluntarily avoid fishing after 12 p.m. on select waters throughout California**. This approach directs anglers to focus their angling during the cooler “hoot owl” periods of the day when water temperatures are

lowest. These voluntary recommendations will be triggered by monitoring of select fisheries across California:

- ❖ **THE LOWER OWENS RIVER** (PLEASANT VALLEY DAM DOWNSTREAM TO FIVE BRIDGES)
- ❖ **HOT CREEK**
- ❖ **MILL CREEK** (WALKER BASIN)
- ❖ **LOWER RUSH CREEK** (FROM GRANT LAKE TO MONO LAKE)
- ❖ **BRIDGEPORT RESERVOIR**
- ❖ **DEEP CREEK**
- ❖ **CROWLEY LAKE**
- ❖ **TRUCKEE RIVER** (FROM LAKE TAHOE TO NEVADA STATELINE)
- ❖ **EAST WALKER RIVER** (FROM BRIDGEPORT RESERVOIR TO NEVADA STATELINE)
- ❖ **UPPER TRUCKEE RIVER** (FROM LAKE TAHOE TO HEADWATERS, INCLUDING TRIBUTARIES)

In appreciation for the many years of support,

Bob Marriott’s is pleased to give 2% of all Long Beach Casting Club member purchases back to the club. This store credit can be used by the club for raffle prizes or toward other product purchases that will help enhance and benefit club activities. When purchasing from Bob Marriott’s, please be sure to mention that you are a LBCC member to help ensure that a percentage of your sale goes back to the club.



GOLDEN SAILS

LB — HOTEL — CA



SET SAIL FOR COMFORT & CONVENIENCE

- On-site fitness center
- Complimentary Wi-Fi
- 24-hour business center
- Outdoor year-round heated pool
- Oversized spa
- Spacious courtyard with gazebo, ideal for weddings
- On-site vending machines
- Coin-operated laundry
- ATM machine
- Complimentary USA newspapers in the lobby
- 173 guest rooms featuring:
 - Work desk
 - 32 inch flat-screen TV
 - Microwave
 - AM/FM alarm clock radio
 - Mini refrigerator
 - Single cup Haus Maid coffee maker
 - Ironing board
 - Hairdryer
 - Aquamer Institute Swiss® bath amenities
 - Air conditioning

GOLDEN SAILS HOTEL

6285 E. Pacific Coast Highway, Long Beach, CA 90803 | (562) 596-1631 | goldensailshotel.com

Leader's Line...Continues from page 1

- ❖ Hire a professional guide and as long as you're paying \$400+ bucks you might as well listen and learn. A good guide is an 8-hour floating casting lesson.
- ❖ Tournament/target cast. The games you can participate in are designed to force you to learn accurate casting skills and line management. The basics you practice to score better are precisely the on-the-water skills you need to eliminate false casting. Our best fishers are also our best casters.

Joe L., Bob M., John (V. or N.) and others are by far the better fishers in our club and the fact that they are also some of our best casters is not accidental. They work hard at it. There are a few of you out there that are currently good fishers and very good casters. All they need is "water" time to be as good a fisher as any.

I am not a great tournament caster but I continue to do it, not for medals but to see my scores improve because I know that with each point my average goes up, I catch more fish.

If you find these hints useful I will continue a series of "WHY I AM BETTER..." articles with topics such as: knots, organization, equipment, mending and how to eat peanut butter sandwiches with one hand and fish with the other.

15% Discount from Aventik

PAUL BURGNER, MEMBER

Chao Hang of Aventik is offering LBCC members a **15% discount** on the below products. Go to the club page and click on "Sponsors", then "Aventik". The Aventik (Amazon) page will come up. Type the ASIN # in the search area (example: ASIN B079NBK9L4). The product will come up. **Or: just click on the item description below.**

Use code **XZN26WYI** for the discount. The list and code change monthly, so keep watching here.

Items for this Month:

- ❖ [Stainless Steel Fly Hook ASIN: B079N3GP42, B079ND2319, B079N5QGQX](#)
- ❖ [2nd Gen High Reel ASIN: B07JM8DNQQ](#)
- ❖ [16pc Streamer flies collection Flies ASIN: B07KP86RL6](#)
- ❖ [Super Slim Transparent ASIN: B06X194NZ9](#)
- ❖ [Hemingway's Tapered Leader ASIN: B06XD9GXGJ](#)
- ❖ [8PC Fly Combo Box ASIN: B086V9CPVK](#)
- ❖ [Wooden Net ASIN: B01N6KXHLS](#)



CALIFORNIA TROUT
FOR 50 YEARS. FOREVER.

A day of activities, inspiration, games and instruction.
Experience the CalTrout lifestyle—for healthy rivers and fish.

2021

CALIFORNIA TROUT
50TH ANNIVERSARY

EXPO

FISH · WATER · PEOPLE

FRIDAY
SEPT. 24
12-3pm

FREE EVENT

GOLDEN
GATE ANGLING
& CASTING CLUB
GOLDEN GATE PARK
SAN FRANCISCO

WIN PRIZES



FALL

2021 FLYBUY

**SATURDAY
NOVEMBER 13, 2021
9:00AM - 5:00PM
LONG BEACH, CA**



**WANT TO
CATCH
SOME NEW SPECIES?**

**CHANNEL ISLAND
FLY FISHING EVENTS!**

**DATES - August 31 (Tues) and October 30 (Sat)
Anglers - Trip is limited to six (6) anglers
and the host**

Cost is \$250.00 per person

Contact - Michael Schweit (818-601-9702)

LBCC Monthly Speakers

ROB PETERSON, TARGET TALK EDITOR

JANUARY: John McMillan, the Science Director for Trout Unlimited's Wild Steelhead Initiative on how diversity is key to steelhead resurgence.

John McMillan Presentation January 28, 2021
Passcode: @P4H#KUM

FEBRUARY: Brandon Worthington of Worthington Flyfishing, Ashland Oregon. The topic was "A Guides Perspective on the Upper Klamath Dam Removal Project".

Brandon Worthington Presentation Feb. 25, 2021
Passcode: .Ag.a2Z7

MARCH: James Monteith, Founding Chairman of Eastern Oregon Legacy Lands. Topic was "Reintroducing Sockeye Salmon to Wallowa River".

James Monteith Presentation March 25, 2021
Passcode: 19@H7fdT

APRIL: no monthly meeting.

MAY: Doug Rodricks, Sierra Drifters Guide Service in Mammoth Lakes. The topic was "Fishing the Sierra".

Doug Rodricks Presentation May 27, 2021
Passcode: n2@BRL*w

JUNE: Chris King, guide for The Fly Shop. The topic was "Fishing Opportunities in and around Redding CA".

Chris King Presentation June 24, 2021
Passcode: OF%fcZJ4

JULY: Dave and Emily Whitlock. Topic: "An Expert's Strategy for Fishing Wet Flies at all Depths".

Dave and Emily Whitlock Presentation, July 29, 2021
Passcode: zQZ3**wq

"The family of Yash Iseda would like to sincerely thank the Long Beach Casting Club, John Lincoln, Dan Luas, those who volunteered their time, and all who shared memories at the Celebration of Life. It was a wonderful event and a great tribute and remembrance of Yash."

Sue Vestermark, Member

Marv Dworzak's Memorial Service

BOB ALLEN, MEMBER

John Dworzak (Marv's son) would like to invite club members and friends to his father's memorial service. Here are the details:

DATE: **Saturday, September 4, 2021**
TIME: **11:00 AM**
LOCATION: **Good Shepherd Cemetery**
8301 Talbert Avenue
Huntington Beach, CA 92647

A time of sharing and "talking story" will follow at:

BJ's Pizza and Brewhouse
16060 Beach Blvd.
Huntington Beach, CA 92647

Thanks!

Fly of the Month: Black Bear-Red Butt

JOHN VAN DERHOOF, PAST PREZ & TARGET TALK HELPER BOY...

The Black Bear-Red Butt is a venerable and effective Atlantic salmon and Pacific steelhead pattern, which introduces fly tiers to a host of different techniques that can be applied to a wide variety of different types of fly fishing patterns.

It teaches a relatively unknown and very strong method of attaching hair and hackle tip wings. This method, popularized by Ed Haas, uses the looped eye of the salmon fly hook to hold the wing pointing forward before binding it down. Then, after the rest of the fly has been tied, the wing is folded back to its desired position, creating a small head and a wing which is virtually impossible to pull out.

Another technique that is learned is the proper way to tie in and wind both flat and round/oval tinsels. Flat tinsel should always be wound from front to back to front and each turn should butt up against the previous turn. There should never be any overlap or “shingling” of each successive turn. This creates a very smooth body that does not allow any location where a fish’s tooth could grab. This fly also teaches the tier how to properly tie and wrap floss, as well as a technique to keep the floss from changing color or darkening when it gets wet. Finally, a method of hackling is used which allows the hackle to flow back toward the body naturally and without unnecessary thread wraps.

The Black Bear-Red Butt is a great fishing fly and has many variations, such as all black or with a green butt. It can be tied as a standard salmon/steelhead wet fly on a standard hook for winter or early spring fishing, as a low water pattern tied in a smaller size on a larger hook for summer/low water conditions or even with the long, flowing body hackle of a Spey pattern.


MATERIALS FOR TYING THE BLACK BEAR-RED BUTT:

- Hook:** Sizes #10 to #2/0, looped eye salmon style; Partridge Wilson; Tiemco #7989; Daiichi #2051 ‘Alec Jackson’ or Mustad #36890
- Thread:** 6/0 or 8/0 primrose or Light Cahill (I use 12/0 Veevus)
- Wing:** Black bear hair or black (natural or dyed) squirrel tail or calf tail
- Tag/Ribbing:** Fine oval or round gold tinsel
- Body:** 1/5 Flat silver mylar tinsel; 1/5 Fluorescent red floss; 3/5 Black African goat or seal substitute
- Hackle:** Black rooster, poor quality dry fly




INSTRUCTIONS FOR TYING THE BLACK BEAR-RED BUTT:

- 1 Be sure you are using a hook with a looped eye. This winging technique will not work without that style of hook. Attach the thread at the mid-point of the shank. Remove the wing material from skin, most of the underfur, and slide it between the shank of the hook and loop of the eye. Don't use too much hair, as it will be hard to fold later, and don't stack it! Measure the wing length by folding it back toward the bend—it should not reach the bend. Bind the butts of the wing down, with tips pointing forward.



WING INSIDE
LOOPED EYE
- OBLIQUE VIEW




WING INSIDE
LOOPED EYE
- SIDE VIEW



BIND WING DOWN
LEAVING ROOM
FOR HEAD SPACE
- SIDE VIEW

- 2 With the thread at the mid-point of the shank, tie in the flat silver mylar tinsel and then the extra fine oval gold tinsel on the lower back side of the hook. To help hold the flat silver tinsel in place as you start to wind it, cut a small scallop in the tinsel very close to the end and tie it in inside the notch.



BLACK BEAR-
GREEN BUTT


- 3 Hold the fine oval gold tinsel back along the shank with your left hand and wind the flat silver mylar edge to edge—no overlap—to the spot directly over the point of the barb. As you wind you will have to keep pulling the fine oval gold tinsel back and along the hook shank. Reverse direction with flat silver mylar back to the starting point and tie off. Tie in one or two strands of fluorescent red floss.
- 4 Make sure that your fingers are dry and free of dirt and oil. Stroke the floss, flattening it into a ribbon. Wind the floss evenly with a slight overlap on top of the flat silver mylar. Proceed to a point halfway down the mylar and wind back to the start and tie it off. The mylar beneath the floss will cause the floss to glow even when wet.
- 5 Apply the dubbing to your thread. African goat is stiff and spiky and can be difficult to dub. Wet your fingertips slightly, rub them together and forcibly apply it to thread. The dubbed body should be slightly tapered. Use a heavy dubbing needle to pick out fibers along the underside of the body to give it a slightly shaggy, bearded appearance.
- 6 Wind the tag (should be two or three adjacent turns of the oval gold tinsel), then continue winding the rib evenly and tie off. There should be four or five turns to define the change between the different body materials. Select and fold the hackle and tie it in by the tip. If you cannot fold the hackle then stroke the fibers from the tip down until the fibers

Black Bear-Red Butt...Continues on page 14

Black Bear-Red Butt...Continued from page 13

are perpendicular to the stem. Wind the hackle with each turn directly in front of the preceding turn. The hackle should be three to six turns, depending on the quality of the hackle and the size of the fly. The hackle should extend about 2/3 of the way to the point of the hook.

- 7 Fold the wing back over the body and squeeze firmly at its base to help fold the wing back. Evenly wind thread over the base of the wing, forcing the wing down over the body. When the wing is in the desired angle and location you will see that you have already formed a neat head. Whip finish winding forward toward the eye. Touch the head with a permanent black marker, apply a couple of coats of head cement and the fly is complete.



**FOLD WING
BACK AND
BIND DOWN**

**FINISHED
WING READY
FOR WHIP
FINISH**

NOTES:

If you do not want to try the Haas style of winging and instead tie the fly in a more traditional way, then tie the fly in the following fashion:

- ❖ Start by attaching the thread just behind the looped eye and then proceed to wind forward to a point



just short of the head space thereby closing the eye. From that point wind back to the center point of the hook shank and follow tying instructions #2 through #6.

- ❖ Now with fly tied with all of the tag, body, ribbing and hackle, remove a small clump of wing material from its skin (or tail if you are using black squirrel). Remove most of the under fur from the wing and measure its length. It should not quite reach the end of the hook. Now take a leap of faith with me...
- ❖ Remove all but 1/8" of the butt ends. Holding with your fingertips and the butt ends (all 1/8" of them) over the head space make three or four tight turns as close to your fingertips as possible. Those wraps should be where the hackle ends and the head space begins. Without letting go now slide a wrap of thread through the middle of the butt ends. This will help create a jam that will help keep the wing from pulling out. Keeping your holding hand in place wind your thread to form a neat head and whip finish. Now you can let go...
- ❖ Tying the wing in this manner will make it more secure. Since the winging material is dense and stiff it will not compress like deer or elk will. Leaving the butt ends long after tying them down usually means lifting them up to get your scissor points underneath to cut them off. This action dramatically loosens all of those thread wraps used to tie them down and the wing pops out on the first cast. Tying the wings in and leaving them alone is the best way to keep them in place. For security some super glue at the end helps but do so lightly!

Hope these tips help you out so now, get over to your vise and start tying.

Help Save South Bay Steelhead!

RE-PRINTED FROM CALTROUT NEWS, JULY 29, 2021

The Santa Clara Valley Water District released in June 2021 the **FAHCE Draft Program Environmental Impact Report (EIR)** which is now open for public comment. CalTrout encourages our California community, especially those that live and/or work in the South Bay, to check out the report and submit a public comment in favor of protecting threatened steelhead and Chinook salmon. Not only are these fish culturally significant, but they are also excellent predictors of water and habitat quality. We will continue to work with our partners to ensure this project helps restore fisheries to good condition below the reservoirs and allows a path for their recovery.

The proposed EIR document is important – it needs your voice. It's amazing that in San Jose, the 10th largest city in America, you can still find steelhead and salmon swimming through downtown. But they will not survive in these watersheds without considerable restoration and changes in water management. What is at stake ultimately comes down to quality of life – do we want to have these iconic, native fishes in our backyards for future generations? Join us in telling the water district that we care about the fish in our backyard – that they indicate healthy waters upon which we all depend.

PUBLIC COMMENT ACCEPTED JUNE 30 – OCTOBER 15, 2021

Read the Environmental Impact Report: www.valleywater.org/node/1828.

Written comments on the Draft Program EIR should be received by 5:00 pm PST on October 15, 2021 and sent to: Ryan Heacock at fahce@valleywater.org.

For additional information or a CD copy of the Draft EIR, please contact Mr. Heacock at (408) 265-2600.



(C) JOANN BOSOWSKI

We Need Your Photos!

MICK WOODBURY, PAST PRESIDENT

The web site project is well underway and we're looking for good photos to convey the LBCC story. We're especially looking for pictures that demonstrate our teaching and education mission. If you have photos that show any of the following, we would love to hear from you.

- ❖ Beginning casting classes. (on the pond, individual instruction, classroom).
- ❖ Fly tying. Classroom, individual instruction, closeups, critiquing.
- ❖ Rod building. Classroom, individual instruction, closeups.
- ❖ Casting tournaments (national, southwest, captain's handicap)
- ❖ Tenkara events
- ❖ Spey Casting
- ❖ On-the-River instruction
- ❖ Club Meetings
- ❖ Venison Stag Christmas dinner
- ❖ Boy Scout merit badge instruction
- ❖ Trout in the Classroom
- ❖ Nooner luncheons

To submit or if you have questions, please contact anyone on the web committee,

Mick Woodbury: Cell 949-275-2063 or email: mick@rwmarketing.com

or

Upload the pics to:

Website Photos Long Beach Casting Club

Fish Southern Utah with The Quiet Fly Fisher

❖ September 12–16, 2021 ❖



Address:

The Fly Shop Local:
17 E. 200 North
Loa, Utah 8747

Phone:

(435) 616-2319

E-mail: The Fly Shop – mikejames@scinternet.net

or: Terry Komisak at – tk_nsp44@yahoo.com (562) 221-2631

DATES:	September 12–16, 2021 arrive Sunday, depart Thursday.
TOTAL COST:	The total cost of the trip will be approximately \$795.00* per angler, double occupancy.
PAYMENT TERMS:	Reserve your spot— <ul style="list-style-type: none"> ❖ A \$300.00 non refundable deposit is due no later than May 1, 2021. ❖ Your second deposit of \$300.00 is due no later than June 15, 2021. ❖ Your balance is due no later than August 15, 2020. Make check payable to the LONG BEACH CASTING CLUB, and send to LBCC, PO Box 90035, Long Beach CA. 90809.
INCLUDES:	Four nights lodging; three days guided wading or float tubing on the waters of southern Utah provided by The Fly Shop as run by the Quiet Fly Fisher for Sept 13,14,15.
FISHING GEAR:	3 wt. to 6 wt. rods. Float tubes can be arranged by the guide service.
LODGING:	Sun Glow Motel, 91 E. Main St., Bicknell, Utah 84715
YOUR RESPONSIBILITIES:	<ul style="list-style-type: none"> ❖ Your transportation to and from Loa, Utah, tips for guide service ❖ A current Utah Fishing License which can be purchased on-line here: https://secure.utah.gov/hflo/main/serv1/index.html?server=serv1
EXTRAS:	Since this is a fall season trip, expect thunderstorms and cooler weather. Bring a warm jacket and cap. Also, the elevation of the lodge is 7,400'. Bring sun protection gear. Wading can be demanding at elevation and stream beds are uneven. Some waters are around 10,000'.
MORE:	The guides will provide transportation in their 4WD vehicles. Bring motion sickness remedies if necessary. NOTE: Loa, Utah is a small touristy community which closes early, 8:00 PM. Bring things you need, don't expect to find them there. There are several good restaurants in the area which tend to close around 8:00 PM also.

Get ready for an
unforgettable experience!

*Price subject to last minute changes.

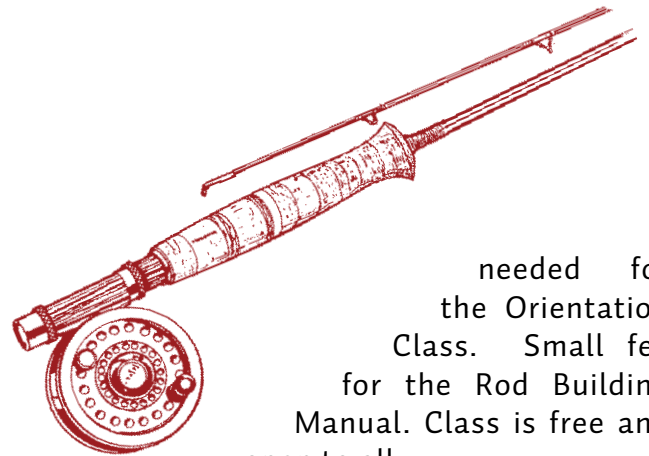


Coming to a Clubhouse Near You! Don't Forget About the Rod Building Class Starting August 31, 2021 at 7:00 PM

EDDIE MADRID, ROD BUILDING CHAIR

Learn the steps needed to build your own fly rod. This class covers the basics of component selection and techniques needed to make your own rod. While instruction focuses on fly rods, the techniques covered are applicable to regular fresh- and saltwater rods too.

In addition to instruction, class participants have access to specialized building tools to help build that special heirloom rod. No tools are



needed for the Orientation Class. Small fee for the Rod Building Manual. Class is free and open to all.

The class will begin on August 31, 2021. After a two-week hiatus, the class resumes on September 14 for actual instruction. There will then be five weeks of rod building instruction, and then the class will end on October 12.

For questions, contact Eddie Madrid (562-537-9618 or netboy3@verizon.net)



It's Full on Summer IN THE EASTERN SIERRA!!!

Crowley Lake is California's premier trout stillwater fishery. The summer bite is strong, and the views on the lake can't be beat.

***Give me a call if you'd like to book a trip for the lake. Chris Leonard - 818.288.3271
I offer half-day and full-day trips. Moving waters as well as Crowley Lake.***





Fish the Colorado River with Lees Ferry Anglers



ADDRESS:
HC 67 Box 30
Marble Canyon, AZ 86036



PHONE:
Toll Free: (800) 962-9755
Local: (928) 355-2261



e-mail: info@leesferry.com

Lees Ferry: www.leesferry.com Cliff Dwellers: www.cliffdwellerslodge.com

DATES: September 26–29. Arrive Sunday and depart Wednesday.

RESERVE YOUR SPOT! First deposit of **\$200.00** due no later than **May 1, 2021**.

Your second deposit of **\$300.00** is due no later than **July 1, 2021**.

Your final deposit of **\$196.00** is due no later than **August 1, 2021**. Make your check payable to Cliff Dwellers at the address above.

COST: The total cost of the trip will be approximately **\$696.00** per angler, double occupancy. This does not include guide tips, food or drinks

INCLUDES: Three nights lodging and two days drifting on the Colorado River below Glen Canyon Dam.

LEES FERRY ANGLERS: The Colorado River at L.F.A. is a tailwater fishery with a consistent temperature of 46–48 degrees. It is a 365-day-a-year fishery. Because of the constant water flow with enormous quantities of insects, scuds and other aquatic life, the growth of the trout is extremely rapid.

CLIFF DWELLERS LODGE: At magnificent Vermilion Cliffs National Monument, Marble Canyon, Arizona. The lodge is nonsmoking but cigars and cigarettes may be smoked outside in designated areas. Cliff Dwellers Restaurant has a full menu and was voted one of the top ten best restaurants in Arizona Highways Magazine; 2013.

MORE? Contact Craig Bond LBCC Streamkeeper at: **818-730-5745** or bondc007@yahoo.com.

CDFW Successfully Relocates 1.1 Million Hatchery Salmon Until Klamath River Drought Conditions Improve

RE-PRINTED FROM A CDFW NEWS RELEASE, JULY 13, 2021

Due to drought and poor water conditions in the Klamath River, the California Department of Fish and Wildlife (CDFW) successfully relocated 1.1 million juvenile, fall-run Chinook salmon from its Iron Gate Fish Hatchery in Siskiyou County. The fish were trucked to a nearby satellite facility and to the Trinity River Hatchery 122 miles away where the fish will remain until conditions in the Klamath River improve.

The baby salmon, about seven months old and about three inches in length, are normally released into the Klamath River in May and June. Due to warm water temperatures, low water flow and an exceedingly high probability of succumbing to disease in the river, CDFW decided to retain these salmon within its hatchery system over the summer until Klamath River conditions improve. The unprecedented relocation happened after extensive monitoring, discussion and close collaboration with federal partners, academic specialists and three Native American tribes in the lower Klamath Basin.

The temporary relocation marks the first time CDFW has not released salmon into the Klamath River since construction of the Iron Gate Fish Hatchery in 1962.

CDFW relocated the 1.1 million salmon to provide adequate water conditions over the summer and additional space to accommodate the growing fish. Another 1 million juvenile Chinook salmon will remain at Iron Gate.

“It’s extremely challenging to raise cold water fish

species in a drought,” said Dr. Mark Clifford, Hatchery Environmental Scientist for CDFW’s Northern Region. “The reality is most of these fish would have died if we released them into the river. We need to maintain the integrity of the fall run on the Klamath River and we especially can’t afford to lose this generation of fish.”

Four Klamath River dams are slated for removal by 2024, the largest dam removal undertaking in U.S. history. The removal is expected to restore fish access to the entire river and the relocated Iron Gate fish could be the first salmon to return to a new Klamath River after their life in the ocean and find miles of additional spawning habitat and contribute to future generations of wild fish.

When conditions improve and before the fish are ultimately released to the Klamath River, the relocated salmon will be returned to the Iron Gate Fish Hatchery for a number of weeks to allow the fish to further imprint on the Klamath River. All of the relocated salmon have been outfitted with unique coded wire tags to allow CDFW and other agencies to determine their origin and destination. All of their adipose fins have been removed to visibly identify them as hatchery reared fish.

CDFW thanks its partners for their time and expertise in working through this difficult situation. These partners include the Karuk Tribe, the Yurok Tribe, the Hoopa Valley Tribe, the U.S. Fish and Wildlife Service, the Bureau of Reclamation and NOAA Fisheries.

Video and photos of the salmon relocation along with comments from Dr. Clifford are available for download at the following link:

<https://filelib.wildlife.ca.gov/Public/OCEO/Iron%20Gate%20Hatchery%20Chinook%20Relocation/>*(opens in new tab)*

MEDIA CONTACTS:

Dr. Mark Clifford, CDFW Northern Region, (530) 227-4672

Peter Tira, CDFW Communications, (916) 215-3858

**FISHING
AMMO**



**HUNTING
ARCHERY**

963 N. Main Street
Bishop, CA 93514

BISHOP, CALIFORNIA

**PH (760)872-3000
FAX (760) 872-8000**



On the River Clinics *for* 2020-2021

with
**JOE LIBEU, FFF MASTER CERTIFIED CASTING INSTRUCTOR
KATHY KIM, FFF CERTIFIED CASTING INSTRUCTOR**

Join us for a weekend of educational experience designed for anglers of all levels who wish to improve their success on the streams.

BEGINNING CLINIC:

You will learn about a productive rigging system for subsurface and get an overview of insect life, reading the water and stream structure, safety and positioning yourself in the stream. You will gain insight and knowledge that will be a strong foundation in any fly fishing.

ADVANCED CLINIC:

You will be introduced to the increasingly popular Czech and other European nymphing techniques. You will learn both short and long-line methods and how to tie these rigs. You will be amazed at how effective these methods of subsurface fishing are, and your understanding will help

you improve in other areas of fly fishing.

2020-2021 CLINIC SCHEDULE:

BEGINNING	ADVANCED
December 12-13	—
January 23-24	January 9-10
February 20-21	February 6-7
February 7 & 8	February 21 & 22
—	March 6-7

The clinic is limited to a maximum of 6 students. **\$300.00** tuition includes 2 full days of on-the-stream instructions. Not included are lodging, tackle, meals, fishing license and transportation. Dates are subject to change based on local conditions.

Fly Tying Tip: Fuzzy Head

DAVE BOYER, MEMBER

When you do small flies, sometimes the normal whip-finished thread head just does not look like it fits (**Photo-1**).




PHOTO-1

There is too much shank/thread showing, and it makes the fly look unfinished. Instead consider a 'Fuzzy Head' by using a thin noodle of dubbing (**Photo-2**) and then doing a whip finish.



PHOTO-2

To start, first apply a very thin amount of dubbing to your thread. Keep the dubbing noodle short—only enough for three to four turns of thread should be

sufficient. Be sure to use less rather than more! Slide the dubbing noodle up close to the hook shank.



PHOTO-3

Now start your whip finish. You can use your fingers or a whip finishing tool. Here's the important bit: be sure to lay the thread from your bobbin parallel with the hook shank (**Photo-3**) and pull it towards the rear. The first turn of the dubbing noodle will be over the rearward thread. Continue the whip finish with the dubbing from back to front, three or four times, filling the gap with dubbing. Pull the thread to the rear tight and then remove the excess thread.



PHOTO-4

The final finished look does not show any thread and looks more 'finished' (**Photo-4**). This works very well with small flies which have a short shank, when you want little or no thread head showing.

Calendar of Events

September

1	Wednesday	7:00 PM	Fly Tying Forum on-line (Tying begins at 7:30)
2	Thursday	7:00 PM	Spey Casting Under the Lights
4	Saturday	9:00 AM	Club Spey Cast
6	Monday	7:00 PM	Board of Directors Meeting
7	Tuesday	7:00 PM	Pre-Trip: On the Salt Surf, at Clubhouse outside
8	Wednesday	7:00 PM	Fly Tying Forum on-line (Tying begins at 7:30)
9	Tuesday	7:00 PM	Pre-Trip: Cottonwood Lakes Backpack w/ C. Kumabe, J. Garvey
			Spey Casting Under the Lights
11	Saturday	9:00 AM	Club Spey Cast
12	Sunday	9:00 AM	On the Salt Surf Trip w/ Kevin Green
		9:00 AM	Club Cast and Captain's Handicap
12-16	Week		Southern Utah Trip w/ Terry Komisak
14	Tuesday	7:00 PM	Rod Building Class—Session #2
15	Wednesday	7:00 PM	Fly Tying Forum on-line (Tying begins at 7:30)
15-19	Weekend		Cottonwood Lakes Sierra Backpack w/ Colin Kumabe, Jim Garvey
16	Thursday	7:00 PM	Spey Casting Under the Lights
18	Saturday	9:00 AM	Pre-Trip: Lee's Ferry w/ Craig Bond
			Club Spey Cast
19	Sunday	9:00 AM	Club Cast
21	Tuesday	7:00 PM	Rod Building Session #3
22	Wednesday	7:00 PM	Fly Tying Forum on-line (Tying begins at 7:30)
23	Thursday	7:00 PM	Spey Casting Under the Lights
25	Saturday	9:00 AM	Club Spey Cast
26-29	Week		Lee's Ferry w/ Craig Bond
28	Tuesday	7:00 PM	Rod Building Session #4
29	Wednesday	7:00 PM	Fly Tying Forum on-line (Tying begins at 7:30)
30	Thursday	7:00 PM	Monthly Meeting: Todd Pond

October

2	Saturday	9:00 AM	Pre-Trip: Yards & Inches w/ Mick Woodbury
		9:00 AM	Club Spey Cast
3	Sunday	9:00 AM	Club Cast
4	Monday	7:00 PM	Board of Directors Meeting
5	Tuesday	7:00 PM	Rod Building Session #5
6	Wednesday	7:00 PM	Fly Tying Forum on-line (Tying begins at 7:30)
9	Saturday		Club Trip: Yards & Inches
		9:00 AM	Club Spey Cast
12	Tuesday	7:00 PM	Rod Building Session #6
13	Wednesday	7:00 PM	Fly Tying Forum on-line (Tying begins at 7:30)
14-16			Trout Unlimited Mono Hot Springs Resort on the San Joaquin
15-17	Weekend		Northwestern Casting Tournament at Golden Gate ACC
16	Saturday	9:00 AM	Club Spey Cast
19	Tuesday	7:00 PM	Beginning Fly Tying Class Orientation—Session #1

20	Wednesday	7:00 PM	Fly Tying Forum on-line (Tying begins at 7:30)
23	Saturday	9:00 AM	Club Spey Cast
24	Sunday	9:00 AM	Club Cast
26	Tuesday	7:00 PM	Beginning Fly Tying Class—Session #2
27	Wednesday	7:00 PM	Fly Tying Forum on-line (Tying begins at 7:30)
28	Thursday	7:00 PM	Monthly Meeting: John Van Derhoof on Fly Tying
30	Saturday	9:00 AM	On the River Clinic w/ Joe Libeu—Session #1 (Classroom)
			Club Spey Cast
			Pre-Trip: Northern California Steelhead w/ Marc Bonvouloir

November


1	Monday	7:00 PM	Board of Directors Meeting
2	Tuesday	7:00 PM	Beginning Fly Tying Class—Session #3
3	Wednesday	7:00 PM	Fly Tying Forum on-line (Tying begins at 7:30)
5-7	Weekend		FFI Fly Fishing Expo
6	Saturday	9:00 AM	Club Spey Cast
6-7	Weekend		On the River Clinic w/ Joe Libeu (Bishop)
6-9	Week		Northern California Steelhead w/ Marc Bonvouloir
7	Sunday	9:00 AM	Club Cast
9	Tuesday	7:00 PM	Beginning Fly Tying Class—Session #4
10	Wednesday	7:00 PM	Fly Tying Forum on-line (Tying begins at 7:30)
13	Saturday		Fall Fly Buy
16	Tuesday	7:00 PM	Beginning Fly Tying Class—Session #5
17	Wednesday	7:00 PM	Fly Tying Forum on-line (Tying begins at 7:30)
18	Thursday	7:00 PM	Monthly Meeting: Jennifer LaFollette
20	Saturday	9:00 AM	Club Spey Cast
21	Sunday	9:00 AM	Club Cast
24	Wednesday	7:00 PM	Fly Tying Forum on-line (Tying begins at 7:30)
27	Saturday	9:00 AM	Club Spey Cast
30	Tuesday	7:00 PM	Beginning Fly Tying Class—Session #6



(C) JOANN BOSOWSKI



JUNKYARD SPEY



www.redshedflyshop.com



WWW.OLDMOEGUIDESERVICE.COM • 435-885-3342



www.bobmarriotts.com
info@bobmarriotts.com
 2700 W. Orangethorpe Ave.
 Fullerton, CA 92833

GOING GREEN...

We now offer a full
 service Equipment
 Recycling Program
 that saves resources...
 and puts some "green"
 on an account for you
 here at the shop!



www.bobmarriottsflyfishingstore.com/going-green

Store (714) 525-1827 Travel (714) 578-1880



YOUR FLY FISHING DESTINATION
 & RESORT OUTFITTER

FLY FISHING EXCURSIONS • CLASSES
 PRIVATE INSTRUCTIONS
(310) 749-6771

3901 Brayton Ave., • Long Beach, CA 90807 • www.spfadventures.com



hotel CURRENT

NIA ENG
 DIRECTOR OF SALES

5325 e. pacific coast highway • long beach, ca 90804
 direct 562.597.1341 x 117 • facsimile 562.597.8741
nia@hotelcurrent.com • www.hotelcurrent.com