

Inside

- ❖ Fly of the Month: Stacked Adams Quill
- ❖ Club Trips for 2021
- ❖ Three Month Calendar

Highlights

- Page 5: 2021 Club Trips Status Report
- Page 7: Rest in Peace, Yash
- Page 14: Beware New Fishing Regs Effective March 1

Target Talk

NEWSLETTER OF THE LONG BEACH CASTING CLUB, ESTABLISHED 1925

MARCH 2021

WWW.LONGBEACHCASTINGCLUB.ORG

Leader's Line...

Redesign of Website & Social Media Coming

STEVE JONES, PRESIDENT

Hello everyone. With the current better pandemic news, and the opening up of many of the things that I enjoy doing, my mood is improving and I am looking forward to more of a normal life, now and in the future. I hope you feel the same way. One of the exciting things that has recently happened in the club is the current board approval for a new enhanced website and social media pages. A thirteen-person committee of interested club members has formed, with many having significant computer backgrounds.

The Club will divide up the tasks to keep our new website and social media pages up to date. We'll hire a web designer in the next couple of weeks, and the committee will work to get what we want. This process has been in the works for months. We know what club members want and are hoping to create one of the better sites in the fly fishing club universe. Our website has not been updated for a while, and we feel that this is the right time to improve it. Some of the improvements I am excited about are:

1. Downloadable roster to our computers and phones with the ability to update your information.
2. Drone video images on the main page showing the clubhouse and pond.
3. A "Members Only" section.
4. It will be easier to find someone to go fishing with and to sign up for instructional help.
5. An e-commerce section for selling of club items as well as items which you may want to sell.
6. A library with easy access and search capabilities.
7. Photos and information on all club trips will be posted on the website and social media pages.

8. A new video library of the 16 new instructional fly tying videos recently created by our current fly tying instruction team. We will also be creating new instructional videos so we can place these on the website.
9. Our newly updated social media pages will direct more volume to our website, which will create the potential for many new members in the club.
10. Enhanced membership and renewal will be easier than ever, and will make updating of the roster and membership lists all automatic.

We have many more great ideas and are looking forward to working with our web designer to make things happen. Because this website will be such a large part of the Club we are currently proposing to add a new position on our board of directors to represent the website-social media part of the club. If you're interested and would like to get involved in this process we are still looking for others to help us. We would like to thank the many that have already contributed and those that have currently given us the confidence to move forward with this enhancement.

Club Trips for 2021

MARC BONVOULOIR, 2ND VICE PRESIDENT

TRIP DATE	TRIP & LEADER
Mar. 5-7	Lower Owens #3 w/ Dan Rivett, Pre-Trip Feb. 27, 9:00 AM
April 10-11	Kelsey Bass Ranch #1 w/ M. Woodbury, Pre-Trip March 30, 7:00 PM
April 25-30	Green River Trip #1 w/ J. Lincoln, Pre-Trip April 13, 7:00 PM
May 2-7	Green River Trip #2 w/ C. Kumabe, Pre-Trip April 13, 7:00 PM
May 22-23	Kelsey Bass Ranch #2 w/ M. Woodbury, Pre-Trip March 30, 7:00 PM
May 30-Jun 1	Pyramid Lake Trip w/ P. Nakamura, Pre-Trip May 22, 9:00 AM
June 6-10	Fall River Trip w/ Marc Bonvouloir, Pre-Trip June 1, 7:00 PM
July 8-11	Brookie Bash w/ M. Flo, Pre-Trip June 29, 7:00 PM
July 11	Brookie Bash day is Saturday
July 9	Sierra Tenkara event Friday, July 9 w/ C. O'Dell, Pre-Trip June 29, 7:00 PM
Sept 12-16	Southern Utah w/ T. Komisak, Pre-Trip Aug 28, 9:00 AM
Sept 26-29	Lee's Ferry Trip w/ C. Bond, Pre-Trip Sept. 18, 9:00 AM

Trip location, dates and pre-trip workshops are subject to change, so monitor Target Talk or the web calendar for the latest information. Trip deposits for trips which are 'double occupancy' and require deposits in advance are non-refundable. Should you need to cancel your reservation, your deposit money will be refunded if another club member replaces you. If you would like to be a streamkeeper and need help organizing a club trip, let me know. Please contact Marc Bonvouloir if you have any suggestions for a trip or any questions at: mrmlb21@gmail.com.



OFFICERS

PRESIDENT

STEVE JONES
(562) 682-7920

1ST VICE PRESIDENT

BOB MAYFIELD
(714) 392-2211

2ND VICE PRESIDENT

MARC BONVOULOIR
(213) 369-9525

CO-CAPTAINS

MARK FLO: (562) 420-8121
TOM OLSON: (310) 809-0409

MEMBERSHIP SECRETARY

MARK ANGELO
(562) 450-8865

TREASURER

TOM MCGIVERN
(310) 947-4212

CORRESPONDING SECRETARY

BRAD LANDON
(714) 323-0586

FACILITIES & POND

STEVE HIGASHI
(562) 508-8219

SENIOR DIRECTOR

YASH ISEDA
(562) 596-7766

JUNIOR DIRECTOR

COLIN KUMABE
(562) 221-9418

TARGET TALK EDITOR

ROB PETERSON
(310) 963-2515

James Monteith & Wallowa Lake, Oregon

BOB MAYFIELD, 1ST VICE PRESIDENT

James Monteith is Chairman of **Eastern Oregon Legacy Lands**, a regional, science-based conservation non-profit combining education and policy work. In his 47th year as a professional conservationist, he served as Executive Director of **Oregon Wild** for 17 years, and co-founded **Wallowa Land Trust** (2004), **Backcountry Hunters & Anglers** (2004) and the **Coalition of Oregon Land Trusts** (2010).

He also serves as Managing Partner for **Wallowa Lake Lodge**, a 98-year-old former fishing and hunting lodge at the head of Wallowa Lake in Northeastern Oregon. It was purchased by more than 100 families in 2016 as a community project when Hilton and Hyatt corporations were competing to buy it and develop the property.

WALLOWA LAKE SOCKEYE BACKGROUND

Wallowa Lake is one of only **two Oregon lakes** originally inhabited by native sockeye salmon. Restoration of sockeye to Wallowa Lake has been a dream of the **Nez Perce Tribe** since extirpation in the early 1900's. The upper Columbia-Snake-Wallowa River systems comprise one of the last cold water refugia in the West.

Wallowa Lake Lodge, Eastern Oregon Legacy Lands and the Nez Perce Tribe have **partnered to help expedite the return of sockeye salmon**, partly through establishment of a permanent conservation easement on Lodge grounds at the head of Wallowa



Lake (Wallowa Lake also contain Kokanee, including record-sized fish.) This model, including a for-profit business, a non-profit conservation organization and a sovereign nation working together, has attracted significant interest. Oregon Department of Fish & Wildlife and Oregon Department of Parks & Recreation are cooperating partners in this endeavor.

I hope you can join us for this incredible story on the effort to restore sockeye salmon in Oregon. Meeting will be held via Zoom; below is link for meeting

Topic: James Monteith Eastern Oregon Legacy Lands

Time: Mar 25, 2021 07:00 PM Pacific Time


Join Zoom Meeting

<https://zoom.us/j/92023676080?pwd=Unh0OWg3K1JFbHZGL3NFc2djVjV2QT09>

Meeting ID: 920 2367 6080

Passcode: 969661

*(Editor's Note: this is a truly great initiative. To learn more about it, see the article in the **April, 2020 issue of Target Talk**—Rob)*



Link to Recording of Last Month's Presentation:

We recorded our January presentation: John McMillan on how diversity has been key to steelhead resurgence. If you'd like to watch this presentation, click on the below link:

[John McMillan Presentation January 28, 2021](#)

Passcode: @P4H#KUM

Long Beach Casting Club Wants You!

MICK WOODBURY, PAST PRESIDENT

This year's Nominating Committee has nominated the following members to the 2020–2021 Long Beach Casting Club's Board of Directors.

PRESIDENT:	Steve Jones
1 ST VICE PRESIDENT:	Robert Mayfield
2 ND VICE PRESIDENT:	Marc Bonvouloir
CORRESPONDING SECRETARY:	to be determined
MEMBERSHIP SECRETARY:	Mark Angelo
TREASURER:	Ed Alvarado
CAPTAIN:	Mark Flo & Bob Olson
FACILITIES & POND:	Steve Higashi
JUNIOR DIRECTOR:	Colin Kumabe
SENIOR DIRECTOR:	Vacant

The proposed slate of officers for the coming year is a good mix of proven experience and new enthusiasm. With three Marks, the Board of Directors' roll call should start meetings with a bit of humor.

The new officers will be voted in on April 1 at the Annual General Meeting and installed on April 17 at the Awards and Installation Dinner. The Annual General Meeting is a brief meeting with no guest speaker, and all members are encouraged to attend.

The Annual General Meeting is in lieu of the regular monthly meeting. Any ten members in good standing may nominate other candidates for the same office or offices from the floor at the Annual Meeting. Refer to the Long Beach Casting Club Constitution & Bylaws, Article VIII, Section 5, for the procedure to nominate candidates from the floor at the Annual General Meeting. The Constitution & Bylaws are located in the back of your copy of the LBCC Roster.

WANTED: A Corresponding Secretary to attend Board meetings and keep minutes. Position comes with lots of appreciative support.

New Club Members

MARK ANGELO,
MEMBERSHIP SECRETARY

The Board of Directors approved these new members at the last Board Meeting:

- ❖ Julie Hanada
- ❖ Bill Ross
- ❖ Roberta Ross

Please greet and welcome our new members at the club's next monthly meeting. Here's wishing them a lifetime of healthy hatches and tight lines. **Members: if you see visitors at club meetings, let's make them feel welcome and inform them of the activities we have to offer!**

In appreciation for the many years of support,

Bob Marriott's is pleased to give 2% of all Long Beach Casting Club member purchases back to the club. This store credit can be used by the club for raffle prizes or toward other product purchases that will help enhance and benefit club activities. When purchasing from Bob Marriott's, please be sure to mention that you are a LBCC member to help ensure that a percentage of your sale goes back to the club.



2021 Club Trips Status Report

MARC BONVOULOIR, 2ND VICE PRESIDENT

After losing the first two club trips of 2021 to the COVID 19 pandemic, the club is ready to begin what looks to be a robust slate of trips, beginning with the March Lower Owens trip. With the Stay At Home order lifted a couple of weeks ago, motels and campgrounds have opened for tourist business. That's not to say we should start streaking out of our homes like the kissing bandit at a 70's era Dodgers game, but it does mean we can socially distance our way to some amazing water.

The fun starts in **Bishop** March 5–7. Dan Rivett is the streamkeeper. If you plan to go make sure to tune in to the Pre-Trip Zoom meeting on Saturday, February 27 at 9:00 AM. Look for the e-blast with important info and a link to Dan and Yash Iseda's incredible workshop handout. It will tell you everything you need to know about the Lower Owens.

Next up is **The Kelsey Ranch Bass** trip with Mick Woodbury. There has never been a more pandemic-free trip than this one. Camping on private property and casting for hungry bass! The first trip on April 16–18 is sold out but Mick is starting a waiting list, and the May 21–23 trip is open. That Pre-Trip meeting is on Saturday, April 10 at 9:00 AM.

The most popular trips of the year are the **Green River** Trips. John Lincoln has stepped up to handle streamkeeper duties for trip #1. That trip is April 25–30. Colin Kumabe has openings for trip #2 on May 2–7. The Pre-Trip Zoom meeting for both excursions is on Tuesday, April 13 at 7:00 PM.

The end of May has us going to the famed **Pyramid Lake** in Nevada for some gargantuan Lahontan cutthroat trout with Paul Nakamura. There are a number of openings for this float tube trip at the end of the season on Pyramid. 10+ pound fish are common! Pre-Trip meeting is Saturday, May 22 at



(C) JOANN BOSOWSKI

9:00 AM.

A new trip this year is to **Fall River** in Northern California with me as streamkeeper. The June 6–10 trip is sold out—only 8 slots were open for this house on the river. I have a waiting list if you would like add your name.

July is the **Brookie Bash**! This is one of the best trips of the year since it combines incredible scenery, dry fly fishing and competition in one outing. Test your fly fishing mettle by netting all five species of trout in one weekend! Golden, rainbow, brown, cutthroat and brook trout. Mark Flo is your man. July 8–11 with the Pre-Trip meeting on Tuesday, June 29 at 7:00 PM. Cecil O'Dell will have a special Tenkara clinic at Hot Creek on Friday, July 9.

For the second year in a row Terry Komisak is leading the trip to **Southern Utah** September 12–16. This undiscovered area of Utah is known for its beauty, large fish and no competition with other anglers! Sign up for this trip now!

Fall is a great time to visit Arizona and **Lee's Ferry**. This trip, headed by Craig Bond, is breathtaking. The scenery in this canyon is second to none and you will miss fish because of it! Two days being guided on jet boats, wow. Craig has a full slate but is taking names for a waiting list.

More trips are being planned and I will let you know as soon as they are organized. Now is the time for any and all members to sign up for these amazing trips. With the vaccine entering arms at a rapid pace we will be a lot more free to discover new waters, and/or rediscover familiar places that bring everlasting smiles to our faces.

GOLDEN SAILS

LB — HOTEL — CA



SET SAIL FOR COMFORT & CONVENIENCE

- On-site fitness center
- Complimentary Wi-Fi
- 24-hour business center
- Outdoor year-round heated pool
- Oversized spa
- Spacious courtyard with gazebo, ideal for weddings
- On-site vending machines
- Coin-operated laundry
- ATM machine
- Complimentary USA newspapers in the lobby
- 173 guest rooms featuring:
 - Work desk
 - 32 inch flat-screen TV
 - Microwave
 - AM/FM alarm clock radio
 - Mini refrigerator
 - Single cup Haus Maid coffee maker
 - Ironing board
 - Hairdryer
 - Aquamer Institute Swiss® bath amenities
 - Air conditioning

GOLDEN SAILS HOTEL

6285 E. Pacific Coast Highway, Long Beach, CA 90803 | (562) 596-1631 | goldensailshotel.com

Kelsey Bass Ranch 2021!

MICK WOODBURY, PAST PRESIDENT

Here are twelve great reasons why Kelsey Bass Ranch is a fantastic way to scratch your Covid-thwarted fishing itch:

1. Everything is outdoors.
2. It's on private property, far from...anything.
3. Limited contacts. We have the entire 125-acre lake to ourselves.
4. Automatic social distancing. Each angler has about 10 acres of lake.
5. Bring/prepare your own food and drink. No restaurants, no crowds.
6. Overnight accommodations are whatever you bring—tents, campers, etc. No motels.
7. Florida-strain bass are hard fighters. So are Kelsey bluegill.
8. Lots of wildlife entertainment.
9. Great lakeside camping among the trees.
10. Kayak, float tube or walk and wade—they all work.
11. Closer than Hot Creek with much larger fish.
12. Many are getting their vaccines so by April/ May it should be even more safe.

We're fortunate to get two cracks at Kelsey this year. **Trip One** is April 10–11. There is a waiting list for that date. **Trip Two** is May 22–23.

We can still accommodate a few more signups. Daily cost is about \$125–\$130 per person, depending on number of anglers. To learn more about the lake, Google [Kelsey Bass Ranch](#). To get on the list, or get more info, email me at mick@rwmarketing.com. Or call or text: **949-275-2063**.



Rest in Peace, Yash Iseda

ROB PETERSON, TARGET TALK EDITOR

Yash Iseda, longtime member and former Club President, has passed away. We'll wait until the April issue of Target Talk for a full memorial on Yash, out of respect for the privacy of his loved ones. But we wanted to acknowledge his passing in the March issue.

As Shirley noted in the email blast she sent out, he died from cardiac arrest at home on Monday, February 8, 2021. Here's a little more on Yash, his interests and his many contributions to the Club, from Shirley's email:

"Yash was a member of the Long Beach Casting Club since 2001. He was on the Board for a number of years and a president from 2015-2018.

"He had many different interests in his lifetime. To name a few: Sailing, Stained Glass, Fly Fishing, Fly Tying (Double Midge), and Gardening (Plumerias). He was a retired teacher.

"Many of you probably caught your first fish on a fly rod with Yash on a Lower Owens trip at one of his 'secret' spots...not secret for long. He always mentioned that he was willing to share his 'secret' spots since it challenged him to find new ones."

If you would like to send your condolences, they can be sent to his family (daughter Anissa and son Stephen) at:

Iseda Family
800 Marvista Ave.
Seal Beach, CA 90740

From the Membership Desk: Dues are Due!

MARK ANGELO, MEMBERSHIP SECRETARY

To all current and former members: it's time to start thinking about annual dues renewal for the 2021 season. Long Beach Casting Club (LBCC) greatly appreciates your continued support and participation, especially during these unprecedented times we've been enduring the past several months. We hope all remain safe and healthy, as we forge through the remains of the current challenges we face and begin to once again entertain thoughts of upcoming LBCC events.

A reminder that your annual memberships expire March 31, 2021. It's never too early to renew. And, it's never been easier to renew. Simply log onto the LBCC website, <http://www.longbeachcastingclub.org>, and click the "Membership" tab. Scroll down and



click "**LBCC New/Renewal Membership Form**" and follow the prompts. Be sure to provide us your current email and mailing addresses. For those of you wanting to pay by mail, print a copy of the renewal form and mail with payment to:

LBCC
P.O. Box 90035
Long Beach CA 90809-0035.

Don't hesitate to reach out to me with questions about renewal: angelo.mark64@gmail.com.

Also, please update us with any changes in member information (email, phone number, etc.). Thanks!

LBCC Pyramid Lake Float Tube Outing

W/Rob Anderson & Pyramid Lake Fly Fishing ♦ May 30–June 1, 2021



CHANCE TO CATCH
THE TROUT OF A LIFE TIME!



- WHEN:** Fishing three full days, May 30–June 1; Sunday through Tuesday. Arrive Saturday May 29, depart Wednesday June 1.
- GUIDES:** Provided by Rob Anderson and guides from Pyramid Lake Fly Fishing Guide Service (PLFFGS). Website: www.pyramidlakeflyfishing.com. Phone: 775-742-1754.
- COST:** **\$350.00.** Includes hot breakfast, lunch & drinks on fishing days and guide assistance.
- LODGING:** Preferred Hotel – Western Village Inn & Casino, Sparks, NV. Cost is TBD, working to secure a block of rooms and secure best price. Info forthcoming, but you will make your own reservations.
- WHAT YOU ARE RESPONSIBLE FOR:** Your Transportation, Hotel, Meals (other than breakfast and lunch on fishing days at the lake), Guide Tips, Fishing Permit (from Paiute Indian Tribe).
- FISHING GEAR:** Bring your own Float Tubes, Pontoon Boats, Kayaks (PLFFGS has limited crafts for rent), Rods/Reels (7, 8 or 9 wt. with fast sinking shooting head line) & Tackle. We will be fishing in about 30 feet of water. PLFFGS will provide recommendations and you can purchase flies and leader kits from them prior to the trip.
- MORE:** ♦ Trip is limited to 16 anglers.
♦ Deposit of **\$175.00** due no later than February 15, 2021.
♦ Final deposit of **\$175.00** due no later than April 1, 2021. Make check payable to the 'Long Beach Casting Club', and send to **LBCC, PO Box 90035, Long Beach CA 90809.**
♦ Contact Paul Nakamura for details and to get on the Outing List: pnaka1946@gmail.com or **310-486-3367.**
♦ Pre-Trip Meeting will be scheduled prior to the trip and more details will be sent to members who have signed up for the outing.
♦ PLFFGS will provide Trip Planning and Fishing Details to help you prepare for the outing.



Join Western Rivers Conservancy for a live, online series that will take you on a virtual journey down the great rivers of the West!

Each of the eight, weekly episodes will feature a live, narrated slideshow from author Tim Palmer, a lifelong conservationist and expert paddler who has made the study of rivers his passion and career for over four decades.

Introduced by Fishpond founder and CEO, Johnny Le Coq; and WRC President and co-founder, Sue Doroff.

Plus a Q&A with Tim and Sue following each episode!

DATE & TIME

Wednesdays, 6pm Pacific Time
March 3-April 21

COST

FREE

REGISTRATION

Register at westernrivers.org

PLUS

All registrants will be automatically eligible to win high-end gear from our sponsors!

EPIISODE DATES

March 3 Idaho

March 10 Montana

March 17 Oregon

March 24 California

March 31 Washington

April 7 Colorado

April 14 New Mexico/Nevada/Arizona

April 21 Utah/Wyoming





Fish the Colorado River with Lees Ferry Anglers



ADDRESS:
HC 67 Box 30
Marble Canyon, AZ 86036



PHONE:
Toll Free: (800) 962-9755
Local: (928) 355-2261



e-mail: info@leesferry.com
www.leesferry.com

Lees Ferry: www.leesferry.com

Cliff Dwellers: www.cliffdwellerslodge.com

DATES: September 26–29. Arrive Sunday and depart Wednesday.

RESERVE YOUR SPOT! First deposit of **\$200.00** due no later than **May 1, 2021**.

Your second deposit of **\$300.00** is due no later than **July 1, 2021**.

Your final deposit of **\$196.00** is due no later than **August 1, 2021**. Make your check payable to Cliff Dwellers at the address above.

COST: The total cost of the trip will be approximately **\$696.00** per angler, double occupancy. This does not include guide tips, food or drinks

INCLUDES: Three nights lodging and two days drifting on the Colorado River below Glen Canyon Dam.

LEES FERRY ANGLERS: The Colorado River at L.F.A. is a tailwater fishery with a consistent temperature of 46–48 degrees. It is a 365-day-a-year fishery. Because of the constant water flow with enormous quantities of insects, scuds and other aquatic life, the growth of the trout is extremely rapid.

CLIFF DWELLERS LODGE: At magnificent Vermilion Cliffs National Monument, Marble Canyon, Arizona. The lodge is nonsmoking but cigars and cigarettes may be smoked outside in designated areas. Cliff Dwellers Restaurant has a full menu and was voted one of the top ten best restaurants in Arizona Highways Magazine; 2013.

MORE? Contact Craig Bond LBCC Streamkeeper at: **818-730-5745** or bondc007@yahoo.com.

Our Zoom Fly Tying Continues...

WAYNE SAKAGUCHI, MEMBER

We are halfway through our Fly Tying demo sessions and they have proven to be a success, thanks to great demo videos by Dan Oliver and all the volunteers. The videos are super-sharp close-ups of the flies, with great explanations and secrets of tying different patterns using different materials. We are still going strong, with many participants from across the U.S., and many have expressed how much fun they are having while learning at the same time.

Again, a big thank you to Dan Oliver for his excellent demo videos, to JoAnn Bosowski for her watercolor artwork, and to John, Joe and all the volunteers who make this a successful event for the club.



MOST IMPROVED WEEK 9:

Crazy Charlie, Kendall Blackburn



WEEK 9:

Crazy Charlie, Bob Miyamoto



WEEK 10:

Woolly Bugger, Bob Miyamoto



WEEK 11:

Elk Hair Caddis, Bob Miyamoto



WEEK 12:

Adams, Bob Miyamoto

LBCC Buff for Sale!


COLIN KUMABE, PAST PRESIDENT

Since the start of the Covid-19 pandemic, everyone wants to have a mask or face covering like a fly fishing pro. To help members properly cover their noses and mouths, the Long Beach Casting Club is selling **the LBCC Buff**.

Thanks to JoAnn Bosowski for the artwork on the buffs and Chao Hang of Aventik Sports for producing them. The LBCC Buffs are being sold for:

- ❖ One for \$6
- ❖ Two for \$10

If you'd like to purchase a buff, contact Paul Burgner at kbzx2@aol.com. Get



several buffs, to leave one in your fishing bag and another in your car or truck. They are great gifts for family and friends.

Make your purchase while the supply lasts! When the buffs are sold out, you are out of luck.

You can find examples of JoAnn Bosowski's artwork in the LBCC Clubhouse or at:

https://www.instagram.com/bosowski_art/?hl=en

and Chao Hang's other fishing gear at Aventik Sports at:

<http://aventiksports.com/>

(see discounts on Page Four of Target Talk).



It's Winter! IN THE EASTERN SIERRA...

...and the Lower Owens River is fishing **hot!!!** The Wild Trout Region of this magical fishery located directly north of Bishop is a really fun place to spend a day this time of year.

Give me a call if you'd like to book a trip for the lake. **Chris Leonard** - 818.288.3271. I offer half-day and full-day trips. Moving waters as well as Crowley Lake.



Fly Tying Tip: Jeweler's Rouge

DAVE BOYER, MEMBER

When we all started our fly tying, the standard bobbin holder was a stainless-steel barreled type. Then you were probably told to discard them as they will fray your thread. Get ceramic instead. Interesting in that some of the best tiers in the country *ONLY* use stainless tube bobbin holders. So how in the heck do they keep them from fraying and breaking thread? Simple, jeweler's rouge and a toothpick.



If you find that your thread is fraying or breaking from a burr in the barrel, take a toothpick, coat the end with some jeweler's rouge, then twist around in the top of the barrel until it is smooth. That's it. This was a tip from Frank Matarelli (the whip finish tool guy and designer of the "standard" bobbin holder) to Wayne Luallen years ago. Wayne has never had to buy a new holder and has used his holder, received from Frank, for decades. The cheap bobbin holders are all you need; no use in spending more than you have to.

If you check with a local jeweler, he may give you a small piece of rouge, or if you want to splurge, you can buy about a thousand years worth with a \$5.00 kit from Harbor Freight.

(Please note: I still have the very first bobbin holder I purchased in 1963—a Matarelli. I have kept mine smooth free of burrs using this technique all of these years. John V; junior TT editor)



15% Discount from Aventik

PAUL BURGNER, MEMBER

Chao Hang of Aventik is offering LBCC members a **15% discount** on the below products. To take advantage of the offer, go to the club page and click on "Sponsors". Then click on "Aventik". The Aventik (Amazon) page will come up. Type the ASIN # in the search area (example: ASIN B079NBK9L4). The product will come up.

To check out, use code **W6TWEMJS** for the discount. The list and code will change from time to time, and we'll list it in the current Target Talk.

Items for this Month:

- ❖ Transparent Waterproof Fly Box
ASIN: B08SVGY591
- ❖ Fly Fishing Indicator Line
ASIN: B07H355VMT
- ❖ Polycarbonate PC Hook Box
ASIN: B078VKM4L7
- ❖ Generation High Reel
ASIN: B07V37MKHC
- ❖ Fly Fishing Reel CNC Aluminum
ASIN: B07P6HNCGV
- ❖ Stainless Steel Fly Hook
ASIN: B08VHZSVHF
- ❖ Magnetic Rod Holders
ASIN: B079NBK9L4
- ❖ 3 in 1 Classic Wooden Fly Tying Tool
ASIN: B07VL72WYG

Beware New Fishing Regulations – Effective March 1, 2021

COLIN KUMABE, PAST PRESIDENT

The “simplified” fishing regulations will be effective as of March 1, 2021. You will need to read the new regulations before fishing. Since the California Department of Fish and Wildlife will distribute less paper copies, please download your copy into your phone and computer. The revised regulations may be found at:

<https://nrm.dfg.ca.gov/FileHandler.ashx?DocumentID=177572&inline>

Here is a cut and paste from the state fishing regulations (from the above link) of the Lower and Upper Owens River, Lake Crowley and Hot Creek with tributary waters:

AREA OR BODY OF WATER	OPEN SEASON & SPECIAL REGULATION	DAILY BAG & POSSESSION LIMIT
(134) Owens River (Inyo and Mono cos.) including Pleasant Valley and Tinemaha lakes, except (A), (B), (C), (D) and (E) below.	First Saturday in Mar. through Oct. 31.	5 trout per day. 10 trout in possession.
	Nov. 1 through the Friday preceding the first Saturday in Mar.	5 trout
(D) From Pleasant Valley Dam downstream to footbridge at lower end of Pleasant Valley Campground.	Jan. 1 through Sep. 30.	2 trout
	Oct. 1 through Dec. 31. Only artificial lures with barbless hooks may be used.	0 trout
(E) From footbridge at lower end of Pleasant Valley Campground east (downstream) 3.3 miles along Chalk Bluffs Road to the redwood sport fishing regulations sign.	All year. Only artificial lures with barbless hooks may be used.	0 trout
(115.3) McGee Creek (Mono Co.).		
(B) McGee Creek upstream from Highway 395.	Last Saturday in Apr. through Nov. 15.	5 trout per day. 10 trout in possession.
(134) Owens River (Inyo and Mono cos.) including Pleasant Valley and Tinemaha lakes, except (A), (B), (C), (D) and (E) below.	First Saturday in Mar. through Oct. 31.	5 trout per day. 10 trout in possession.
	Nov. 1 through the Friday preceding the first Saturday in Mar.	5 trout
(151) Rock Creek Diversion Channel (Mono Co.) from its source below Tom's Place to its confluence with Crooked Creek.	Closed to all fishing all year.	
(206.5) Whiskey Creek (Mono Co.).		
(A) Whiskey Creek downstream from Crowley Lake Drive (old Highway 395).	Last Saturday in Apr. through the Friday preceding Memorial Day and Oct. 1 through Nov. 15. Minimum size limit: 18 inches total length. Only artificial lures with barbless hooks may be used.	2 trout
	Saturday preceding Memorial Day through Sep. 30.	5 trout per day. 10 trout in possession.
(B) Whiskey Creek upstream from Crowley Lake Drive.	Last Saturday in Apr. through Nov. 15.	5 trout per day. 10 trout in possession.

AREA OR BODY OF WATER	OPEN SEASON & SPECIAL REGULATION	DAILY BAG & POSSESSION LIMIT
(52) Crooked Creek (Mono Co.).		
(A) Crooked Creek below the City of Los Angeles gauging station.	Closed to all fishing all year.	
(B) Crooked Creek and tributaries above the Los Angeles gauging station.	Last Saturday in Apr. through Nov. 15. Only artificial lures with barbless hooks may be used.	0 trout
(53) Crowley Lake (Mono Co.). (See individual listings for regulations on tributary waters which include: Convict, Crooked, Hilton, Hot, McGee, and Whiskey creeks and the upper Owens River.)		
(A) Crowley Lake within 1,800 feet of the outlet dam (this area is marked with a series of buoys).	Closed to all fishing all year for safety purposes.	
(B) Crowley Lake, except for the closed area near the outlet dam (see above).	Last Saturday in Apr. through July 31.	5 trout per day. 10 trout in possession.
	Aug. 1 through Nov. 15. Minimum size limit: 18 inches total length. Only artificial lures with barbless hooks may be used.	2 trout
(77.3) Hilton Creek (Mono Co.).		
(A) Hilton Creek downstream from Crowley Lake Drive.	Saturday preceding Memorial Day through Sep. 30.	5 trout per day. 10 trout in possession.
	Last Saturday in Apr. through the Friday preceding Memorial Day and Oct. 1 through Nov. 15. Minimum size limit: 18 inches total length. Only artificial lures with barbless hooks may be used.	2 trout
(B) Hilton Creek upstream from Crowley Lake Drive.	Last Saturday in Apr. through Nov. 15.	5 trout per day. 10 trout in possession.
(134) Upper Owens River (Mono Co.).		
(A) Upper Owens River from Benton Bridge road crossing upstream to Big Springs. Above Big Springs, see Deadman Creek 7.50(b)(54.5).	Last Saturday in Apr. through Nov. 15. Maximum size limit: 16 inches total length. Only artificial lures with barbless hooks may be used.	2 trout
	Nov. 16 through the Friday preceding the last Saturday in Apr. Only artificial lures with barbless hooks may be used.	0 trout
(78) Hot Creek (Mono Co.). Hot Creek from the State hatchery property line to the confluence with the Owens River.	All year. Only artificial flies with barbless hooks may be used.	0 trout
(98.5) Laurel Lakes and tributaries (Mono Co.).	Last Saturday in Apr. through Nov. 15. Minimum size limit: 14 inches total length. Only artificial lures with barbless hooks may be used.	2 trout

Please note that “barbless” is referenced to emphasize. Also, please note that “only artificial lures with barbless hooks” are allowed. This includes the use of barbless treble hooks. Also, Hot Creek is the only waterway listed above that specifies the use of only artificial flies instead of all other kinds of artificial lures with barbless hooks.

For our club trips, **be sure to completely remove barbs** from hooks. For improved catch numbers, practice your casting at the Pond. See you at the Pond.

Fly of the Month: Stacked Adams Quill

JOHN VAN DERHOOF, PAST PREZ

There are dozens of iconic flies that we can all refer to as time-honored fish catchers. The Woolly Bugger, Elk Hair Caddis, Royal Wulff, Pheasant Tail, Hare's Ear and of course the Adams. I vacillate between the Adams and the Elk Hair Caddis as my favorite "searching" dry fly pattern and, though it is a tough call, the Adams is the winner about 51% of the time. So is there a need to make the Adams even better—or is that even possible? I think I may have actually found a version that might.

Been playing a lot with hackle stackers and decided to try an Adams version. Well, one thing led to another and the Stacked Adams Quill is the result. Nope, it's not iconic yet, and waits to be proven on the water. Also, it's not a fly everyone might be interested in tying—it's a tougher tie without question. What I do really like about this pattern are the endless possibilities for changing color or even materials to match a hatch or the hook size you might need. This means it is less an Adams and more an easily convertible fish catcher.

The version that I am showing here is an Adams. Tail, hackle and wing are all based upon the typical Adams which we have all learned to tie. The variation occurs with the stripped peacock eye barb body—still gray but not dubbing. Also, the idea of splitting the tail fibers is something adapted to a more specific imitation of a mayfly genus and species. An Adams is usually considered a generic mayfly imitation, and good at imitating a lot of different bugs all over the country. The original Adams was tied by Len Halladay for Charles Adams to imitate a specific mayfly on a small lake near Traverse City, Michigan. The genus and species of that fly has never been discussed in any of the information I have read but I could guess that a slow/slack water Gray Drake or a Callibaetis could certainly be one of several "usual suspects".

Regardless, it remains today one of the best all-around fly patterns ever tied. Suggestions for other mayfly species could include an olive body with a medium to dark dun hackle and wing, for a Blue-Winged Olive. How about a bleached peacock eye barb, light dun hackle and wing, for a Pale Morning Dun? The pattern listed, dressed lightly, would easily imitate emerging Callibaetis on Hebgen Lake in Montana or Sullivan Slough and Silver Creek in Idaho. I could go on to include Green Drakes, Mahogany Duns and several other high-volume hatches we are likely to run into at various times of the year in the western United States.

Tie a few and give 'em a shot!


MATERIALS FOR TYING THE STACKED ADAMS QUILL:

Hook: Tiemco #100BL or similar; #12 to #24
 Thread: Veevus 12/0; dun
 Tail: Medium Pardo barbs (or Cree hackle); split
 Body: Natural colored Peacock Eye barb; stripped
 Hackle: Stacker style Brown and Grizzly (or Cree)
 Wing: Grizzly hen hackle tips
 Thorax: "Adams" gray dubbing
 Head: Thread



TYING THE STACKED ADAMS QUILL

1. So let's start...attach your thread to the hook using a Jam Hitch and wind smoothly and evenly down to the end of the shank. While you're winding, stop occasionally and untwist your thread. This will help to create the smooth underbody necessary to make for a smooth overbody. Using the thread, create a small bulge at the end of the shank. Depending on the size of the fly you are tying, select from one to four hackle barbs (per side of the tail). Tie in the barbs for the far side on the back side of the hook and then the near side barbs along the front of the hook.
2. Get the body material ready. I have recently gone to using Polish Quills. These are pre-stripped peacock eye barbs in natural and a wide variety of dyed colors. They are excellent quality and easy to use. Or, select a barb out of the eye of a peacock shaft. It **needs** to be from the eye—only the barbs from the eye area are variegated; light on one edge and dark on the other. Remove the barbules from the barb using an eraser (I like a white plastic drafting eraser). Tie in the narrow end of the now "clean" barb with the light edge towards the eye. Wind the barb forward with touching wraps one half of the way down the shank. Leading with the light edge forward reduces accidental covering of the dark edges. For durability, add a very thin coat of UV resin if desired.
3. Time to create the hackle stacker... hold the index finger of your "off" hand over the hook shank about four to six inches away. Right at the juncture between the body and thorax, wind your thread up and over the top of your finger and then one or two times around the hook shank. Now, do this one or two more times until you have two or three four to six inch loops above the shank. The turns around the shank will help keep the large loop from being pulled smaller, as you create the next large loop.
4. Select two nice long hackles (like a Whiting; it will make your life easier...) and the barb length should be sized for the fly or a half-size smaller. Tie in the hackles with the dull side down, leaving



about $\frac{1}{16}$ " of bare stem exposed. Holding the thread loops upright (I usually use my right index finger inside the loops of thread), wind the hackle smoothly up the thread and back down. Make sure that the amount of hackle wound on the thread core will reach, or be just barely short of, the headspace. Lay the remaining hackle over the front side of the shank and tie it off. Take hold of the thread loops of your hackle, pulling it upright firmly, and with your other hand stroke the hackle barbs back towards the tail. Don't be too gentle—you want as many of the barbs as possible pulled back and out of the way so they don't get trapped underneath, which will give the fly a messy look.

5. Now you can tie in the hackle tip wings in the normal way. If you had tied them in earlier, they would have gotten in the way while winding the hackle. The wings want to be just longer than the hackle. They should also splay out a bit to either side—more when the hackle is pulled forward.
6. Apply dubbing to your thread and wind a dubbing thorax. I prefer to keep the dubbing rather loose and spiky. This will allow the hackle to settle into the thorax rather than sit on top.
7. Take hold of the thread loops of your hackle and pull the hackle forward, between the wings and over the eye of the hook. Without pulling too tight on the thread loops, tie them off. Form a small, neat head and whip finish. Trim away the thread loops and add some cement or UV finish. Now, go fish it!

FISHING

AMMO



HUNTING

ARCHERY

963 N. Main Street
Bishop, CA 93514

BISHOP, CALIFORNIA

PH (760)872-3000
FAX (760) 872-8000



ON THE RIVER CLINICS *for 2020-2021*

JOE LIBEU, FFF MASTER CERTIFIED CASTING INSTRUCTOR
KATHY KIM, FFF CERTIFIED CASTING INSTRUCTOR

Join us for a weekend of educational experience designed for anglers of all levels who wish to improve their success on the streams.

BEGINNING CLINIC:

You will learn about a productive rigging system for subsurface and get an overview of insect life, reading the water and stream structure, safety and positioning yourself in the stream. You will gain insight and knowledge that will be a strong foundation in any fly fishing.

ADVANCED CLINIC:

You will be introduced to the increasingly popular Czech and other European nymphing techniques. You will learn both short and long-line methods and how to tie these rigs. You will be amazed at how effective these methods of subsurface fishing are, and your understanding will help

you improve in other areas of fly fishing.

2020-2021 CLINIC SCHEDULE:

BEGINNING	ADVANCED
December 12-13	—
January 23-24	January 9-10
February 20-21	February 6-7
February 7 & 8	February 21 & 22
—	March 6-7

The clinic is limited to a maximum of 6 students. **\$300.00** tuition includes 2 full days of on-the-stream instructions. Not included are lodging, tackle, meals, fishing license and transportation. Dates are subject to change based on local conditions.

Calendar of Events

March

1	Monday	7:00 PM	Board of Directors Meeting
2	Tuesday	6:00 PM	LBCC Beginning Fly Tying Zoom Presentation
3	Wednesday	7:00 PM	Fly Tying Forum on-line (Tying begins at 7:30)
5-7	Weekend		Lower Owens Trip #3 with Dan Rivett— TBD
7	Sunday	9:00 AM	Sunday Cast
9	Tuesday	7:00 PM	Beginning Fly Casting Class— TBD
10	Wednesday	7:00 PM	Fly Tying Forum on-line (Tying begins at 7:30)
16	Tuesday	7:00 PM	Beginning Fly Casting Class— TBD
17	Wednesday	7:00 PM	Fly Tying Forum on-line (Tying begins at 7:30)
21	Sunday	9:00 AM	Director's Handicap
23	Tuesday	7:00 PM	Beginning Fly Casting Class— TBD
24	Wednesday	7:00 PM	Fly Tying Forum on-line (Tying begins at 7:30)
25	Thursday	7:00 PM	Monthly Meeting: James Monteith, Eastern Oregon Legacy Lands
30	Tuesday	7:00 PM	Beginning Fly Casting Class— TBD
30		7:00 PM	Pre-Trip: Kelsey Bass Ranch #1 & #2
31	Wednesday	7:00 PM	Fly Tying Forum on-line (Tying begins at 7:30)

April


1	Thursday	7:00 PM	Annual General Meeting
5	Monday	7:00 PM	Board of Directors Meeting
6	Tuesday	7:00 PM	Beginning Fly Casting Class— TBD
7	Wednesday	7:00 PM	Fly Tying Forum on-line (Tying begins at 7:30)
10-11	Weekend		Kelsey Bass Ranch #1 w/ Mick Woodbury
13	Saturday	9:00 AM	Pre-Trip: Green River #1 & #2
14	Wednesday	7:00 PM	Fly Tying Forum on-line (Tying begins at 7:30)
17	Saturday	7:00 PM	Awards & Installation Dinner
21	Wednesday	7:00 PM	Fly Tying Forum on-line (Tying begins at 7:30)
25-30	Week		Green River Trip #1 with John Lincoln
28	Wednesday	7:00 PM	Fly Tying Forum on-line (Tying begins at 7:30)

May

2-7	Week		Green River Trip #2 with Colin Kumabe
3	Monday	7:00 PM	Board of Directors Meeting
4	Tuesday	7:00 PM	Rod Building Session #1— TBD
5	Wednesday	7:00 PM	Fly Tying Forum on-line (Tying begins at 7:30)
12	Wednesday	7:00 PM	Fly Tying Forum on-line (Tying begins at 7:30)
16-21	Week		Green River Trip #3 with Paul Burgner— Cancelled
18	Tuesday	7:00 PM	Rod Building Session #2— TBD
19	Wednesday	7:00 PM	Fly Tying Forum on-line (Tying begins at 7:30)
22-23	Weekend		Kelsey Bass Ranch #2 with Mick Woodbury
22	Saturday	9:00 AM	Pre-Trip: Pyramid Lake with Paul Nakamura
25	Tuesday	7:00 PM	Rod Building Session #3— TBD
26	Wednesday	7:00 PM	Fly Tying Forum on-line (Tying begins at 7:30)
27	Thursday	7:00 PM	Monthly Meeting: Doug Rodrick from Sierra Drifters, Bishop
30-6/1	Week		Pyramid Lake with Paul Nakamura



JUNKYARD SPEY



www.redshedflyshop.com



WWW.OLDMOEGUIDESERVICE.COM • 435-885-3342



YOUR FLY FISHING DESTINATION
& RESORT OUTFITTER

FLY FISHING EXCURSIONS • CLASSES
PRIVATE INSTRUCTIONS
(310) 749-6771

3901 Brayton Ave., • Long Beach, CA 90807 • www.spfadventures.com



hotel CURRENT

NIA ENG
DIRECTOR OF SALES

5325 e. pacific coast highway • long beach, ca 90804
direct 562.597.1341 x 117 • facsimile 562.597.8741
nia@hotelcurrent.com • www.hotelcurrent.com