

Inside

- ❖ Fly of the Month: Perdigon Halo
- ❖ Club Trips for 2020
- ❖ Three Month Calendar

Highlights

- Page 6: Trout in the Classroom Release Day is Coming!
- Page 8: Long Beach Casting Club 2020 Spey Tournament
- Page 10: "Poetry in Motion": Film about Maxine McCormick

Target Talk

NEWSLETTER OF THE LONG BEACH CASTING CLUB, ESTABLISHED 1925

MARCH 2020

WWW.LONGBEACHCASTINGCLUB.ORG

Leader's Line...

What are We, Barbarians? Flatten those Hook Barbs

COLIN KUMABE, PRESIDENT

What is a "barbless hook?" Will the "smashed barbs" on my flies pass as barbless in the wild trout section of the Lower Owens River? Everyone who fishes there asks themselves and others that question. I received a phone call from the California Fish and Wildlife Department warden, in reply to an email clarification request for the term "barbless hook." The recommendation, in summary, from the warden was very simple: **"check your barbs by smashing the barb after your fly is tied to the leader."**

This is a great habit to establish. It prevents us from getting a ticket with this week's barbed hot fly just bought at Reagans in Bishop. Or, even for the barb that we missed while tying flies late last night.

California fishing regulations define a barbless hook as follows: "1.19. BARBLESS HOOK. A fish hook from which the barb or barbs have been removed or **completely bent closed**, or which is manufactured without barbs."

The term "completely bent closed" is very gray and the Department doesn't have a clarifying written policy. The wardens will not issue tickets for barbs when the angler has made a reasonably good attempt to bend them back. Very sloppy jobs of bending barbs will likely result in a ticket. So, please follow the recommendation from the warden to **"check your barbs by smashing the barb after your fly is tied to the leader."**

Everyone attending the Long Beach Casting Club fly

tying classes is instructed to remove barbs by rotating the hook while squeezing the barb with pliers or a fly tying vise. In this article, I am adding that you should **check your barbs by smashing the barb after your fly is tied to the leader**. Hope this barb-checking after tying habit will catch on. While you check your barbs take a moment to examine the quality of your knots too!

When barbless hooks are required, the wardens will issue a ticket for hooks with barbs, especially for that one barb which we forgot to bend and double check. Look into the eyes of someone that was ticketed, as to whether they fished before double-checking their hooks for barbs. Hmmmmmm.

Be sure to always check your barbs by smashing the barb after your fly is tied to the leader and please practice your casting at the Long Beach Casting Club Pond.

See you at the Pond!

Club Trips for 2020

ART DAILY, 2ND VICE PRESIDENT

TRIP DATE	TRIP & LEADER
Mar 5-8	Lower Owens #3 w/ John Lincoln, Pre-Trip Dec. 28, 9:00 AM-Noon
April 9-10	Kelsey Bass Ranch w/ Mick Woodbury
Apr 26-May 1	Green River, Utah #1 w/Yash Iseda, Pre-Trip April 18, 2020, 9:00 AM-Noon
May 3-8	Green River, Utah #2 w/Colin Kumabe, Pre-Trip April 18, 2020, 9:00 AM-Noon
May 10-15	Green River, Utah #3 w/ Paul Burgner, Pre-Trip April 18, 2020, 9:00 AM-Noon. Spots still available!
May 24	On the Bay Salt Trip w/ Mark Flo and Kevin Green 6:00 AM, Pre-Trip May 12, 7:00 PM
May 30-Jun 3	Pyramid Lake w/ Paul Nakamura, Pre-Trip May 16, 9:00 AM-Noon
July 23-26	Brookie Bash w/ Mark Flo, Pre-Trip in July TBD, "Brookie Day" is July 25
July 24	Sierra Tenkara Event w/ C. O'Dell, Pre-Trip TBD
August 4	Local Tenkara Event w/ Art Strauss, Details TBD
Aug,Sep TBD	Eastern Sierra Backpacks w/ Jim Garvey, Pre-Trip TBD
Sep 19	Yards & Inches w/ M. Woodbury, Pre-trip TBD
Aug-Oct TBD	Conejos or San Juan River w/ T. O'Brien, Pre-trip TBD
Aug-Oct TBD	"Quiet Fisherman" w/ T. Komisak, Pre-trip TBD
Nov TBD	NorCal Steelhead w/ Marc Bonvouloir, Pre-trip TBD

Trip deposits for trips that are 'double occupancy' and require deposits in advance are non-refundable. Should you need to cancel your reservation, your deposit money will be refunded if another club member replaces you.

Trips are subject to change, so monitor Target Talk or the web calendar for the latest information. If you would like to be a stream keeper and need help organizing a club trip, let me know. Please contact me if you have any suggestions for a trip or any questions at dailya42@yahoo.com.



Got Photos?

If you have a great photo that would be of interest to your fellow members send it along to our Social Media guy, Tom O'Brien. It just might end up on Facebook or Instagram! Send 'em to Tom at:

obrien579@yahoo.com

OFFICERS

PRESIDENT

COLIN KUMABE
(562) 221-9418

1ST VICE PRESIDENT

STEVE JONES
(562) 682-7920

2ND VICE PRESIDENT

ART DAILY
(714) 335-4628

CO-CAPTAINS

MARK FLO: (562) 420-8121
MIKE IVY: (714) 720-6599

MEMBERSHIP SECRETARY

WAYNE SAKAGUCHI
(714) 264-2135

TREASURER

TOM MCGIVERN
(310) 947-4212

CORRESPONDING SECRETARY

BRAD LANDON
(714) 323-0586

FACILITIES & POND

STEVE HIGASHI
(562) 508-8219

SENIOR DIRECTOR

DAN RIVETT
(562) 431-2738

JUNIOR DIRECTOR

YASH ISEDA
(562) 596-7766

TARGET TALK EDITOR

ROB PETERSON
(310) 963-2515

John Sherman Educates Us on Delta Stripers

STEVE JONES, 1ST VICE PRESIDENT

When I accepted this opportunity to serve in the Club as 1st Vice President, my biggest worry was whether I would be able to find great speakers whom the Club would learn from and enjoy hearing. To my surprise this has been super easy. I have found that all of those that I have approached have been more than happy to speak at our Club. Why?

The Long Beach Casting Club has a reputation as one of the largest and most active fly fishing clubs in the nation. In many cases the speakers have called me, expressing interest in speaking to the club. Because of this we continue to have high quality speakers, ready and willing to teach us about this great sport. Let's take advantage of the knowledge of these great speakers by showing up at our monthly meetings.

On March 26 we have the pleasure of hearing and learning from John Sherman, whose topic is "Fly Fishing for Delta Stripers".

John grew up in Visalia where he learned how to fly fish through Buz's, a local fly shop, at the age of eight *. It was here that a passion for fly fishing was sparked, and by age 16 a camera accompanied him on every fishing excursion. While attending Chico State John worked at Powell Fly Shop and guided on the Feather and Sacramento Rivers for steelhead and salmon.

John has fished the West Coast from Alaska to the Baja Peninsula for steelhead, salmon, stripers, black bass, trout and numerous blue water species. He has hosted trips all over the globe, including Australia, Russia, Iceland, Mexico, Canada, the Bahamas, Belize, Russia, Argentina and Indonesia to name a few. He's also a jungle junkie who has made several trips to Bolivia and Brazil.

John is the Simms Fishing Products, Hatch Outdoor,



Waterworks Lamson and Solitude Fly Sales Representative for California, Arizona, Nevada and Hawaii. He is also the CEO of "Nervous Water Applications" and created the mobile application "FishHead", which has become a top selling fishing application.

John's images have appeared in *Field and Stream*, *Fly Fisherman*, *Fly Rod & Reel*, *Fly Fishing in Saltwater*, *The Drake*, *California Fly Fisher*, *North West* and *Southwest Fly Fishing* to name a few. John teamed up with Captain Mike Costello to produce the first and only fly fishing book dedicated to the California Delta, called *Fly Fishing the CA Delta*, which was one of the top selling fly fishing books of 2010.

John lives with his wife Natih, daughter Kalum and dog Portis in Discovery Bay, CA on the Sacramento River Delta. Both John and Natih can be seen on film. Natih was a feature model in a film created by Simms, and John is one of the stars of the film "Bass: the Movie" by HowardFilms.

Please join us on Thursday, March 26 at 7:00 pm at the clubhouse.

* [Editor's Note: "Buz's Fly and Tackle Shop" in Visalia was founded by none other than Buz Buszek, the legendary fly tier and inspiration for the "Buz Buszek Memorial Trophy", one of fly tying's greatest honors. In the September, 2019 issue of Target Talk our own John Van Derhoof (the 2007 Buz Buszek Award recipient) shows us his take on Buz's famous fly, the Western Coachman. And for a nice little bio of Buz, see <http://northfloridaflyfishing.com/pdf/WhenBuzWuz.pdf>. - Rob]

February Lower Owens!

DAN RIVETT, PAST PRESIDENT

Have you been to the Eastern Sierras lately? If not, why not? This is a good time to attend our annual January, February or March club trips. We stay in Bishop and fish the open waters of the Lower Owens, Gorge Section, Upper Owens and Hot Creek, which may include wind, snow, rain and sunshine.

This February's trip was sunny with weather in the high 60's. Now personally, I prefer overcast with a little snow to get the mayflies moving, but "oh,



CECIL O'DELL "TENKARAS" A NICE RAINBOW

well". There were the usual hatches of midges and a few caddis and blue winged olive mayflies moving this weekend, and we caught plenty of rainbows and browns, and were fishing in shirtsleeves and not looking like the Michelin Man in coats and wool hats.

This, like all LBCC trips, is a great time to bond with other members. There is the drive, if you rideshare and room with others (many do), as well as spending time at the Creekside Inn after dinner for fish talk of the day, golf putting in the lobby, libations and plans for the next day.

This is also a good time to get the latest info for our Saturday experienced anglers/rookie anglers fishing



MARK FLO "EUROS" A NICE BROWN

day, where we group rookies to go fishing with veteran anglers to get some instruction on the water. Whether you are experienced or brand new we will spend time with you on moving water to work on different fishing techniques, including nymphing, soft hackle and dry fly. And believe me, the instructors get as much of a thrill as you do when they see you understand the cast/hook set, and finally catch fish.


I don't want to fail to mention the drive up to the Owens Valley, with the Red Canyon just beyond Mojave and the lush green hills this time of year. Your first few times seems to take forever. However, once you start to recognize landmarks on Highway 395, the miles begin to melt away as you to count down to the next landmark and so on until the Bishop Golf Country Club is in sight. Then, about a half mile further north, on the right you see the large red horse at the Feed & Grain store and you are actually in Bishop.

Now you are close to getting your feet in the water and forgetting about everything except the dip of your indicator, dry fly disappearing below the water surface, a good tug on your soft hackle or a subtle take of your Euro nymph.

Tight Lines and I hope to see you in Bishop...



SUNRISE ON THE 395



Membership Renewal!

WAYNE SAKAGUCHI,
MEMBERSHIP SECRETARY

It's that time of year again for membership renewal. Please renew early so we can add you to our club roster for 2020 - 2021. The club looks forward to your membership renewal and appreciates your support. If you no longer wish to be a member, please let me know.

Those of you who have already renewed, thank you. If you aren't sure of your status please email me.

Please mail your renewal form:

(<https://longbeachcastingclub.org/wp-content/uploads/2020/02/LBCC-Membership-Application-Rev-Nov-2016-Fillable.pdf>)

and check to the club address:

Long Beach Casting Club
PO Box 90035
Long Beach, CA 90809-0035

or drop it off in the club house office lock box at:

Recreation Park
7th Street and Federation Drive

or pay by paypal/credit card at:

<https://longbeachcastingclub.org/membership/>

Please take action by March 31, 2020 or we will have to remove you and your email address from our roster. Again, thank you for your support.

Captain's Corner

MARK FLO, CO-CAPTAIN

CASTING:
Sunday
March 8.

we continue our
casting on

TOURNAMENTS: the Director's Handicap is March 22 and begins at 9:00 am.

New Club Members

WAYNE SAKAGUCHI,
MEMBERSHIP SECRETARY

The Board of Directors approved these new members at the last Board Meeting:

- ❖ Jimmy Nicholson
- ❖ John Cabeza de Vaca
- ❖ Carlos Cabeza de Vaca
- ❖ Eric Lovejoy
- ❖ Ron Hoppel
- ❖ Lote Kinney
- ❖ Kenji Tsurusato
- ❖ Steve Jackson
- ❖ John Pohorsky
- ❖ Norman Bruce Moore
- ❖ Astra Moore
- ❖ George Gush
- ❖ Richard Kopenhefer
- ❖ Ken Rouse
- ❖ Jack L. Barber
- ❖ Robert Theemling

Please greet and welcome our new members at the next monthly meeting. Here's wishing them a lifetime of healthy hatches and tight lines. **Members: if you see visitors at our club meetings, let's make them feel welcome and inform them of the activities we have to offer!**

We Have Trout! Volunteers needed for Trout in the Classroom Release Day, March 13th

BOB ALLEN, MEMBER

The trout eggs have hatched at all the participating schools and the students are deep into their grade level curriculum. Students are learning about environmental, cultural, and sustainability issues that



affect ecosystems throughout California. An amazing opportunity for many students to witness, first hand, the wonder and joy of being involved directly with an active wild life cycle.

The Club is sponsoring a **RELEASE DAY** for the trout



on Friday, March 13, 2020 at Eldorado Park, East in Long Beach. Presently we have several hundred students arriving in the morning, noon and others coming in the later afternoon. It is our desire to have demonstrations available for the students to learn about **FLY TYING, FLY CASTING, ACTUAL FISHING** (all participants over 16 will need a California Fishing License), **ENTOMOLOGY, KNOT TYING AND A WATERSHED DISPLAY ACTIVITY.**

Colin and I are looking for volunteers, additional to the men that are in direct support of the teachers, to come and play a part in this concluding event involving the Long Beach community. We will have tables set up for demonstrations and an area set aside for casting and areas for fishing as well. If you are interested in helping out, even for a short time, please contact Colin or myself and we will provide you further details. We also have a sign-up sheet next to the aquarium in the Clubhouse.

Come out and watch the excitement and be part of your Club in action.



Nominating Committee Aims High and Hits the Marks!

MICK WOODBURY, PAST PRESIDENT

This year's Nominating Committee has nominated the following members to the 2020–2021 Long Beach Casting Club's Board of Directors.

PRESIDENT:	Steve Jones
1 ST VICE PRESIDENT:	TBD
2 ND VICE PRESIDENT:	Marc Bonvouloir
CORRESPONDING SECRETARY:	Brad Landon
MEMBERSHIP SECRETARY:	Mark Angelo
TREASURER:	Tom McGivern
CAPTAIN:	Mark Flo
FACILITIES & POND:	Steve Higashi
JUNIOR DIRECTOR:	Colin Kumabe
SENIOR DIRECTOR:	Yash Iseda

The proposed slate of officers for the coming year is a good mix of proven experience and new enthusiasm. With three Mark(C)s, the Board of Directors' roll call should start meetings with a bit of humor.

The new officers will be voted on April 2 at the Annual General Meeting and installed on April 18 at the Awards and Installation Dinner. The Annual General Meeting is a brief meeting with no guest speaker, and all members are encouraged to attend.

The Annual General Meeting is in lieu of the regular monthly meeting. Any ten members in good standing may nominate other candidates for the same office or offices from the floor at the Annual Meeting. Refer to the Long Beach Casting Club Constitution & Bylaws, Article VIII, Section 5, for the procedure to nominate candidates from the floor at the Annual General Meeting. The Constitution & Bylaws are located in the back of

your copy of the LBCC Roster.

WANTED: Vice President for highly-visible board position. Candidate must be energetic, dependable and articulate.

Will conduct monthly meetings, arrange for speakers and host the Venison Stag. Position comes with lots of appreciative support.

The pay ain't great, but the satisfaction and sense of accomplishment—humungous. You will meet many interesting and knowledgeable fly fishers.

If you are this person, or know someone who fits the bill, contact John Van Derhoof, Bill Boehlert or Mick Woodbury.

In appreciation for the many years of support,

Bob Marriott's is pleased to give 2% of all Long Beach Casting Club member purchases back to the club. This store credit can be used by the club for raffle prizes or toward other product purchases that will help enhance and benefit club activities. When purchasing from Bob Marriott's, please be sure to mention that you are a LBCC member to help ensure a percentage of your sale will go back to the club.



The LBCC's 2020 Winter Spey Casting Tournament

MIKE IVY, CO-CAPTAIN

Spectators and participants alike were treated to a series of impressive performances at the winter edition of the LBCC's Annual Spey Casting Tournament, held on the club pond over the January 18-19 weekend:

- ❖ Whitney Gould won the Women's Open Division with a combined score of 482'. Her 121' left handed Snake Roll was the longest cast in the Women's Open Division in Sunday's finals. This is consistent with Whitney being the world's record holder for women's long distance Spey casting.
- ❖ George Strickland won the Men's Open Division finals with a total score of 548'. George's 146' right handed Snake Roll tied with Glenn Nagumo's 146' right handed Single Spey for the longest casts of the tournament finals. Glenn Nagumo's 171' left handed Snake Roll during his Saturday's qualifying round found him with the longest cast in all divisions of the two-day tournament.
- ❖ The Men's Novice Division witnessed a spirited competition between Michael Peters and Art Daily. Michael won Sunday's final round with a combined score of 284'. Art took top honors in the right and left handed Snake Rolls, but Michael's 91' right handed and 85' left handed Single Speys were enough to get him the win.
- ❖ Ed Filice won the Men's Senior's Division. His 137' right handed Snake Roll took top honors in his division at Sunday's finals.


A big thanks is due to our Facilities/Pond Captain Steve Higashi and his crew of 20-plus Club members who cleaned the pond the week before the

tournament. Their hard work and dedication helped to ensure the Tournament's success.

High praises for the group that worked on the design, printing and sale of the beautiful commemorative T-shirts. John Van Derhoof provided the artful design. Yash Iseda arranged the printing. Wayne and Shirley Sakaguchi organized and spearheaded the sales of these shirts. There are both long- and short- sleeved t-shirts in most sizes still available for sale at the club house. Buy one (or two) now, before they are gone!

A huge thank you to all of the folks who helped out during the actual event days: judges, scorekeepers, scoring, time keepers, runners, helpers and raffle prizes. Could not have done it without you!

A final thanks to John Lincoln, Dan Luas and all of the chefs who provided breakfast, lunch and dinner for everyone on Saturday and cooked the breakfast for the Sunday morning finals.



LONG BEACH CASTING CLUB

SPEY CASTING TOURNAMENT

2020

FINAL RESULTS

MEN'S OPEN

NAME	PLACE	SCORE	LEFT SNAKE			LEFT SINGLE			RIGHT SNAKE			RIGHT SINGLE		
			1	2	3	1	2	3	1	2	3	1	2	3
GEORGE STRICKLAND	1	548	0	130	139	126	132	123	146	137	129	131	119	0
MIKE IVY	2	537	122	80	118	135	135	121	135	140	130	140	0	136
JOEL PHILLIPS	3	531	114	122	89	116	95	141	105	141	117	89	127	83
VICTOR YEE	4	524	124	117	0	127	119	116	104	104	130	0	135	143
GLENN NAGUMO	5	523	0	109	120	119	101	128	118	119	129	0	146	0
DAVID ROSS	6	521	141	124	0	116	126	0	120	121	119	110	115	133
RIX GANO	7	511	119	117	124	109	118	105	80	139	108	97	109	130
G. STRICKLAND	8	485	116	0	0	110	120	114	103	134	109	107	115	106
TOM OLSON	9	449	122	112	94	0	114	71	109	98	100	88	0	104
KEN SANDSTROM	10	448	108	0	0	110	95	92	125	118	116	105	0	0

MEN'S SENIOR

NAME	PLACE	SCORE	LEFT SNAKE			LEFT SINGLE			RIGHT SNAKE			RIGHT SINGLE		
			1	2	3	1	2	3	1	2	3	1	2	3
ED FILICE	1	494	105	55	105	117	118	0	61	137	111	0	134	117
LARRY ALLEN	2	433	96	109	99	94	0	94	111	114	121	92	89	109
KEN HENDERSON	3	372	86	71	0	81	79	90	95	99	101	95	84	70

WOMEN'S OPEN

NAME	PLACE	SCORE	LEFT SNAKE			LEFT SINGLE			RIGHT SNAKE			RIGHT SINGLE		
			1	2	3	1	2	3	1	2	3	1	2	3
WHITNEY GOULD	1	482	111	121	116	109	119	95	126	111	105	116	97	104
KIM LYONS	2	359	105	101	98	71	70	45	70	56	81	99	102	95
SAMANTHA BROPHY	3	263	70	65	61	0	50	62	0	65	70	45	61	56

NOVICE

NAME	PLACE	SCORE	LEFT SNAKE			LEFT SINGLE			RIGHT SNAKE			RIGHT SINGLE		
			1	2	3	1	2	3	1	2	3	1	2	3
MICHAEL PETERS	1	284	0	0	45	0	85	0	55	60	63	91	70	75
ART DAILY	2	247	45	60	48	45	40	57	70	64	70	60	58	45

"Poetry in Motion": Maxine McCormick

ROB PETERSON, TARGET TALK EDITOR

Most of us have seen Maxine McCormick compete at the Club, and marveled at her casting ability. In 2016 she won a world casting championship at age 12, then did it again two years later.

Now she's the subject of a new film: "**POETRY IN MOTION**". The film is put out by Michael Wier/Burl Productions (Michael "Mikey" Wier has done a couple of great short films about the Eel River, "SWING NORTH" and "RETURN TO ABUNDANCE", that are worth seeing -- just google them to check them out).



The Regency Academy Cinemas in Pasadena will be showing "**POETRY IN MOTION**" on April 15, 2020. All proceeds from the event benefit CalTrout. Here are the particulars:

- ❖ **DATE:** April 15, 2020
- ❖ **TIME:** Doors open at 6:30 PM. Film begins at 7:00 PM
- ❖ **COST:** General Admission \$20, Youth/Student \$10
- ❖ **LOCATION:**
Regency Academy Cinemas
1003 East Colorado Boulevard
Pasadena, CA 91106



To view the "**POETRY IN MOTION**" (Trailer), go to: <https://vimeo.com/379132088>.

To buy tickets, go to: <https://www.showclix.com/event/if42020pasadenaca/tag/widget>.

LBCC's own Nick Galvin is interviewed in the film (check out the picture)!

Rod Building Class Starts May 12

EDDIE MADRID, ROD BUILDING CHAIR

Learn the steps needed to build your own fly rod. This class covers the basics of component selection and techniques needed to make your own rod. While instruction focuses on fly rods, the techniques covered are applicable to regular fresh and saltwater rods too.

In addition to instruction, class participants have access to specialized building tools to help build that special heirloom rod. No tools are needed for the Orientation Class. Small fee for the Rod Building Manual. Class is free and open to all.

The Orientation Class is Tuesday, May 12, 2020 at 7:00 PM. There is no class May 19. Rod-building begins on Tuesday, May 26 and runs for a total of five weeks of instruction (class meets each Tuesday at 7:00 PM, ends on June 23, 2020).

Brookie Bash: 22nd Year!

MARK FLO, CO-CAPTAIN

The 22nd (as far as I can figure out) Annual Brookie Bash will be held Saturday, July 25 in Little Lakes Valley (Sierra Tenkara Event is Friday, July 24). The Pre-Trip meeting is still TBD.

If we have enough people, we will be renting one or two condos for Thursday, Friday and Saturday nights. We need a headcount to determine how many people need to be accommodated. Please contact Mark Flo at markcflo@yahoo.com by Tuesday, March 31 to reserve your spot. You must have your non-refundable \$125 per person deposit to Mark by Sunday, May 31.

Earn the LBCC special pin "The Sadler Slam" by catching all five species of trout that weekend: Brookie, Brown, Rainbow, Cutthroat and Golden.

Remember the immortal words of Jeffrey Sadler:

"Rookies and Brookies are made for each other!"



'HOOF CASTING IN ROCK CREEK NEAR CHICKENFOOT LAKE

Beginning Casting Clinic

JOHN VAN DERHOOF, PAST PRESIDENT

The Club's Beginning Casting Clinic is open to the public and is free. Though designed for beginning fly casters, the course will also meet the needs of those requiring a refresher or fine-tuning in the basics. Typically, students vary widely in experience. All are welcome.

Orientation will take place in the clubhouse on Tuesday, March 10, at 7:00 PM. Enrollment, rod/reel/line selection advice and practical tips will be addressed during the session. This is a short (45 minutes +/-) classroom presentation only. There is no need to bring a rod and reel to this presentation.

Actual casting on the pond will run for four consecutive Tuesdays, beginning March 17, and concluding April 7. All classes are on Tuesdays and run from 7:00 PM to about 9:00 PM.

This is the perfect introduction to fly casting, and, for those with a bit of experience, a great opportunity to sharpen their basic skills. Bob Middo and I look forward to this year's clinic and hope to see you there.



It's Winter!

IN THE EASTERN SIERRA...

...and the Lower Owens River is fishing **hot!!!** The Wild Trout Region of this magical fishery located directly north of Bishop is a really fun place to spend a day this time of year.

Give me a call if you'd like to book a trip for the lake. **Chris Leonard** - 818.288.3271. I offer half-day and full-day trips. Moving waters as well as Crowley Lake.



LBCC Pyramid Lake Float Tube Outing

W/Rob Anderson & Pyramid Lake Fly Fishing ❖ May 31–June 2, 2020



CHANCE TO CATCH
THE TROUT OF A LIFE TIME!



- WHEN:** Fishing May 31–June 2; Sunday through Tuesday. Arrive Saturday May 30, depart Wednesday June 3.
- GUIDES:** Provided by Rob Anderson and guides from Pyramid Lake Fly Fishing Guide Service (PLFFGS). Website: www.pyramidlakeflyfishing.com. Phone: 775-742-1754.
- COST:** **\$335.00**. Includes hot breakfast, lunch & drinks on fishing days and guide assistance.
- LODGING:** Preferred Hotel – Western Village Inn & Casino, Sparks, NV. Block of rooms have been secured and excellent room rates have been negotiated. Anglers call and reserve your room at 800-648-1170.
- WHAT YOU ARE RESPONSIBLE FOR:** Your Transportation, Hotel, Meals (other than breakfast and lunch on fishing days at the lake) Guide tips, Fishing Permit (from Paiute Indian Tribe).
- FISHING GEAR:** Bring your own Float Tubes, Pontoon Boats, Kayaks (PLFFGS has limited crafts for rent), Rods/Reels (7, 8 or 9 wt. with fast sinking shooting head line) & Tackle. We will be fishing in 30' of water. PLFFGS will provide recommendations and you can purchase flies and leader kits from them prior to the trip.
- MORE:** ❖ Trip is limited to 16 anglers. We have 12 signed up and paid. Join us for a great time on a beautiful unique lake with an excellent chance at getting a "double digit" Lahontan Cutthroat.
- ❖ Deposit of **\$170.00** due no later than February 1, 2020.
- ❖ Final deposit of **\$165.00** due no later than April 1, 2020. Make check payable to the 'Long Beach Casting Club', and send to LBCC, PO Box 90035, Long Beach CA. 90809.
- ❖ Contact Paul Nakamura for details and to get on the Outing List. pnaka1946@gmail.com
- ❖ Pre-Trip Meeting will be scheduled prior to the trip and more details will be sent to members who have signed up for the Outing.
- ❖ PLFFGS will provide Trip Planning and Fishing Details to help you prepare for the Outing.

Giving Back Once Again to a Great Fishing Spot: Sixth Annual Owens River Cleanup

CHRIS LEONARD

Wow! Over 100 volunteers showed up last Saturday for the sixth consecutive Owens River Annual Cleanup. Seems like the constant pestering on social media paid off for event organizer Chris Leonard. The weather last Saturday was gloriously sunny, which no doubt helped inspire people to show up to give the Owens River its annual cleansing.

As always, the morning started with volunteers gathering at the Pleasant Valley Campground for coffee and pastries. Leonard thanked everyone for showing up. Jessica Strickland of Trout Unlimited and Eric Huber of Caltrout were both present with literature for interested volunteers on what their respective non-profit organizations do for our treasured fisheries.

After hearing a warm-hearted “thank you” from Chris, volunteers split up to divide and conquer different parts of the river. Attendees returned at noon with enough trash to fill a six-foot-tall dumpster about two-thirds full. “It’s too bad this needs to be done,” Leonard commented, “but it’s great to see the community rally together every February to get ‘er done!”

Volunteers came from all over the state. There were several local residents present as well. A few went home with some cool free raffle swag including a fly-fishing rod and reel, tenkara rod, fly-fishing tools, literature, gift certificates and clothing. All in all, it was a great success!

Chris Leonard would like to personally thank the following supporters of this year’s event: [Back Alley Bar and Grill](#), [California Deer Association](#), [California Waterfowl Association](#), [Caltrout](#), [Ducks Unlimited](#),



[Eastern Sierra Fish Reports](#), [Erick Schat’s Bakery](#), [Great Basin Bakery](#), [Golden Trout Lanyards](#), [Inyo Recycling and Waste Management](#), [KIBS Radio](#), [Kittredge Sports](#), [KMMT-KRHV Radio](#), [Orvis](#), [Preferred Septic and Disposal](#), [Rhino Nets](#), [Rio, Redington](#), [Sage](#), [Scientific Anglers](#), [Sierra Brite Dot](#), [Sierra Mountain Trout](#), [Snowbee](#), [Silver Lake Resort](#), [Southwest Council](#), [Fly Fishers International](#), [Tenkara Tanuki](#), [Trout Scout](#), [Trout Unlimited](#) and [Virginia Lakes Resort](#).

Next year’s event will be Saturday, February 13, 2021 – always the Saturday following the Super Bowl. People interested in making monetary donations for lunch or donations for the raffle (or any inquiries in general) can call Chris at 818.288.3271.

Reminder: LBCC Pond Cleaning Saturday, March 21, 2020 at 8:00 AM

STEVE HIGASHI,
FACILITIES AND POND COORDINATOR

Long Beach Casting Club will be cleaning our casting pond on Saturday morning, March 21, 2020, starting at 8:00 AM. When we have a good turnout, things go quickly and we can all get out of there early and get on with our lives. Doughnuts are typically served!

Anyone who uses the pond knows it is one of the club’s greatest treasures. Please come and help keep it beautiful. Appreciate your help!

Fly Tying Tip: Split Tails

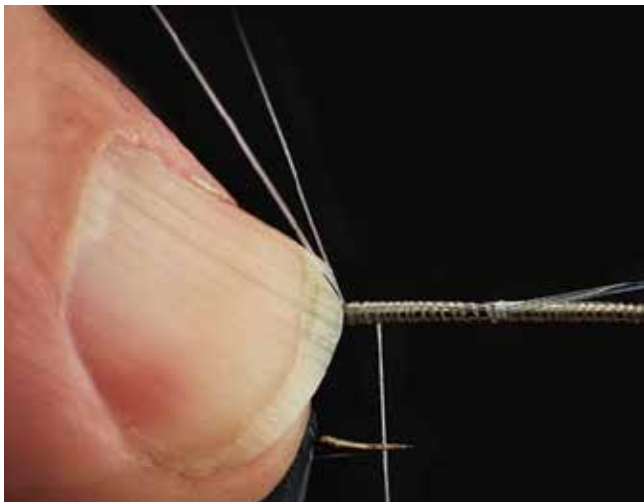
DAVE BOYER, MEMBER

When using Moose Mane or Microfibetts as tails and you need to split them, there is an easy way that is very effective.

Cut about a 4" piece of thread off the bobbin and hold aside for use (I am using a brighter color for photo purposes). Tie in your tails, two or three as you desire (PHOTO #1) on top of the hook.



Sometimes it is difficult to get the initial "split", so place your thumb or fingernail under the tail fibers and push against the thread base (PHOTO#2). This will allow the fibers to separate and make the next step easier.



Take your scrap piece of thread and wrap around the hook from the gap/underside of the hook shank, so the thread comes up between the tails and on either side of the hook shank (PHOTO #3).



Keep tension on the scrap section, pull up and then forward toward the hook eye until the tails are split and held at the desired amount. Now, tie down with your scrap thread (PHOTO#4).



As a final step you can place a very small drop of UV resin at the base of the tails and they will not slip once in the final position. I use Solarez Bone Dry Ultra Thin with the minimum drop I can apply.

While this technique will work for hackle barb tailing, care must be taken to do so gently as hackle barbs are much thinner and less stiff than Moose or Microfibetts (paintbrush bristles). This means they have a tendency to fold all the way forward even when slightest bit of too much pressure from the scrap thread is applied.

March Lower Owens!


YASH ISEDA, PAST PRESIDENT

Below is the schedule for the March Lower Owens trip. Please note the time change for Friday dinner at Yamatani's at 5:30 PM.

If you missed the trip workshop, you can still get the Lower Owens handbook from our website: https://longbeachcastingclub.org/wp-content/uploads/2019/10/Lower_O_Workshop_Handout-Current_10-9-2019.pdf. Under "LINKS", click on "CLUB TRIPS", find "LOWER OWENS #1, JANUARY 2-5, 2020", click on "Details" and you'll find the handbook.

- ❖ Thursday (3/5/2020): dinner at Amigo's at 6:00 pm with after-dinner meeting in Creekside to discuss the fishing and enjoy each other's company.
- ❖ Friday (3/6/2020): dinner at Yamatani's 5:30 pm with after-dinner meeting in Creekside to discuss the day's fishing and enjoy each others company.
- ❖ Saturday (3/7/2020): meet at the Lower Owens Campground/Bridge at 8:00 am if you need help. Saturday night meet at the Pizza Factory for dinner at 6:00 pm. We will charge each individual \$10.00 for pizza, salad and beer or soft drink. You can join the group again after dinner at Creekside.
- ❖ Sunday (3/8/2020): on your own.

For those that would like to join us at Creekside after dinner, BYOB is appreciated. Come join us, and we'll see you on the river!



GREEN ZAHN & ASSOCIATES
An Accountancy Corporation

Joan K. Green, CPA
joan@GreenZahn.com
Comet

1700 East Pacific Coast Highway • Seal Beach, CA 90740
p 562.799.4440 877.838.3299 f 562.799.4441 www.GreenZahn.com

Member American Institute of Certified Public Accountants • California Society of Certified Public Accountants



Best Western.

Vicki Arreguin
Director of Sales
dos@goldensailshotel.com

Golden Sails Hotel
6285 East Pacific Coast Highway
Long Beach, CA 90803
P: (562) 596-1631
D: (562) 594-0210
Reservations: (800) 762-5333
goldensailshotel.com

15% Discount from Chao Hang & Aventik

PAUL BURGNER, MEMBER

Chao Hang of Aventik is offering LBCC members a **15% discount** on the below products. To take advantage of the offer, go to the club page and click on Sponsors. Then click on (Aventik). The Aventik (Amazon) page will come up. Type the ASIN # in the search area. Example (ASIN B079NBK9L4). The product will come up.

When checking out use code **GAKCEN9B** for the discount. The list and code will change from time to time, and we'll list it in the current Target Talk.

Items for this Month:

- ❖ II Generation Rotary Fly Tying Vise
ASIN: B081ZYR36T
- ❖ Chest Bag with tool
ASIN: B07DCQMZLF
- ❖ 130pc 10mm Fish Eye Beads
ASIN: B0829HDH93
- ❖ Green+fishing accessories fishing vest
ASIN: B07VZ93RC5
- ❖ Floating Carbon Fiber Landing Net
ASIN: B07MNRXC58
- ❖ 9'0" LW5/6 aventik fishing rod
ASIN: B07JZCLQ1D
- ❖ 2PACK Aventik Transparent Plastic Water-proof Fly Box ASIN: B081CMN832
- ❖ Fly Line Sure Cast Tri-Tone 42-50ft wwf4f
ASIN: B073TW5TVP

Fly of the Month: Perdigon Halo

JOHN VAN DERHOOF, PAST PREZ AND TARGET TALK HELPER BEE

I know, I have been hitting you with my Halo for a long flippin' time now and sadly for you, I haven't stopped yet! But now I feel like I have something that is a bit different and frankly, this thing looks so good I even want to eat it...

For the last several months I have been tying and experimenting with the Spanish Perdigon style nymphs used by Euro style anglers. These nymphs are characterized by heavy tungsten beads and maybe a bit of lead added near that bead, and fairly thin bodies that are often coated with UV resin, enabling them to sink very quickly. The bodies are of a variety of materials but personally I have always loved the look of Peacock Eye quill. Their naturally segmented body look is truly amazing when compared to the naturals and I can't help but think the fish must see this and more importantly, fall for it! Now, I know this is not truly a Perdigon style nymph. It's not thin enough overall to qualify. However, I do think that its overall look gets very close and would certainly fish deep enough and quickly enough that Euro nymph fishers could embrace it.

So what is and what makes this a Halo? I have been tying Halo-style flies for years now and they are all characterized by flash that comes from underneath the body. Does not matter if the body is pheasant tail, dubbing or herl—they all flash from underneath. My favorite is the Sawyer's Pheasant Tail nymph. I have tied WD40s and Hare's Ears using this technique and a ton of others to boot. To do this, the correct color of thread must be used, and the actual body needs to be spaced appropriately so that the flash below can be seen.

Also, the flash that is displayed at the thorax gives the fly a lifelike quality found in mayflies that are emerging from nymph to dun. Tying the fly in this fashion gives you, the tier and fisher, a pattern that looks even more vulnerable as it transitions to another metamorphosed stage in its life.

There can be as many options to this pattern as you can imagine. Other versions are olive with a fluorescent green underbody and black with a fluorescent orange underbody. Both of these two options have served me well over the years with my original Halo, and should be every bit as effective with this new one!

MATERIALS FOR TYING THE PERDIGON HALO:

- Hook: Tiemco 3671 or similar; size 14 to 20.
- Bead: Copper; either normal or tungsten depending on how you want to fish it.
- Thread: Veevus 12/0; Light Cahill and Dark Olive.
- Tail: Three pheasant tail fibers—the fish can count...
- Underbody: Two strands of Pearl Krystal Flash.
- Overbody: Ginger Stripped Peacock Polish Quill coated with UV resin.
- Thorax: A dozen strands of Krystal Flash tied in spinner wing style and Peacock or Black Ice Dubbing.
- Wingcase: Pearl or Opal tinsel.
- Head: UV resin over the wing case



INSTRUCTIONS FOR TYING THE PERDIGON HALO:

- 1 Slide bead on hook and place in vise. Wind on three to five turns of lead (.015 to .020) to add weight and help keep the bead in place. Attach the Light Cahill thread to the hook and wind down to the end of the shank.
- 2 Tie in the three pheasant tail fibers. They should be about $\frac{3}{4}$ of the length of the shank. Tie in the Ginger Polish Quill. Now advance the thread to the start of the thorax. Keep the thread flat by constantly counter-spinning, and make the wraps smooth. Tie in the two strands of Krystal Flash for the Underbody.
- 3 Wind the Krystal Flash toward the tail keeping the material flat and ribbon-like. Make this underbody smooth!!! Once you reach the bend, wind back to the tie-in point and tie off. The reason for the Light Cahill thread is to keep whatever color hook you're using from discoloring the Krystal Flash. White won't work because it goes transparent, just like it does when you wrap a guide on a rod.
- 4 Wind the Polish Quill smoothly forward, leaving the slightest of gaps between each turn, allowing the Krystal Flash to just barely shine through. That **is** the "Halo" effect. Tie off the Polish Quill and whip finish. Lightly coat the body with UV resin—I use Solarez Bone Dry. It's very thin, it does not leave any sticky, gooey residue and has a great brush applicator. I love it! Add more coats as needed.
- 5 Attach your Dark Olive thread to the hook and tie in the dozen strands of Krystal Flash using 'X' wraps, just as you would tying a mayfly spinner wing. Don't worry about the length, as you will cut them down in short order. This "spinner wing" should be pretty close to the bead.
- 6 Now tie in the wing case where the body ends and the thorax begins, and it should be pointing back towards the tail. Apply dubbing to your thread,



PERDIGON NYMPH
TOP VIEW

- keeping it thin, and wind between the not yet pulled forward wing case and the "spinner wing", then in front of the "spinner wing", making at least one complete 'X' wrap over and under the wing to hide any potential gaps or holes on the top or bottom of the "spinner wing". Wind the dubbing ever so slightly onto the bead.
- 7 Finally, pull the wing case forward and tie it down. I try to make it long enough to land on the back end of the bead, and then add a few extra turns of thread and whip finish on the bead. Add a touch of a thickish UV resin on top of the wingcase, being careful not to slop it all over the edges of the wingcase and onto your dubbing.
 - 8 The last step is to trim the Krystal Flash wings down so they only just peek out beyond the dubbed thorax. I think this gives the fish the impression that the wingcase is starting to split and adds a bit of a bubble effect to the pattern.

NOTES:

I know there are a lot of "moving parts" but this fly, in the Pheasant Tail bodied form, has served me well for well over three decades all over the Western US. I expect similar success with this version. You can certainly substitute other materials for tails, thorax or the wingcase—any part actually. While I prefer Ice Dubbing for the thorax now, for years I used peacock herl. The wing case can certainly be natural materials such as pheasant tail or turkey. I also use different colors of beads so don't hesitate to change it up!

FISHING

AMMO



HUNTING

ARCHERY

963 N. Main Street
Bishop, CA 93514

BISHOP, CALIFORNIA

PH (760)872-3000
FAX (760) 872-8000



New Trip Announcement

2020 and Early 2021 Season

BELIZE ♦ SASKATCHEWAN, CANADA ♦ TIERRA DEL FUEGO & SANTA CRUZ, ARGENTINA

New Destinations; New Experiences –

We are excited to announce 3 new destinations being added to 2020 – early 2021 season:

BELIZE RIVER LODGE, BELIZE

May 21-28, 2020 ♦ **\$4,575-6,325**

TARGET SPECIES: Tarpon, Permit, Bonefish, Snook
7 nights ♦ 6 days of fishing ♦ including 2 nights in Long Cay Outpost Lodge
Single Lodging and Single Guide options available
6 rods available

LAWRENCE BAY LODGE, NORTH SASKATCHEWAN

July 2-9, 2020 ♦ **\$4,900**

TARGET SPECIES: Northern Pike
7 nights ♦ 6 days of fishing
8 rods available

TWO PATAGONIA TRIPS IN 2021

Estancia Maria Behety, Tierra Del Fuego, Argentina

January 2-9, 2021 ♦ **\$6,600**

TARGET SPECIES: Sea-Run Browns
7 nights ♦ 6 days of fishing
8 rods available

ESTANCIA RIO CAPITAN, ARGENTINA

January 9-16, 2021 ♦ **\$5,900**

TARGET SPECIES: Rainbows
7 nights ♦ 6 days of fishing
6 rods available

As many of you requested, we are letting you know about these trips far in advance. Please let us know if you would like to reserve a spot or would like more information about any of the new trips mentioned here.

Sierra Pacific Fishing Adventures • 3901 Brayton Ave., Long Beach, CA 90807 • (310) 749-6771 • jlsfpa@ix.netcom.com • www.joelibeflyfishing.com

Calendar of Events

March

2	Monday	7:00 PM	Board of Directors Meeting
3	Tuesday	7:00 PM	Beginning Fly Tying
4	Wednesday	7:00 PM	Fly Tying Forum
5-8	Week		Lower Owens #3 w/ John Lincoln
8	Sunday	9:00 AM	Club Cast
10	Tuesday	7:00 PM	Beginning Fly Casting
11	Wednesday	7:00 PM	Fly Tying Forum
14	Saturday	8:30 AM	Fly Line Cleaning
17	Tuesday	7:00 PM	Beginning Fly Casting
18	Wednesday	12:00 PM	Nooner Lunch
		7:00 PM	Fly Tying Forum
21	Saturday	8:00 AM	Pond Cleaning
22	Sunday		Director's Handicap
24	Tuesday	7:00 PM	Beginning Fly Casting
25	Wednesday	7:00 PM	Fly Tying Forum
26	Thursday	7:00 PM	Monthly Meeting: John Sherman
31	Tuesday	7:00 PM	Beginning Fly Casting

April

1	Wednesday	7:00 PM	Fly Tying Forum
2	Thursday	7:00 PM	Annual General Meeting
7	Tuesday	7:00 PM	Beginning Fly Casting
8	Wednesday	7:00 PM	Fly Tying Forum
9-10	Week		Kelsey Bass Ranch w/ Mick Woodbury
15	Wednesday	12:00 PM	Nooner Lunch
		7:00 PM	Fly Tying Forum
18	Saturday	9:00 AM	Pre-Trip: Green River #1, #2, #3
		5:00 PM	Awards & Installation Dinner
22	Wednesday	12:00 PM	Fly Tying Forum
26-May 1	Week		Green River #1 w/ Yash Iseda
29	Wednesday	7:00 PM	Fly Tying Forum

May

3-8	Week		Green River #2 w/ Colin Kumabe
4	Monday	7:00 PM	Board of Directors Meeting
6	Wednesday	7:00 PM	Fly Tying Forum
9	Saturday	9:00 AM	Beginning Spey Casting
10-15	Week		Green River #3 w/ Paul Burgner
12	Tuesday	7:00 PM	Rod Building
13	Wednesday	7:00 PM	Fly Tying Forum
16	Saturday	9:00 AM	Pre-Trip: Pyramid Lake
20	Wednesday	12:00 PM	Nooner Lunch
		7:00 PM	Fly Tying Forum
23	Saturday	9:00 AM	Beginning Spey Casting
24	Sunday	6:00 AM	On the Bay Salt Trip
26	Tuesday	7:00 PM	Rod Building
27	Wednesday	7:00 PM	Fly Tying Forum
28	Thursday	7:00 PM	Monthly Meeting: TBD
30-June 3	Week		Pyramid Lake w/ Paul Nakamura



JUNKYARD SPEY



WWW.OLDMOEGUIDESERVICE.COM • 435-885-3342



www.bobmarriotts.com
info@bobmarriotts.com
 2700 W. Orangethorpe Ave.
 Fullerton, CA 92833

GOING GREEN...

We now offer a full service Equipment Recycling Program that saves resources... and puts some "green" on an account for you here at the shop!

www.bobmarriottsflyfishingstore.com/going-green

Store (714) 525-1827 Travel (714) 578-1880



YOUR FLY FISHING DESTINATION
 & RESORT OUTFITTER

FLY FISHING EXCURSIONS • CLASSES
 PRIVATE INSTRUCTIONS

(310) 749-6771

3901 Brayton Ave., • Long Beach, CA 90807 • www.spfadventures.com



hotel CURRENT

NIA ENG
 DIRECTOR OF SALES

5325 e. pacific coast highway • long beach, ca 90804
 direct 562.597.1341 x 117 • facsimile 562.597.8741
nia@hotelcurrent.com • www.hotelcurrent.com