

Inside

- ❖ Fly of the Month: Upright BWO Emerger
- ❖ Club Trips for 2020
- ❖ Three Month Calendar

Highlights

- Page 3: Casting for Recovery
- Page 4: Southwestern Tournament is Coming!
- Page 6: Trout in the Classroom Update

Target Talk

NEWSLETTER OF THE LONG BEACH CASTING CLUB, ESTABLISHED 1925

FEBRUARY 2020

WWW.LONGBEACHCASTINGCLUB.ORG

Leader's Line...

Where to Fish – Lower Owens?

COLIN KUMABE, PRESIDENT

The Long Beach Casting Club schedules three trips per year to the Lower Owens River, and everyone wonders, **“where should I fish?”** The Lower Owens has relatively easy access, with parking lots numbered to help us remember where we parked the truck. However, the river will change with time. Each year, the fishing in the Lower Owens River is affected by factors such as high water flow rates, sediment and debris.

The majority of change occurs during the summer and fall months, when the hydro-electric dam below the Pleasant Valley Reservoir releases water at flow rates around 600 cubic feet per second (cfs). The filling of deep pools from high river flows results in the fish moving around to find new places to hide, as well as new places to feed.

Avid fly fishers will carefully search for hiding places for the fish and are never disappointed with changes in the river. Deep pools that produced “last year” often change and may not be the most productive this year.

However, there are old favorite spots which don't change much, and these spots are likely to remain productive each year. These spots are referred to as the “Club holes”, such as in Turnout Two and Nine. Check these spots carefully each trip as they are worth your time.

If the fish are not found in these so called Club holes, then where are they? This is when we methodically

walk and look for a new spot, including crossing the river to access new spots.

From experience, when the Lower Owens River water flows at around 150 cfs, most of us can find places to “cautiously” cross the river. Sometimes finding a place to **safely** cross may require walking on the river bank up or downstream a few hundred yards. Safe wading requires good wading boots with spikes and a good wading stick.

Practice and patience is very important; rushing to cross in fast deep water will turn out to be a cold wet trip. Before starting out, please check the flow rates at: <http://wsoweb.ladwp.com/Aqueduct/realtime/norealtime.htm>.

If wading isn't enough to get you to the fish, then a good cast will. Please practice your casting at the Long Beach Casting Club Pond.

See you at the Pond!

Club Trips for 2020

ART DAILY, 2ND VICE PRESIDENT

TRIP DATE TRIP & LEADER

Jan 30–Feb 2	Lower Owens #2 w/ John Lincoln, Pre-Trip Dec. 28, 9:00 AM–Noon
Mar 5–8	Lower Owens #3 w/ Dan Rivett, Pre-Trip Dec. 28, 9:00 AM–Noon
April 9–10	Kelsey Bass Ranch w/ Mick Woodbury
Apr 26–May 1	Green River, Utah #1 w/ Yash Iseda, Pre-Trip April 18, 2020, 9:00 AM–Noon
May 3–8	Green River, Utah #2 w/ Colin Kumabe, Pre-Trip April 18, 2020, 9:00 AM–Noon
May 10–15	Green River, Utah #3 w/ Paul Burgner, Pre-Trip April 18, 2020, 9:00 AM–Noon
May 24	On the Bay Salt Trip w/ Mark Flo and Kevin Green 6:00 AM, Pre-Trip May 12, 7:00 PM
May 30–Jun 3	Pyramid Lake w/ Paul Nakamura, Pre-Trip May 16, 9:00 AM–Noon
July 23–26	Brookie Bash w/ Mark Flo, Pre-Trip in July TBD, "Brookie Day" is July 25
July 24	Sierra Tenkara Event w/ C. O'Dell, Pre-Trip TBD
August 4	Local Tenkara Event w/ Art Strauss, Details TBD
Aug, Sep TBD	Eastern Sierra Backpacks w/ Jim Garvey, Pre-Trip TBD

Trip deposits for trips that are 'double occupancy' and require deposits in advance are non-refundable. Should you need to cancel your reservation, your deposit money will be refunded if another club member replaces you.

Trip location, dates and pre-trip workshops are subject to change, so monitor Target Talk or the web calendar for the latest information. If you would like to be a stream keeper and need help organizing a club trip, let me know. Please contact me if you have any suggestions for a trip or any questions at dailya42@yahoo.com.



Got Photos?

If you have a great photo that would be of interest to your fellow members send it along to our Social Media guy, Tom O'Brien. It just might end up on Facebook or Instagram! Send 'em to Tom at:

obrien579@yahoo.com

OFFICERS

PRESIDENT

COLIN KUMABE
(562) 221-9418

1ST VICE PRESIDENT

STEVE JONES
(562) 682-7920

2ND VICE PRESIDENT

ART DAILY
(714) 335-4628

CO-CAPTAINS

MARK FLO: (562) 420-8121
MIKE IVY: (714) 720-6599

MEMBERSHIP SECRETARY

WAYNE SAKAGUCHI
(714) 264-2135

TREASURER

TOM MCGIVERN
(310) 947-4212

CORRESPONDING SECRETARY

BRAD LANDON
(714) 323-0586

FACILITIES & POND

STEVE HIGASHI
(562) 508-8219

SENIOR DIRECTOR

DAN RIVETT
(562) 431-2738

JUNIOR DIRECTOR

YASH ISEDA
(562) 596-7766

TARGET TALK EDITOR

ROB PETERSON
(310) 963-2515

Teresa Adams and Carole Ontiveros Talk About "Casting for Recovery"

STEVE JONES, 1ST VICE PRESIDENT


This month's speakers are Teresa Adams and Carole Ontiveros, who spend a lot of their time giving back to an organization called "Casting for Recovery".

Casting for Recovery was founded in 1996, in Manchester, Vermont, by a breast reconstruction surgeon and a professional fly fisher. Awarded 501(c)(3) non-profit status in 1998, Casting for Recovery focuses on improving quality of life for women with breast cancer, and its innovative program has garnered endorsements from medical and psychosocial experts nationwide.

CFR Southern California was started by Bonnie Anderson, with the first retreat held in May 2014. When Bonnie moved to Montana, Carole Ontiveros and Teresa Adams volunteered to be coordinators, continuing the legacy she started. As of 2019 we have two retreats each year: one in Southern California in May (at UCLA Conference Center in Lake Arrowhead), and one in the Central Valley east of Fresno in October (at Wonder Valley Ranch Resort).

Teresa Adams learned to fly fish in 1998, joining the Kern River Fly Fishers. She was fly fishing instructor for National Wild Turkey Federation's "Women in the Outdoors" program for about eight years. She attended Clear Water House guide school and now facilitates beginning fly fishing classes at Bakersfield College's Levin Institute, along with several Kern River club members. She also helps her husband with the club mentorship program. Teresa's goal is to introduce as many people as she can to the sport of fly fishing that has given so much to her own life.

Carole Ontiveros learned to fly fish in 2015 at a Casting for Recovery Southern California retreat at UCLA



Conference Center in Lake Arrowhead. When she arrived at the retreat, her first thought was: "These are my people". Once the entomology and casting classes started, she fell in love with fly fishing and since then has fished near home and in as many fishy places as she can travel to. Being a volunteer coordinator for CFR Southern California gives Carole a chance to invite and encourage women into the amazing sport of fly fishing which changed not only her cancer journey, but her life.



Teresa and Carole would like to announce that Kern River Fly Fishers is hosting a fly fishing film to benefit Casting For Recovery on Saturday, March 21 at the Maya Cinema, Bakersfield. Check-in is at 1:30 PM. The show starts at 2:00 pm and ends around 4:30 PM. The link to purchase tickets is: <https://www.showclix.com/event/if4202obakersfieldca>.

Casting for Recovery...Continues on page 5

Southwestern Tournament Coming to Long Beach Casting Club!

Saturday, February 15th and Sunday, February 16th

The Long Beach Casting Club will be hosting the Southwestern Tournament on February 15 and 16. Casters from the west coast, including some with national and international ranking, will be casting flies and plugs for accuracy and distance.

Volunteers are needed for the following categories:

- ❖ **Set-up 7:30 AM to 9:00 AM Saturday and Sunday.**
- ❖ **Judges all day Saturday and Sunday.**
- ❖ **Scorekeepers all day Saturday and Sunday.**
- ❖ **Equipment Check 8:00 AM to 10:00 AM Saturday and Sunday.**
- ❖ **Cooking support in preparing Saturday and Sunday lunch and Saturday Banquet.**
- ❖ **Set-up and clean-up for lunch 11:00 AM to 1:30 PM on Saturday and Sunday.**
- ❖ **Saturday Banquet set-up 4:00 PM to 6:00 PM.**
- ❖ **Saturday Banquet serve and clean-up 6:00 PM to 9:00 PM.**
- ❖ **Sunday clean-up after the end of awards ceremony around 1:00 PM to 2:00 PM.**

The Long Beach Casting Club needs volunteers to make the Southwestern Tournament a success. Anyone interested in helping with the above, please sign up in the clubhouse or contact Mark Flo (markcflo@yahoo.com).

Casting for Recovery...Continued from page 3

The cost is \$20.00. In addition, there will be items for auction, including a two-night stay at Glacier Lodge in Lone Pine, a saltwater fishing trip for two with Mason Stoller and a raffle for a fly rod and fly reel built and donated by Steve Abel.

Let's help support Teresa and Carole by showing up at the clubhouse at 7:00 pm on Thursday, February 27 and learning more about Casting for Recovery. Please invite all family members and friends to show up to hear about this great cause. Everybody is welcome.



Group Photo of Wonder Valley Retreat

Thanks Again to the LBCC Pond Cleaning Crew!

STEVE HIGASHI,
FACILITIES AND POND COORDINATOR

A big thank you to those who helped out with sand bag filling and stacking around the casting pond January 11, 2020. The following members participated: John Jones, Rob Pool, Nick Ryan, Tom Groseclose, Keith Cassford, Rix Gano, Tim Lambert, Shirley Sakaguchi, Eddie Madrid, Wayne Sakaguchi, Rocco Orsini, Ron Sakoda, Keith O'Donnell, Kathleen Wahl, Ken Henderson, Yash Iseda, Colin Kumabe, Alan Sasai and Norm Riggs.

Also, a special thanks to Mike Ivy, John Lincoln, Dave Ross and Tim Lambert for cleaning the casting pond on December 29, 2019.

Captain's Corner

MARK FLO, CO-CAPTAIN

CASTING: our February casts are the 2nd and 23rd, at 9:00 AM.

TOURNAMENTS: we're hosting the Southwestern Tournament on February 15 and 16. See flyer on Page 4 for details.

"IT'S THAT TIME AGAIN... membership renewal is fast approaching. Renewal fees are due by the end of March. Thank you in advance for those of you who have renewed early. If you are not sure if you are paid up, please send me an email so I can check our records."

New Club Members

WAYNE SAKAGUCHI,
MEMBERSHIP SECRETARY

The Board of Directors approved these new members at the last Board Meeting:

- ❖ Albert Lee
- ❖ Brian Ur

Please greet and welcome our new members at the next monthly meeting. Here's wishing them a lifetime of healthy hatches and tight lines. **Members: if you see visitors at our club meetings, let's make them feel welcome and inform them of the activities we have to offer!**

Trout In The Classroom (T.I.C.) Continued!

BOB ALLEN, MEMBER

It has been a long time coming but the Trout Egg Delivery is upon us. Seven schools, eight separate classrooms and Long Beach Casting Club will receive hundreds of viable rainbow trout eggs that will be grown out during the next eight weeks in well-controlled environments. Various approved grade level curriculums will be delivered during the days leading up to the release day of March 13, 2020.



The partnership between the Long Beach Unified School District, California Department of Fish



and Wildlife and the Long Beach Casting Club will introduce the program to over 300 children along with countless adults. T.I.C. involves community resources and corporate outreach leading to greater understanding, appreciation and behaviors of conservation of our natural resources.

At the most recent LBCC Board Meeting, permission was granted for a T.I.C. aquarium to be set up in the clubhouse. We were granted this extraordinary privilege from the California Department of Fish and Wildlife. Make sure to stop by the display and look over the literature and of course the activity in the aquarium. A word of caution, **THIS IS A NO FISHING ALLOWED ENVIRONMENT!**

A release day for the schools and club is scheduled for Friday, March 13, 2020. El Dorado Park East is an approved release site and we plan to display some activities that the club is known for. Fly casting, knot tying, entomology and a fly tying area are a few of the activities we would like to share with the children.

If you are interested in helping on this day, there is a sign-up sheet by the club aquarium. The progress of this program is due to the many men and women that have donated their time and talents leading to this juncture. If any members are interested in learning more and possibly becoming involved, please reach out to Colin Kumabe or Bob Allen.

Happy New Year from the "Vise Squad"! Check out the February and March Fly Tying Schedule

SCOTT DAVIDSON, FLY TYING FORUM CHAIR


Hello to the LBCC Fly Tying Community. I hope everyone had a wonderful holiday season and that the new year will bring you health and happiness. Our 2020 is starting to look pretty interesting from a fly tying perspective. We have started off the year with a couple of challenges which were led by me, and now we will get into our season with some very cool demonstrations.

Here is the list of upcoming Wednesday nights just to give you a heads-up. I will forward the recipes to those who are interested as we get closer to each date.

- ❖ Jan 22: Howard Uller- Wonder Nymph in Baetis and PMD versions
- ❖ Jan 29: Joe Libeu – CDC Flies
- ❖ Feb 5: Chris Yamada – Hula Articulated Damsel Nymph
- ❖ Feb 12: Kevin Green – Blue Water Salt Fly
- ❖ Feb 19: Howard Uller – Wally Wings to use on any mayfly dun fly.
- ❖ February 26: I am hoping to talk Dan Oliver into doing one of his beautiful Stimulator flies.

March will be a systems box month. My current choice is for the March Browns but Jeff Gross, Howard Uller and I (along with any input from all of you) will be nailing down which system box we will build first. As the year goes on we want to do several systems boxes including Caddis and other Mayflies.

I hope we will see all of you next Wednesday, and also in the following weeks as we move forward. Happy New Year to all!



In appreciation for the many years of support,

Bob Marriott's is pleased to give 2% of all Long Beach Casting Club member purchases back to the club. This store credit can be used by the club for raffle prizes or toward other product purchases that will help enhance and benefit club activities. When purchasing from Bob Marriott's, please be sure to mention that you are a LBCC member to help ensure a percentage of your sale will go back to the club.





It's Winter! **IN THE EASTERN SIERRA...**

...and the Lower Owens River is fishing **hot!!!** The Wild Trout Region of this magical fishery located directly north of Bishop is a really fun place to spend a day this time of year.

Give me a call if you'd like to book a trip for the lake. **Chris Leonard** - 818.288.3271. I offer half-day and full-day trips. Moving waters as well as Crowley Lake.



LBCC Pyramid Lake Float Tube Outing **W/Rob Anderson & Pyramid Lake Fly Fishing ♦ May 31–June 2, 2020**



CHANCE TO CATCH
THE TROUT OF A LIFE TIME!



- WHEN:** Fishing May 31–June 2; Sunday through Tuesday. Arrive Saturday May 30, depart Wednesday June 3.
- GUIDES:** Provided by Rob Anderson and guides from Pyramid Lake Fly Fishing Guide Service (PLFFGS). Website: www.pyramidlakeflyfishing.com. Phone: 775-742-1754.
- COST:** **\$335.00.** Includes hot breakfast, lunch & drinks on fishing days and guide assistance.
- LODGING:** Preferred Hotel – Western Village Inn & Casino, Sparks, NV. Cost is TBD, working to secure a block of rooms and secure best price. Info forthcoming, but you will make your own reservations.
- WHAT YOU ARE RESPONSIBLE FOR:** Your Transportation, Hotel, Meals (other than breakfast and lunch on fishing days at the lake) Guide tips, Fishing Permit (from Paiute Indian Tribe).
- FISHING GEAR:** Bring your own Float Tubes, Pontoon Boats, Kayaks (PLFFGS has limited crafts for rent), Rods/Reels (7, 8 or 9 wt. with fast sinking shooting head line) & Tackle. We will be fishing in 30' of water. PLFFGS will provide recommendations and you can purchase flies and leader kits from them prior to the trip.
- MORE:** ♦ Trip is limited to 16 anglers. Many have already signed up, but we will have a Wait List
- ♦ Deposit of **\$170.00** due no later than February 1, 2020.
- ♦ Final deposit of **\$165.00** due no later than April 1, 2020. Make check payable to the 'Long Beach Casting Club', and send to LBCC, PO Box 90035, Long Beach CA. 90809.
- ♦ Contact Paul Nakamura for details and to get on the Outing List. pnaka1946@gmail.com
- ♦ Pre-Trip Meeting will be scheduled prior to the trip and more details will be sent to members who have signed up for the Outing.
- ♦ PLFFGS will provide Trip Planning and Fishing Details to help you prepare for the Outing.



What *IS* Fly Buy?

Part fishing tackle garage sale, part fly-fishing carnival and all fun!

When: February 01, 2020 Time: 9:30 am – 4:00 pm

Where: Long Beach Casting Club - 4901 E 7th St, Long Beach, CA 90804

ALL DAY EVENTS:

- Fly Tying
- Kids' Fly Tying (under 14 get in free!)
- A Garage Sale
- Silent Auction and Raffles.

ADMISSION | LUNCH INCLUDED:

- \$13 for FFI* members.
- \$18 for others, with FFI* memberships available at the door.
- Or donate any usable fly-fishing item or accessory with an original value of more than \$40 to the garage sale and you will get free admission.
- Children under 14 – FREE! Includes lunch!

FLY TYING CLASSES | FREE FLY TYING FOR CHILDREN

- Twenty of Southern California's best fly tiers—including national and international award-winners – will be on hand to demonstrate their fresh and saltwater fish-catching fly patterns and techniques.
- Fly patterns will range from Eastern Sierra trout, bass bugs to surf fishing, local ocean breakwaters, and offshore big game.
- We will have tiers available to teach kids to tie their first fly.

* FFI = Fly Fishers International

EVENT CONTACT: Michael Schweit

Phone: (818) 601-9702 | specialprojects@swcffi.org or visit www.swcffi.org/FlyBuy

Fly Tying Tip: Better Photos

DAVE BOYER, MEMBER


I know this is not really a 'tying tip' but it will help you and anyone who views your flies on social media. I belong to several tying groups that have postings of flies a tier would like critiqued or want to show off to other tiers. Unfortunately, some of the 'pictures' are more background than the fly.

As a photo is snapped, **we** see the fly, but the camera sees it ALL (**PHOTO #1**). Trying to view and critique such a fly is near impossible, so I have a couple of easy tips to help present your fly that makes viewing much easier and allows someone to see enough detail to give helpful suggestions.



First give it an un-cluttered background. Try either a solid color or if you need to reference scale, with an object such as a pair of scissors, bobbin holder, penny or other item (**PHOTO #2**) but do not overdo it. Second, try to get as close as possible to your fly if you do not have the ability to 'crop' your photo.

Some phone cameras are not as good as a dedicated camera, but you do not



need a single lens reflex with a macro lens to make a good photo. Most point and shoot cameras have a macro or microscope setting that will do most of what you want, with natural light, not flash (**PHOTO #3**). Posting your uncluttered fly will be more appealing to you and to those whom you want to show(off) to.



Lower Owens February & March!

YASH ISEDA, PAST PRESIDENT


It's that time of year again to make our annual trips to Bishop to fish the Lower Owens. Fun was had by all on the January trip, and we are looking forward to February.

In past years we've been hindered by weather, water flow and the Super Bowl. For those who've endured, the trips have been worth it. We always have great fun. Many members have been adventuresome and rented snow shoes to fish Hot Creek and the Upper Owens.

The February trip is scheduled for January 30–February 2. Plan ahead for your accommodations. We meet for dinner Thursday at Amigo's, Friday at Yamatani and Saturday at the Pizza Factory, all at 6:00 PM. We gather at the Creekside Lobby after dinner for a social hour.

If you're new to the club and need help, meet the members at the campground on Chalk Bluff Road on Saturday at about 8:00 AM. You'll be matched with a club member to fish the river.

If you missed the workshop on Saturday, December 28 at the club, you can still get the Lower Owens handbook from our website (https://longbeachcastingclub.org/wp-content/uploads/2019/10/Lower-O-Workshop-Handout-Current_10-9-2019.pdf). Under "LINKS", click on "CLUB TRIPS", find "LOWER OWENS #1, JANUARY 2–5, 2020", then click on "Details" and you will find the handbook. See you on the river!



**GREEN ZAHN
& ASSOCIATES**
An Accountancy Corporation

Joan K. Green, CPA
joan@GreenZahn.com
Comet

1700 East Pacific Coast Highway • Seal Beach, CA 90740
p 562.799.4440 877.838.3299 f 562.799.4441 www.GreenZahn.com

Member American Institute of Certified Public Accountants • California Society of Certified Public Accountants



Vicki Arreguin
Director of Sales
dos@goldensailshotel.com

Golden Sails Hotel
6285 East Pacific Coast Highway
Long Beach, CA 90803
P: (562) 596-1631
D: (562) 594-0210
Reservations: (800) 762-5333
goldensailshotel.com

15% Discount from Chao Hang & Aventik

PAUL BURGNER, MEMBER

Chao Hang of Aventik is offering LBCC members a **15% discount** on the below products. To take advantage of the offer, go to the club page and click on **Sponsors**. Then click on **(Aventik)**. The Aventik (Amazon) page will come up. Type the ASIN # in the search area. Example **(ASIN B079NBK9L4)**. The product will come up.

When checking out use code **CU82YMLN** for the discount. The list and code will change from time to time, and we'll list it in the current Target Talk.

Items for this Month:

- ❖ Transparent Plastic Waterproof Fly Box
Asin: B081CMN832
- ❖ Ho6125C Fly tackle box
Asin: B07VJG472Y
- ❖ Transparent orange 6'6" LW3 Super Fiber Glass Fast Rod, Asin: B07167GC8D
- ❖ Coffee 7/9 fishing reel
Asin: B07VPB26ND
- ❖ 6pc Colorful UV Glue Combo
Asin: B07RTH7N5M
- ❖ Orange, 25LB backing line
Asin: B076DSSGT5
- ❖ Brass Dumbbell with 3d eyes Black nickel with autumn eyes 4.0mm, Asin: B08136Y2X1
- ❖ II Generation Rotary Fly Tying Vise
Asin: B081ZYR36T

Fly of the Month: Upright BWO Emerger

JOHN VAN DERHOOF, EDITOR

There is something to be said for keeping things simple, and this month's fly is about as simple as you can get, while still maintaining a truly realistic and fishy profile. Read on if this sounds intriguing...

The Upright BWO Emerger is a Blue-Winged Olive dry fly pattern that is tied on either a conventional dry fly hook, or the ever popular midge-style hook with its continuous curved profile. I prefer the former style of hook for the Upright BWO Emerger and similar patterns, because it provides a slightly smaller profile to the fish by sitting lower in the water. The true beauty of this pattern is its simplicity. I can't think of too many patterns that are as easy to tie and as effective to fish. Even more impressive is that it is so very simple to tie in small sizes. By small sizes I mean small—really small!


I have used this pattern very effectively on the Green River, Utah during BWO hatches and combination BWO/Midge hatches. Here the size is usually a #18, 20 or 22 and even 24 **and** 26. Since the fish there now average about 17"–18" using a beefier hook like a Tiemco 9300 has its merits. For tiny sizes the Tiemco 101 Ring-Eye hook gives you excellent hooking ability and enough strength to handle larger fish.

Though the pattern shown is far and away the most effective, there are any number of variations that can apply to the emerger version. You want a standard dry; no problem. Change out the Darlon shuck for hackle barb tails. How about a cripple? Again, use the Zelon shuck tail and leave a trimmed clump of wing butts sticking out of the thorax. Don't like ribbing on your Blue-Winged Olive patterns? Don't add one. Prefer CDC wings? No problem; use CDC in lieu of the Trigger Point fibers that I have described. Want more flotation, then add a hackle—heck, turn it into a hackle stacker with wings! It will float like a cork and sit low in the water.

Of course, you can also tie this style in other imitations like a PMD, Trico, Tiny Western Olive or Mahogany Dun. But really, the greatest thing about the Upright BWO Emerger is that it is incredibly easy to tie in even the smallest of sizes and the danged thing works. Tie up a bunch and take 'em out for a test drive the next time you go fishing.

MATERIALS FOR THE UPRIGHT BWO EMERGER:

- Hook: Tiemco 100, 101 or 9300 dry fly hook in sizes 18 to 24 or Tiemco #2487 (and Daiichi 1140) or midge style hook in sizes 18 to 24.
- Thread: Veevus Dark Olive 12/0.
- Tail/Shuck: Shrimp/orange Darlon fibers.
- Body: Dark olive thread dressed thin.
- Ribbing: Chartreuse 6/0 tying thread or extra small Ultra Wire.
- Wing: BWO Trigger Point fibers (bluish gray).
- Thorax: Peacock Ice Dubbing.
- Head: Dark Olive tying thread.



INSTRUCTIONS FOR THE UPRIGHT BWO EMERGER:

1. Place the hook into the vise and attach your thread at the head space. Wind down to the end of the shank. Select a small clump of Darlon shuck material and tie it in. Don't trim the butts away yet. However, do trim its length to about two-thirds the length of the shank. I also like to lightly taper each side towards the end so it's not so blunt.
2. Tie in your chartreuse wire ribbing low and on the far side of the hook. Tying it in this location is best for conventionally wound ribbing as it will start right at the end of the body without creeping halfway up the near side. For ribbing wound in the reverse direction, tie it in low and on the near side of the hook. Smoothly wind your tying thread over the untrimmed wire and shuck butts creating a smooth body. Trim away the excess wire and butts when you get to the thorax—about two-thirds the shank. Wind the ribbing evenly and tie off.
3. Select your Trigger Point wing material and tie it in with the wing pointing forward and anchor it securely. Add a few wraps directly in front of the wing to stand it up. Make sure that the forward portion is long enough to reach past the bend of the hook when pulled backwards. Trim the wing butts off about half way down the body.
4. Apply Peacock Ice Dubbing to your thread and wind one or two turns between the wing and the butts/cripple stub and two or three turns in front of the wing forcing it to stand up. Measure the length of the wing by folding the wing back and cut it where it passes the bend of the hook. Form a neat, small head, whip finish and apply some head cement and your fly is complete.

NOTES:

- ❖ I have added some additional versions to tie and they are shown on this sheet.
- ❖ Your choice of wing material should only be limited by your imagination; Trigger Point fibers, Zelon, CDC, Whitetail or Coastal Deer Hair, Yearling Elk, Snowshoe Rabbit—the list can go on and on.

However, for flies size 20 and smaller, I like to use thinner diameter materials and most of them are synthetic like micro-diameter Zelon, Darlon and especially Enrico Puglisi's Trigger Point fibers. The latter is easy to use and coated with a floatant.

- ❖ If you want to tie a dry fly version with hackle tails instead of a shuck, try this: wind down to the end of the shank and then back two or three turns. This will create a small drop-off that you will use when tying in the tail. Select two high quality rooster hackle barbs and measure them so that they will be the length of the body. Without advancing the thread use one oblique turn of thread towards the eye to tie the hackle barbs on the top of the hook. This turn should be equal to about two or three side-by-side turns above that little drop-off you left. Now wind down with even turns to that drop-off and as you force the hackle towards it, the drop-off will split the barbs for you. Now continue the fly as normal.



UPRIGHT BWO
DRY WITH
HACKLE TAIL



UPRIGHT BWO
EMERGER WITH A
STACKED HACKLE
SPLITTING THE
WING



UPRIGHT PMD
EMERGER WITH
RIBBING (PALE
MORNING DUN)

FISHING

AMMO



REAGAN'S
Sporting Goods

HUNTING

ARCHERY

963 N. Main Street
Bishop, CA 93514

BISHOP, CALIFORNIA

PH (760)872-3000
FAX (760) 872-8000



New Trip Announcement

2020 and Early 2021 Season

BELIZE ♦ SASKATCHEWAN, CANADA ♦ TIERRA DEL FUEGO & SANTA CRUZ, ARGENTINA

New Destinations; New Experiences –

We are excited to announce 3 new destinations being added to 2020 – early 2021 season:

BELIZE RIVER LODGE, BELIZE

May 21-28, 2020 ♦ **\$4,575-6,325**

TARGET SPECIES: Tarpon, Permit, Bonefish, Snook
7 nights ♦ 6 days of fishing ♦ including 2 nights in Long Cay Outpost Lodge
Single Lodging and Single Guide options available
6 rods available

LAWRENCE BAY LODGE, NORTH SASKATCHEWAN

July 2-9, 2020 ♦ **\$4,900**

TARGET SPECIES: Northern Pike
7 nights ♦ 6 days of fishing
8 rods available

TWO PATAGONIA TRIPS IN 2021

Estancia Maria Behety, Tierra Del Fuego, Argentina

January 2-9, 2021 ♦ **\$6,600**

TARGET SPECIES: Sea-Run Browns
7 nights ♦ 6 days of fishing
8 rods available

ESTANCIA RIO CAPITAN, ARGENTINA

January 9-16, 2021 ♦ **\$5,900**

TARGET SPECIES: Rainbows
7 nights ♦ 6 days of fishing
6 rods available

As many of you requested, we are letting you know about these trips far in advance. Please let us know if you would like to reserve a spot or would like more information about any of the new trips mentioned here.

Sierra Pacific Fishing Adventures • 3901 Brayton Ave., Long Beach, CA 90807 • (310) 749-6771 • jlsfpfa@ix.netcom.com • www.joelibeflyfishing.com

Calendar of Events

February

1	Saturday	9:30 AM	Fly Buy
2	Sunday	9:00 AM	Club Cast
3	Monday	7:00 PM	Board of Directors Meeting
4	Tuesday	7:00 PM	Beginning Fly Tying
5	Wednesday	7:00 PM	Fly Tying Forum
11	Tuesday	7:00 PM	Beginning Fly Tying
12	Wednesday	7:00 PM	Fly Tying Forum
15-16	Weekend		Southwestern Tournament
18	Tuesday	7:00 PM	Beginning Fly Tying Class
19	Wednesday	12:00 PM	Nooner Lunch
		7:00 PM	Fly Tying Forum
23	Sunday	9:00 AM	Club Cast
25	Tuesday	7:00 PM	Beginning Fly Tying Class
26	Wednesday	7:00 PM	Fly Tying Forum
27	Thursday	7:00 PM	Monthly Meeting: TBD

March

2	Monday	7:00 PM	Board of Directors Meeting
3	Tuesday	7:00 PM	Beginning Fly Tying
4	Wednesday	7:00 PM	Fly Tying Forum
5-8	Week		Lower Owens #3 w/ Dan Rivett
10	Tuesday	7:00 PM	Beginning Fly Casting
11	Wednesday	7:00 PM	Fly Tying Forum
14	Saturday	8:30 AM	Fly Line Cleaning
17	Tuesday	7:00 PM	Beginning Fly Casting
18	Wednesday	12:00 PM	Nooner Lunch
		7:00 PM	Fly Tying Forum
22	Sunday		Director's Handicap
24	Tuesday	7:00 PM	Beginning Fly Casting
25	Wednesday	7:00 PM	Fly Tying Forum
26	Thursday	7:00 PM	Monthly Meeting: TBD
31	Tuesday	7:00 PM	Beginning Fly Casting

April

1	Wednesday	7:00 PM	Fly Tying Forum
2	Thursday	7:00 PM	Annual General Meeting
7	Tuesday	7:00 PM	Beginning Fly Tying
8	Wednesday	7:00 PM	Fly Tying Forum
9-10	Week		Kelsey Bass Ranch w/ Mick Woodbury
15	Wednesday	12:00 PM	Nooner Lunch
		7:00 PM	Fly Tying Forum
18	Saturday	9:00 AM	Pre-Trip: Green River #1, #2, #3
			Awards & Installation Dinner
22	Wednesday	12:00 PM	Fly Tying Forum
26-May 1	Week		Green River #1 w/ Yash Iseda
29	Wednesday	7:00 PM	Fly Tying Forum



JUNKYARD SPEY



WWW.OLDMOEGUIDESERVICE.COM • 435-885-3342



www.bobmarriotts.com
info@bobmarriotts.com
 2700 W. Orangethorpe Ave.
 Fullerton, CA 92833

GOING GREEN...

We now offer a full service Equipment Recycling Program that saves resources... and puts some "green" on an account for you here at the shop!

www.bobmarriottsflyfishingstore.com/going-green

Store (714) 525-1827 Travel (714) 578-1880



YOUR FLY FISHING DESTINATION
& RESORT OUTFITTER

FLY FISHING EXCURSIONS • CLASSES
PRIVATE INSTRUCTIONS

(310) 749-6771

3901 Brayton Ave., • Long Beach, CA 90807 • www.spfadventures.com



hotel CURRENT

NIA ENG
DIRECTOR OF SALES

5325 e. pacific coast highway • long beach, ca 90804
 direct 562.597.1341 x 117 • facsimile 562.597.8741
nia@hotelcurrent.com • www.hotelcurrent.com