

Inside

- ❖ Fly of the Month: Coal Car
- ❖ Club Trips for 2020
- ❖ Three Month Calendar

Highlights

- Page 3: Trout in the Classroom Training Session
- Page 5: Northwest Tournament Recap
- Page 10: It's Beginning to Look a Lot Like the Venison Stag

Target Talk

NEWSLETTER OF THE LONG BEACH CASTING CLUB, ESTABLISHED 1925

DECEMBER 2019

WWW.LONGBEACHCASTINGCLUB.ORG

Leader's Line...

"So You Really Don't Know When the Hatch is?"

COLIN KUMABE, PRESIDENT

On our last road and fishing trip there was a mayfly hatch on the Rogue River in Oregon, and my wife asked me "will the mayflies hatch again tomorrow?" I tried to provide her with the best explanation of whether the mayflies would hatch tomorrow. Most of us would guess that the mayflies would hatch about the same time tomorrow as we witnessed today. However, the mayflies may not hatch at the same time for the following reasons:

- ❖ **CHANGE IN WATER TEMPERATURE** – Air temperature influences water temperature; a fast moving cold front may cool the water quickly. Cooler water temperature changes the behavior of aquatic insects and may delay a mayfly hatch for a few hours or a day.
- ❖ **CHANGE IN SUNLIGHT ON THE RIVER OR CLOUD COVER** – Mayflies might hatch at different times on a sunny vs. a cloudy day. Clouds could bring warmer temperatures, and accelerate a hatch. Or they could bring cooler air and delay a hatch from a few hours to a day.
- ❖ **CHANGE IN WATER FLOW RATES** – Water temperature changes with flow rates in streams. In the Lower Owens, the Pleasant Valley Dam uses water from the bottom of the reservoir. In fall and winter, temperatures at the bottom of the reservoir are slightly warmer than the surface water. This slightly warmer water flowing from

the dam is exposed to colder air and cools while flowing through the Chalk Bluffs area. Increased flow rates move the slightly warmer water downstream faster and result in warmer water downstream. Often warmer water triggers early hatches.

Any of these factors will influence the mayfly hatch. Many factors that are out of our control change the timing of the hatch. So, your best bet is to return to the same spot at least a half hour earlier and plan to fish longer tomorrow.

I tried to explain this to my wife and she concluded: *"so, you really don't know when the mayflies will hatch tomorrow!!!"*

Hope this explanation of when mayflies hatch helps you to catch more fish. In addition, please practice casting at the Long Beach Casting Club Pond. See you at the Pond!

Club Trips for 2020

ART DAILY, 2ND VICE PRESIDENT

TRIP DATE	TRIP & LEADER
Jan 2-5	Lower Owens #1 w/ Yash Iseda, Pre-Trip Dec. 28, 9:00 AM-Noon
Jan 30-Feb 2	Lower Owens #2 w/ John Lincoln, Pre-Trip Dec. 28, 9:00 AM-Noon
Mar 5-8	Lower Owens #3 w/ Dan Rivett, Pre-Trip Dec. 28, 9:00 AM-Noon
April TBD	Kelsey Bass Ranch, TBD w/ Mick Woodbury, Ranch has sold trip TBD.
Apr 26-May 1	Green River, Utah #1 w/ Yash Iseda, Pre-Trip April 18, 2020, 9:00 AM-Noon
May 3-8	Green River, Utah #2 w/ Colin Kumabe, Pre-Trip April 18, 2020, 9:00 AM-Noon
May 10-15	Green River, Utah #3 w/ Paul Burgner, Pre-Trip April 18, 2020, 9:00 AM-Noon
May 24	On the Bay Salt Trip w/ Mark Flo and Kevin Green 6:00 AM, Pre-Trip in May TBD
May 30-Jun 3	Pyramid Lake w/ Paul Nakamura, Pre-Trip in May TBD
July 23-26	Brookie Bash w/ Mark Flo, Pre-Trip in July TBD
July 24	Sierra Tenkara Event w/ C. O'Dell, Pre-Trip TBD

Trip deposits for trips that are 'double occupancy' and require deposits in advance are non-refundable. Should you need to cancel your reservation, your deposit money will be refunded if another club member replaces you.

Trip location, dates and pre-trip workshops are subject to change, so monitor Target Talk or the web calendar for the latest information. If you would like to be a stream keeper and need help organizing a club trip, let me know. Please contact me if you have any suggestions for a trip or any questions at dailya42@yahoo.com.



Got Photos?

If you have a great photo that would be of interest to your fellow members send it along to our Social Media guy, Tom O'Brien. It just might end up on Facebook or Instagram! Send 'em to Tom at: obrien579@yahoo.com

OFFICERS

PRESIDENT

COLIN KUMABE
(562) 221-9418

1ST VICE PRESIDENT

STEVE JONES
(562) 682-7920

2ND VICE PRESIDENT

ART DAILY
(714) 335-4628

CO-CAPTAINS

MARK FLO: (562) 420-8121
MIKE IVY: (714) 720-6599

MEMBERSHIP SECRETARY

WAYNE SAKAGUCHI
(714) 264-2135

TREASURER

TOM MCGIVERN
(310) 947-4212

CORRESPONDING SECRETARY

BRAD LANDON
(714) 323-0586

FACILITIES & POND

STEVE HIGASHI
(562) 508-8219

SENIOR DIRECTOR

DAN RIVETT
(562) 431-2738

JUNIOR DIRECTOR

YASH ISEDA
(562) 596-7766

TARGET TALK EDITOR

ROB PETERSON
(310) 963-2515

"Trout in the Classroom" Training Session a Success!

BOB ALLEN, MEMBER
COLIN KUMABE, PRESIDENT

On Saturday, November 9th, from 9:00 AM to 12:00 noon, the club hosted 12 teachers and 12 club members for CDFW's presentation for Trout in the Classroom. This was a training session for Trout in the Classroom volunteers and participating teachers, and an opportunity to again showcase our many talents and abilities as a sponsoring club.



Jennifer O'Brien Leads the TIC Presentation

The club is partnering with Long Beach Unified School District to get the program in our local classrooms during the 2019-20 school year. Jennifer O'Brien from CDFW led the presentation that leads to the certification required for individuals to participate in the program. This was a wonderful opportunity to develop a relationship with partnering teachers and better understand their possible needs and abilities.

Also pictured is the aquarium setup that will be used during the program in the individual classrooms. Thanks to all our members who came out to support this important learning program.

Next we will be moving into the winter program where the aquariums, equipment, curriculum and trout




TIC Classroom Session

eggs will be delivered to the schools of participating teachers and we are off and running for the next seven weeks, culminating in a trout release day activity. More on this phase soon.

We're anticipating an exciting and rewarding experience as we move forward with this program. Thanks to all our members who came out to support this important learning program

[Editor's Note: see October 2019 issue of Target Talk for a flyer with all the details-Rob].



Trout in the Classroom Aquarium Setup



3rd Annual LBCC SPEY CASTING TOURNAMENT

Long Beach Casting Club
January 18th and 19th, 2020

What: The 3rd Annual LBCC Spey Casting Tournament
Who: Open to All — Beginners to Expert — Skagit to Long Belly
Why: Improve your casting (and fishing!) — Learn from among the best!

Join us for a friendly competition!

COMPETITIVE CLASSES:

- Open Men
- Open Women
- Senior Men 55 and Older
- Beginning casters that have not previously competed in a Spey tournament
- Novice – casters that have previously competed in a Spey tournament
- Juniors 16 and under

SCHEDULE:

- Practice — Thursday and Friday 16th and 17th 2020 – sign-up on site
- Pre-Tourney (to shake out the nerves!) — Saturday, January 18th, 2020, starting at 8:30 AM
- Tourney — Sunday, January 19th, 2020, starting at 8:30 AM

Free: Breakfast, Lunch and Dinner (Saturday Night) for competitors

Vendors: Red Shed Fly Shop (Poppy & Linda), Bruce & Walker Rods (Gene Oswald) and others will be on hand...

More: Raffles, Prizes and Fun, Oh My!

REGISTRATION:

<https://www.longbeachcastingclub.org/tournaments/>

Fee: \$50.00 registration, includes, breakfast lunch and dinner Saturday

Need more information? Lodging; transportation?

Contact Mike Ivy at: (Archie.ivyinc@verizon.net)

Directions/Map: [to LBCC Clubhouse](#)

Wanna Improve
Your Spey Casting
Skills?

LBCC Casters Score Big at Northwestern Tourney

MARK LIPE, MEMBER

Hosting the 2019 Northwestern Tournament was the Golden Gate Angler's Casting Club. Their rustic McLaren Lodge and impressive casting pools are hidden gems located in the tranquility of San Francisco's Golden Gate Park.

Twenty-five casters competed for medals in three different classifications (A, B, and C). In pursuit of a perfect score of 100 ("or at least ... close to it"), casters battled some early morning glare, an occasional swirling wind and the inevitable nervous tension that sometimes accompanies the casters while in the box, in front of their peers and understanding that the infamous pencil is recording their scores.

On a personal note, I thoroughly enjoy the camaraderie and challenges of tournament casting. I enjoy the socialization and appreciate the positive feedback and helpful hints from fellow casters. Their inspiration and coaching tips are helping me with the process of improving my casting skills. Witnessing tight loops, hovering flies and precision line control provided me with great insight and visual cues to become a better caster. High skilled tournament casters are appreciated and respected!

Chris Korich and Glen Ozawa from the Oakland Casting Club wowed the crowd with perfect scores of 100 in the Dry Fly Accuracy event. Chris ended up winning the event with another perfect 100 while Glen scored an impressive 99. Henry Mittel from the Oakland Casting Club was the Tournament Champion. Henry dominated the tournament as he received "1ST PLACE POSITION POINTS" in seven of the 10 events.


Representing the Long Beach Casting Club at the tournament were Colin Kumabe, Mark Lipe and Mark Tsunawaki. Colin impressed the crowd in the ¼ oz. Plug Distance event with a score of 197 feet and securing 3rd place in the "A" division. His athleticism

and perfect timing produced three consistent long and straight casts.

Mark Tsunawaki (134') and Colin (133') cast well and earned medals in the Angler's Fly Distance event. Mark Lipe exhibited consistency in all eight accuracy events with an average score of 93 and posted a personal best total score of 741. His high score was a 97 in Wet Fly. He missed his first ever Silver Basket medal by two points for his efforts on Saturday.

Impressive scoring continued with Colin Kumabe and Mark Tsunawaki as they scored 96 in Dry Fly Accuracy. Kudos for Lipe and Tsunawaki as they almost medaled in 5/8 oz. Plug Accuracy ("A" class) with scores of 94.

Captain's Corner



MARK FLO, CO-CAPTAIN

Casting: we will continue our Sunday Casting on December the 8th and the 22nd at 9:00 AM. Come down and practice the skills needed for the Owens trips.

Trips: Bishop Brookie Bash date set of July 25th 2020. The salt water Long Beach trip to—you guessed it—Long Beach will be May 24th at 6:00 AM. Pre-trips to be announced.



Joan K. Green, CPA
joan@GreenZahn.com

1700 East Pacific Coast Highway • Seal Beach, CA 90740
p 562.799.4440 877.838.3299 f 562.799.4441 www.GreenZahn.com

Member American Institute of Certified Public Accountants • California Society of Certified Public Accountants

Northwestern Tournament Results, 2019

Trout Fly

A	CASTERS	SCORE	(CO)
1	Chris Korich	99	(100)
2	Glen Ozawa	99	(99)
3	Luis Montes	98	(97)
4	Glen Nagumo	98	(96)
4	John Thiele	98	(96)
6	Henry Mittel	96	
6	Michael Miller	96	
8	Ralph Hardin	94	
9	Mark Lipe	93	
10	Keith Prior	92	
11	Tony Ramirez	91	
11	Brian Ramsey	91	
11	Eric Callow	91	
14	Matt Donaldson	90	
15	Mark Tsunawaki	88	
16	Mehrdad Saberi	84	
B	CASTERS	SCORE	(CO)
1	Mariano Domingo	88	
2	Colin Kumabe	87	(90)
3	Alice Gillibert	87	(87)(1)
4	Elaine Gong	87	(87)(0)
5	D. O'Sullivan	86	
C	CASTERS	SCORE	
1	Mike Young	85	
2	Barney Saunders	84	

Bass Bug

A	CASTERS	SCORE	(CO)
1	Luis Montes	96	(93)
2	Glen Ozawa	96	(92)
3	Keith Prior	96	(91)
4	Henry Mittel	95	
5	Michael Miller	94	
5	Chris Korich	94	
7	John Thiele	93	
7	Ralph Hardin	93	
9	Brian Ramsey	91	
10	Mark Tsunawaki	90	
11	Tony Ramirez	89	
11	Matt Donaldson	89	
13	Mehrdad Saberi	87	
14	Glen Nagumo	83	
B	CASTERS	SCORE	(CO)
1	Mark Lipe	91	
2	Eric Callow	90	(89)
3	Colin Kumabe	90	(82)
4	Alice Gillibert	90	(0)

5	Elaine Gong	89
6	D. O'Sullivan	88
7	M. Domingo	84
C	CASTERS	SCORE
1	Mike Young	84

1/4 oz. Accuracy

A	CASTERS	SCORE	(CO)
1	Henry Mittel	97	
2	Chris Korich	94	
3	Keith Prior	92	(96)
4	Ralph Hardin	92	(91)
5	Mark Tsunawaki	91	
6	Glen Nagumo	90	
7	Tony Ramirez	89	
8	Matt Donaldson	88	
B	CASTERS	SCORE	
1	Mark Lipe	92	
2	Mariano Domingo	89	
3	Elaine Gong	87	
4	Colin Kumabe	86	
5	D. O'Sullivan	85	
C	CASTERS	SCORE	
1	Luis Montes	86	

Open Plug

A	CASTERS	SCORE	
1	Henry Mittel	98	
2	Chris Korich	95	
3	Mark Tsunawaki	92	
4	Glen Nagumo	91	
5	Keith Prior	89	
6	Ralph Hardin	88	
7	Tony Ramirez	87	
8	Matt Donaldson	86	
B	CASTERS	SCORE	(CO)
1	Mark Lipe	92	
2	Mariano Domingo	89	
3	Elaine Gong	87	(90)
4	Colin Kumabe	87	(84)
4	D. O'Sullivan	87	(84)

Angler's Fly Distance

A	CASTERS	FEET	
1	Henry Mittel	160	
2	Mark Tsunawaki	134	
3	Glen Nagumo	133	
4	Chris Korich	132	
5	Brian Ramsey	130	
6	Ralph Hardin	120	
7	Matt Donaldson	116	
B	CASTERS	FEET	
1	Colin Kumabe	133	
2	D. O'Sullivan	104	

1/4 oz. Distance

A	CASTERS	FEET	
1	Henry Mittel	235	
2	Chris Korich	200	
3	Colin Kumabe	197	
4	Mark Tsunawaki	174	
5	Matt Donaldson	154	
6	Glen Nagumo	151	
7	Ralph Hardin	150	
B	CASTERS	FEET	
1	D. O'Sullivan	108	
C	CASTERS	FEET	
1	Elaine Gong	129	

Dry Fly

A	CASTERS	SCORE	(CO)
1	Chris Korich	100	(100)
2	Glen Ozawa	100	(99)
3	Henry Mittel	99	
4	Matt Donaldson	98	
5	Glen Nagumo	97	
5	Ralph Hardin	97	
7	Luis Montes	96	
7	Mark Tsunawaki	96	
9	Keith Prior	95	
9	Mehrdad Saberi	95	
9	Brian Ramsey	95	
12	John Thiele	94	
12	Michael Miller	94	
14	Mark Lipe	92	
15	Eric Callow	90	
16	Tony Ramirez	89	
B	CASTERS	SCORE	(CO)
1	Colin Kumabe	96	
2	Caleb Chiu	91	
3	Alice Gillibert	90	(94)
4	Elaine Gong	90	(88)
5	M. Domingo	87	
6	D. O'Sullivan	83	

Wet Fly

A	CASTERS	SCORE	(CO)
1	Henry Mittel	98	(97)(97)
2	Ralph Hardin	98	(97)(96)
3	John Thiele	98	(97)(91)
4	Keith Prior	98	(96)
5	Mark Lipe	97	
5	Michael Miller	97	
7	Glen Ozawa	96	
7	Chris Korich	96	
7	Matt Donaldson	96	
10	Mark Tsunawaki	93	
10	Glen Nagumo	93	
10	Luis Montes	93	

13	Tony Ramirez	91
14	Brian Ramsey	89
B	CASTERS	SCORE (CO)
1	Alice Gillibert	95 (93)
2	Eric Callow	95 (90)
3	Elaine Gong	94
4	D. O'Sullivan	92
5	M. Domingo	90
6	Colin Kumabe	85

3/8 oz. Accuracy

A	CASTERS	SCORE
1	Chris Korich	98
2	Henry Mittel	96
3	Tony Ramirez	94
4	Keith Prior	93
5	Glen Nagumo	91
6	Mark Tsunawaki	90
7	Ralph Hardin	85
B	CASTERS	SCORE
1	Mark Lipe	90
2	Mariano Domingo	87
3	Elaine Gong	86
4	Colin Kumabe	84
5	D. O'Sullivan	83
C	CASTERS	SCORE
1	Tom Key	87
2	Michael Miller	85

5/8 oz. Accuracy

A	CASTERS	SCORE (CO)
1	Henry Mittel	96 (94)(95)
2	Glen Nagumo	96 (94)(90)
3	Chris Korich	95
4	Keith Prior	94
4	Mark Tsunawaki	94
4	Mark Lipe	94
7	Tony Ramirez	91
7	Ralph Hardin	91
B	CASTERS	SCORE
1	Elaine Gong	90
2	Colin Kumabe	86
3	D. O'Sullivan	85
C	CASTERS	SCORE
1	Tom Key	82

All Distance Combination

	CASTER	COMB	AF	¼D
1	Henry Mittel	395	160	235
2	Chris Korich	332	132	200
3	Colin Kumabe	330	133	197
4	Mark Tsunawaki	308	134	174
5	Glen Nagumo	284	133	151
6	Matt Donaldson	270	116	154
6	Ralph Hardin	270	120	150
8	D. O'Sullivan	212	104	108
9	Elaine Gong	211	82	129

All Accuracy Combination

	CASTER	COMB	TF	BB	¼A	OPA	DF	WF	¾A	¾A
1	Henry Mittel	775	96	95	97	98	99	98	96	96
2	Chris Korich	771	99	94	94	95	100	96	98	95
3	Keith Prior	749	92	96	92	89	95	98	93	94
4	Mark Lipe	741	93	91	92	92	92	97	90	94
5	Glen Nagumo	739	98	83	90	91	97	93	91	96
6	Ralph Hardin	738	94	93	92	88	97	98	85	91
7	Mark Tsunawaki	734	88	90	91	92	96	93	90	94
8	Tony Ramirez	721	91	89	89	87	89	91	94	91
9	Elaine Gong	710	87	89	87	87	90	94	86	90
10	Colin Kumabe	701	87	90	86	87	96	85	84	86
11	D. O'Sullivan	689	86	88	85	87	83	92	83	85

All-Around

	CASTER	AA	TF	BB	¼A	OPA	AFD	¼D	DF	WF	¾A	¾A
1	Henry Mittel	14	3	1	1	1	1	1	2	1	2	1
2	Chris Korich	22	1	2	2	2	5	2	1	3	1	3
3	Glen Nagumo	39	2	8	5	4	3	5	3	5	3	1
4	Mark Tsunawaki	40	5	4	4	3	2	4	5	5	4	4
5	Ralph Hardin	42	4	3	3	5	6	6	3	1	6	5
6	Colin Kumabe	56	6	4	7	6	3	3	5	8	7	7
7	Elaine Gong	61	6	6	6	6	8	7	7	4	5	6
8	D. O'Sullivan	75	8	7	8	6	7	8	8	7	8	8

SATURDAY ACCURACY BASKET BUTTON (370 AND ABOVE):

Chris Korich, Henry Mittel

SUNDAY ACCURACY BASKET BUTTON (378 AND ABOVE):

Chris Korich, Henry Mittel, Keith Prior

GOLD BASKET BUTTON (SATURDAY & SUNDAY BUTTONS):

Chris Korich, Henry Mittel





It's Full on Autumn IN THE EASTERN SIERRA!!!

Crowley Lake is California's premier trout stillwater fishery. The autumn bite is strong, and the views on the lake can't be beat.

***Give me a call if you'd like to book a trip for the lake. Chris Leonard - 818.288.3271
I offer half-day and full-day trips. Moving waters as well as Crowley Lake.***



LBCC Pyramid Lake Float Tube Outing W/Rob Anderson & Pyramid Lake Fly Fishing ❖ May 31–June 2, 2020



CHANCE TO CATCH
THE TROUT OF A LIFE TIME!



- WHEN:** Fishing May 31–June 2; Sunday through Tuesday. Arrive Saturday May 30, depart Wednesday June 3.
- GUIDES:** Provided by Rob Anderson and guides from Pyramid Lake Fly Fishing Guide Service (PLFFGS). Website: www.pyramidlakeflyfishing.com. Phone: 775-742-1754.
- COST:** **\$335.00**. Includes hot breakfast, lunch & drinks on fishing days and guide assistance.
- LODGING:** Preferred Hotel – Western Village Inn & Casino, Sparks, NV. Cost is TBD, working to secure a block of rooms and secure best price. Info forthcoming, but you will make your own reservations.
- WHAT YOU ARE RESPONSIBLE FOR:** Your Transportation, Hotel, Meals (other than breakfast and lunch on fishing days at the lake) Guide tips, Fishing Permit (from Paiute Indian Tribe).
- FISHING GEAR:** Bring your own Float Tubes, Pontoon Boats, Kayaks (PLFFGS has limited crafts for rent), Rods/Reels (7, 8 or 9 wt. with fast sinking shooting head line) & Tackle. We will be fishing in 30' of water. PLFFGS will provide recommendations and you can purchase flies and leader kits from them prior to the trip.
- MORE:**
- ❖ Trip is limited to 16 anglers. Many have already signed up, but we will have a Wait List
 - ❖ Deposit of **\$170.00** due no later than February 1, 2020.
 - ❖ Final deposit of **\$165.00** due no later than April 1, 2020. Make check payable to the 'Long Beach Casting Club', and send to LBCC, PO Box 90035, Long Beach CA. 90809.
 - ❖ Contact Paul Nakamura for details and to get on the Outing List. pnaka1946@gmail.com
 - ❖ Pre-Trip Meeting will be scheduled prior to the trip and more details will be sent to members who have signed up for the Outing.
 - ❖ PLFFGS will provide Trip Planning and Fishing Details to help you prepare for the Outing.

A Water Conservation Briefing from the Public Policy Institute of California

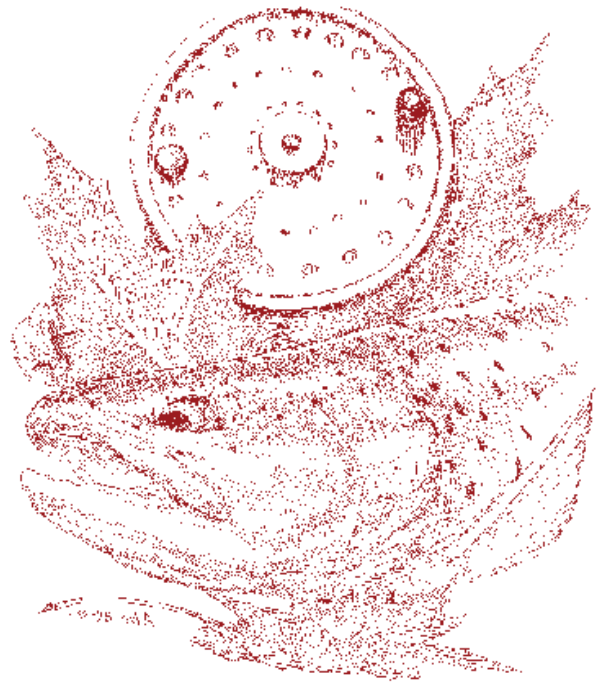
ART STRAUSS, MEMBER

Here's some interesting reading from the Public Policy Institute of California:

[https://www.ppic.org/wp-content/uploads/priorities-for-californias-water-november-2019.pdf?ct=t\(EMAIL_CAMPAIGN_CA_Water_Priorities\)](https://www.ppic.org/wp-content/uploads/priorities-for-californias-water-november-2019.pdf?ct=t(EMAIL_CAMPAIGN_CA_Water_Priorities))

The key priorities identified in the briefing are as follows:

- ❖ Modernizing the water grid: Addressing infrastructure weaknesses and gaps—coupled with more flexible management—is essential for reducing the costs of future droughts and floods.
- ❖ Preparing for changing supply and demand: Developing a portfolio of cost-effective supply and demand tools can help California weather droughts, accommodate population growth, and bring groundwater basins into balance.
- ❖ Providing safe drinking water: More stable funding has been secured to improve quality and reliability in small, mainly rural poor communities, but more work is needed to tackle this challenge.
- ❖ Reducing fire risk in headwater forests: The state's mountain forests—a major source of water—are in poor health. Active management can reduce the risk of extreme wildfires and maintain the benefits that forests provide.
- ❖ Improving the health of freshwater ecosystems: A new approach to managing water for freshwater ecosystems and species can help them adapt to a warming climate.



In appreciation for the many years of support,

Bob Marriott's is pleased to give 2% of all Long Beach Casting Club member purchases back to the club. This store credit can be used by the club for raffle prizes or toward other product purchases that will help enhance and benefit club activities. When purchasing from Bob Marriott's, please be sure to mention that you are a LBCC member to help ensure a percentage of your sale will go back to the club.




The Venison Stag: Our Annual Holiday Dinner

STEVE JONES, 1ST VICE PRESIDENT

Believe it or not, it is time to start thinking about one of our club's most important and enjoyable social events of the year. Is the Venison Stag Holiday Dinner on your calendar? If it is not, we hope that you and your spouse or family members block out this date. Especially for those who have not attended one before! This year's event will be held at our club house on Saturday, December 7th with a Social Hour beginning at 6:00 PM and followed by Dinner at 7:00 PM.

This is a great opportunity to sit down to a tasty prime rib dinner with friends before the hectic holiday season



starts. The Stag is our big social event. We don't have any formal speeches. It is a great time to spend with family and friends. The price is only \$20.00 for adults and \$6.00 for children, and \$25.00 at the door. Unfortunately, because of our growing membership, we can only accommodate those without reservations if there is room.

We always appreciate those who volunteer to help with some aspect of the dinner, whether it is the decorating, kitchen work or cleaning. It takes an army to pull this off. I am recruiting help; new members, this is your opportunity to get involved and your opportunity to get to know the members of our club.

I'll need volunteers for Saturday, November 23rd for clubhouse cleaning such as washing all of the light fixture lenses, dusting, washing windows, mopping floors, washing all of our dishes and silverware, etc. We will also need a crew on December 7th to do the last minute decorating, cleaning and table setting. We will also need those who are willing to help with the meal preparation and serving. Finally we will need a clean-up crew for washing dishes and clean-up after the festivities have concluded.



VENISON STAG RESERVATION



Saturday, December 7, 2019 ❖ Social Hour: 6:00 PM ❖ Dinner: 7:00 PM

Reservations are due by November 20, 2019

Name: _____

I will attend the Venison Stag on Saturday, December 7, 2019

I will bring _____ adults. Total number _____ @ 20.00 = _____ Total Enclosed:

I will bring _____ children. Total number _____ @ 6.00 = _____ = _____



Yes, I would like to help!

Please call me at this telephone number

() _____ - _____ . (cut out and return by 11-20-2019

MAKE CHECKS PAYABLE TO:
Long Beach Casting Club
AND MAIL TO THE ABOVE AT:


P.O. Box 90035
Long Beach, California 90809-0035

Please email me at sjones@austinjonescorp.com or call me at (562)682-7920 or see me at one of our events to sign up for some of these work projects. We will have a volunteer raffle this year. For every hour worked you may fill out a ticket for a prize.


We need to get a headcount for this year's dinner. In years past we have prepared for 100 and only 60-70 participated. This year we will have a deadline of November 20th for reserved ticket sales. We will order dinners for the number of members that sign up as of November 20th plus and additional 10% for late commers who will have to pay a non-reserved ticket price of \$25.00. The key here is to make your reservations early.

On the previous page of this month's Target Talk, you will find a registration form that you can fill out and return in an envelope via mail with your cash or check, or you may give it to any board member, who will place it in the treasurer's secured drawer. Checks should be made out to 'The Long Beach Casting Club' and noted 'Venison Stag'. I will also post a reservation sign-up in the clubhouse.

Be sure to reserve your place and come and enjoy this wonderful event.



Sockeye Salmon Santa Suits...Happy Holidays!



Lower Owens January, February and March!

YASH ISEDA, PAST PRESIDENT

It's that time of year again to start preparing for our annual trips to Bishop to fish the Lower Owens.

In past years we've been hindered by weather, water flow and the Super Bowl. For those who've endured, the trips have been worth it. We always have great fun. Many members have been adventuresome and rented snow shoes to fish Hot Creek and the Upper Owens.

The January trip is scheduled for January 2-5. Plan ahead for your accommodations. We meet for dinner each night: Thursday at Amigos, Friday at Yamatani and Saturday at the Pizza Factory at 6:00 PM. After dinner we gather at the Creekside Lobby for a social hour.

If you're new to the club and need help, meet members at the campground on Chalk Bluff Road on Saturday at about 8:00 AM. You'll be matched with a club member to fish the river. We also meet again at noon for lunch provided by Dan and Yash at the campground.

On Saturday, December 28 there will be a workshop at 9:00 AM at the club. It will cover all information you will need for the trip to the Lower Owens. There is also a handbook on our website. Under "**LINKS**", click on "**CLUB TRIPS**", find "**LOWER OWENS #1, JANUARY 2-5, 2020**", then click on "**Details**" and you will find the handbook. See you on the river!

2-for-1 Endowment!

MICK WOODBURY, PAST PRESIDENT

Thanks to the generosity of Art Strauss's \$5,000 matching funds offer, every endowment dollar donated up to \$5,000 is worth two to the fund.

Established in 2011, the fund was created to provide long-term funding and financial stability for the Club. It was started after the fire to ensure the future survival of the Club.

Earnings from the fund are intended to help offset operational expenditures such as the cost of water for the pond. Our lease states that our water costs will be adjusted annually by no less than 3% or more than 8% based on the percent change in the city's cost of water. Our water bill exceeds \$3,000 and our electricity is close to \$2,000 annually.

With our dues of only \$60.00 (\$5.00 per month) the club is an incredible bargain. A Starbucks Grande costs more than a month's dues! What we get for that is a nationally known club that is the envy of clubs in every state. At our clubhouse and lighted casting pond, we can learn casting from our own instructors or participate in regional and national tournaments. We can learn fly tying (16 weeks for free), enjoy intermediate tying classes on Wednesdays, and benefit from expert mentors in rod building. We can partake in nooner lunches, attend monthly meetings with excellent speakers and on and on. Oh, did I mention this newsletter and all those great monthly trips?

For all that, our dues are a pittance and we'd like to keep it that way. Remember that the next time you come through the doors. Please take out your check book or use your credit card to show you appreciate this great organization. Make your tax-deductible donations payable to LBCC Endowment Fund.



On the River Clinic

JOE LIBEU, PAST PRESIDENT

As part of the Long Beach Casting club's continuing education, join us for three nights of educational experience geared to individuals who wish to gain overall fly fishing knowledge. You will be introduced to the equipment needed, entomology, stream structure, casting applications, short and long line presentation, reading the water, fly selection, how to organize your fly box and basic knots.

We will then take the knowledge you have gained and apply it to a Lower Owens weekend outing where you will receive individual instruction from river-wise instructors.

CLASSROOM DATES:

November 14, December 5 and 12
(Thursdays 7:00 PM–9:00 PM).

LOWER OWENS OUTING DATE:

December 14-15, 2019

The On the River Clinic is led by Past President Joe Libeu who is a licensed guide, Master Casting Instructor and owner of Sierra Pacific Fishing Adventures. Joe has been fishing the Lower Owens since 1975 and considers this watershed to be his home waters.

The clinic is for beginning club members only.

Please call Joe Libeu at 310-749-6671 or email him at Fishlgf@ix.netcom.com for additional information.



Free Social Security Seminar Will Answer Your Questions and Help You Make Good Retirement Decisions

MICK WOODBURY, PAST PRESIDENT

Most of us spend more time prepping for a fishing trip than we do planning for retirement. The Endowment Committee wants you to leave nothing on the table so you can enjoy more stream time. If you're close to retirement, starting to think about retirement (*or should be*), this hour-long seminar will be time well spent.

On **Saturday, November 23**, there will be a **FREE** seminar on Social Security. This is a no selling, no cost, informational seminar that should answer questions about your S/S options and even provide answers to questions you haven't thought about.

I recently heard the speaker and was impressed with his knowledge. I asked if he would give the presentation to the Club and he said: "would love to." The hitch: We need at least 20 people to bring him out on a Saturday morning.

If you're confused about your S/S options and want to know more about retirement benefits, spousal, family and disability benefits, retirement age and various options, this seminar is for you. Bring your spouse, your friends, neighbors, baby boomers, whoever is nearing the S/S age. But most of all, bring your questions. You do not have to be a member to attend.

For reservations, email mick@rwmarketing.com and tell me how many are coming. Or text to 949-275-2063.

Join us at the LBCC Clubhouse **Saturday, November 23, 9:00 AM to 10:00 AM**. You **must RSVP** so we can have enough handouts.



Vicki Arreguin
Director of Sales
dos@goldensailshotel.com

Golden Sails Hotel
6285 East Pacific Coast Highway
Long Beach, CA 90803
P: (562) 596-1631
D: (562) 594-0210
Reservations: (800) 762-5333
goldensailshotel.com

15% Discount from Chao Hang & Aventik

PAUL BURGNER, MEMBER

Chao Hang of Aventik is offering LBCC members a **15% discount** on the below products. To take advantage of the offer, go to the club Web page and click on **Sponsors**. Then click on **(Aventik)**. The Aventik (Amazon) page will come up. Type the ASIN # in the search area. (**example:ASIN B079NBK9L4**). The product will come up.

When checking out use code **I8OFH96W** for the discount. The list and code will change from time to time, and we'll be sure to list it in the current Target Talk.

Items for this Month:

- ❖ 2pcs Smart Size Double Side Waterproof Fly Box Asin:B07VPB3YQP
- ❖ 2pc Ho612B flyfishingbox Asin:B07VK4CW1V
- ❖ Black/moss green sinking line 6f/s Asin:B07T9CFB9T
- ❖ 2in1 Fly Fishing rods 9'0 lw 3/4 Asin:B01MZ7UJ8U
- ❖ IM12 Nano Nymph Fly Rod 11;0 LW2 Asin: B07MLR6PC3
- ❖ Generation fishing reel gunsmoke 5/7 Asin:B07VPB4YCY
- ❖ New MosquitoJacketB Asin:B07WCLNGDJ
- ❖ Eupheng Plus 125 PCS 9251 hooks combo fishing hook Asin: B07QLLBFHD

Fly of the Month: Coal Car

JOHN VAN DERHOOF, EDITOR

There is one type of fly that I prefer to tie over all others—steelhead flies. This goes back to my start in fly-tying more than 50 years ago while hanging out in Ball & Frank's Sporting Goods in downtown Long Beach. I became fascinated by their shape and the bold colors they often employ. For these reasons I will invariably find a way to tie one even if it means ignoring tying more needed "fishing" flies.

The Coal Car is an outstanding steelhead fly that was invented by Randall Kaufmann. It was intended as a darker version of the Freight Train—another of Randall's patterns—for use on dark, overcast days or even late in the day with shadows on the water. It has always been one of my favorites to tie and fish.

I want to introduce in this particular pattern is a completely different way to wing the fly. Developed by the late Ed Haas, the wing is first tied in pointing forward and then, after the rest of the fly has been tied, is folded back to its normal position. This results in a wing that is essentially impossible to pull out and can also be adjusted as to how high it sits in relation to the body. The same technique can also be used with hackle tip wings.

Keep the amount of material in mind. Less is more. If you use too much hair the wing will be almost impossible to fold over. Ed's flies were almost delicate in appearance but they could outlast anything else on the river!

If you're planning a steelhead or salmon trip in the Pacific Northwest or Alaska, the Coal Car is not only a great fly to tie but one of **"The"** must haves in your fly box. It's also a great change of pace from all of those #18 and #20 emergers you've been tying...

MATERIALS FOR TYING THE COAL CAR:

- Hook: Daiichi, Partridge or Tiemco Salmon style with looped eye in sizes 10 to 3/0
- Thread: Primrose (pale yellow) 8/0 or 12/0 (I use Veevus 12/0)
- Wing: Black squirrel; natural or dyed
- Tag: Fine oval or round silver tinsel
- Tail: Black dyed rooster hackle
- Ribbing: Fine oval or round silver tinsel
- Body: REAR 1/3: 1/2 orange and 1/2 hot orange (vermilion) STS Trilobal
FRONT 2/3: black STS Trilobal and UV Ice Dubbing mixed
- Hackle: Black dyed rooster
- Head: Black or red thread



INSTRUCTIONS FOR TYING THE COAL CAR:

1. Review and perform the "Ed Haas Winging Technique" on page 16 of this month's edition. The graphics should help you to better understand the winging process. Once you finish Steps 1, 2 & 3, wind the thread towards the bend of the hook.

NOTE: As I stated in the introduction, the amount of material you choose for the wing will determine how easily it will fold back. Too much and you will have a **HUGE** head and the wing won't fold over easily. Err on the side of less rather than more. I like to think I am using about 25% less wing material than a traditionally tied-in wing.

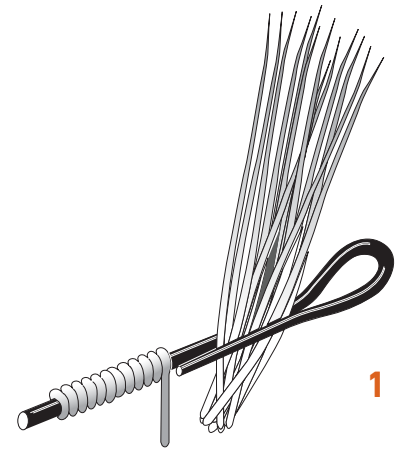
2. With the thread directly over the point of the hook like a plumb bob, cut off a three- to four-inch piece of silver oval or round tinsel and tie it in on the underside of the hook. Pull the oval gold tinsel back past the bend and place it in a material clip if you have one. Select a bunch of black dyed rooster hackle and tie it in as a tail—it should not extend past the bend of the hook.
3. Look at the shank of the hook and imagine it broken into three equal parts. Apply a small amount of orange dubbing to your thread and wind it onto the hook. It should occupy $\frac{1}{6}$ of the shank or one half of the rear one-third of the hook shank. Add some hot orange dubbing to your thread and wind it on covering the front half of the one-third hook shank. Mix equal parts of black dubbing like Hareline's STS Trilobal (ore even dyed black Angora goat) and black UV Ice Dubbing, apply it to your dubbing and wind it over the remaining two-thirds of the shank. The body should be thin but spiky in appearance and tapering slightly larger towards the head. I often make the dubbing quite thick and heavy near where the wing will be and then aggressively pick it out downwards allowing it to blend with the hackle.
4. Take the oval tinsel and wind three evenly spaced turns on the bare hook shank behind the tail. Continue with five even wraps around the hook

and tie it off at the headspace. Look at the example of the completed fly. Note how the wraps on your side of the hook correspond with certain parts of the body. The first turn lands where the orange and hot orange dubbing meet. The second turn is at the junction between the hot orange dubbing and the beginning of the black dubbing body. The remaining three turns divide the dubbing into roughly four equal parts. All five wraps need to be equally spaced between one another!

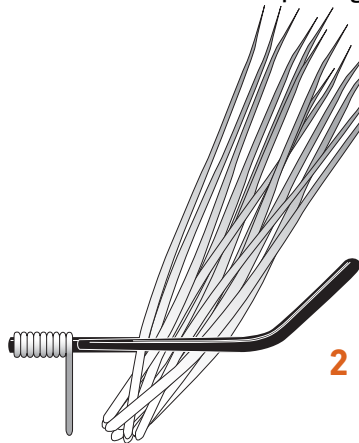
5. Select a black rooster hackle and fold the barbs to one side. You need to understand that rooster hackles are stiffer, but they are also shinier and more translucent—even black ones. The ideal hackles for steelhead flies (and Atlantic salmon flies) are from what is commonly called a Chinese Rooster neck or Whiting's American Rooster necks. If this is a technique you have not learned yet don't worry, just pull the barbs out perpendicular to the rachis. Tie the hackle by the tip and wind four to eight turns (depending on the size of the fly). For those who didn't fold the hackle be sure to pull the fibers back toward the bend after each wrap. A folded hackle requires practically no preening as the barbs will lay back over the body naturally. When the hackle is wound there should be only the slightest of gaps between the last wrap of hackle and the wing pointing forward.
6. If you would like the head in another color then now is the time to attach thread in the color you desire. Now, grab hold of the wing and fold it back over the body. Sometimes it helps to try to smash it down with your thumb and forefinger. Another technique is to fold back about one-third or one-half and throw a couple of thread wraps over them, then grab the next bunch. Continue until the entire wing is folded back. Firmly wind the thread up the base of the wing, forcing all of it into the desired position and angle. A higher wing in a heavy current will work a little better than a low wing and the opposite holds true in slower currents.

ED HAAS WINGING TECHNIQUE

This technique was developed by the late Ed Haas. The wing is first tied in pointing forward and then after rest of the fly has been tied, is folded back to its normal position. This results in a wing which is almost impossible to pull out and which can also be adjusted in how high it sits in relation to the body. The same technique can also be used with hackle tip wings. Here's how it's done...



1



2

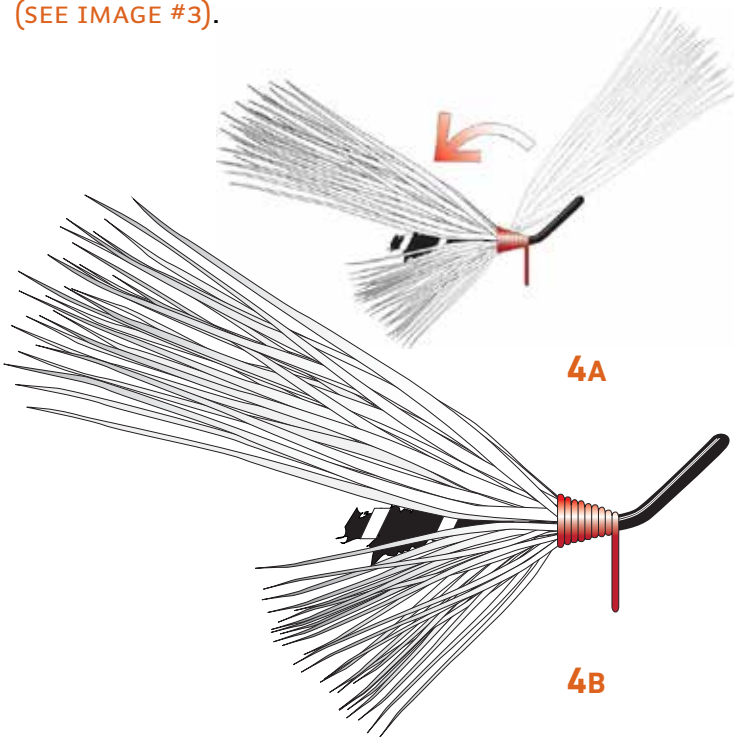
Attach the thread near the mid-point of the hook and wind forward to a point just before the end of the looped eye. Remove a clump of 20 to 30 hair fibers and remove most of the short basal hairs and fluff. Pass the hair between the shank and the loop of the eye and slide it forward into the head space. If you have difficulty squeezing the hair in between then you are using too much hair or the lacquer coating on the hook has clogged the space between and needs to be removed/cleaned out. The tips should be above the hook and tilted forward and the butt ends below and tilted back (SEE IMAGES #1 & #2).

While holding the butt ends and the hook securely, fold the wing back to measure its final length—it should not go past the bend of the hook. With the wing tilted forward, again secure the wing with a few tight wraps, trim the butt ends at an angle, and then wind the thread over the top of them back to the two-thirds point of the hook and tie the tag, butt, tail, body, ribbing and hackle per the instructions (SEE IMAGE #3).



3

Now, grab hold of the wing and fold it back over the body. Sometimes it helps to try to smash it down with your thumb and forefinger. Firmly wind the thread up the base of the wing, forcing it into the desired position. A higher wing in a heavy current will work a little better than a low wing and the opposite holds true in slower currents. When the desired wing height is achieved, wind forward, smoothing out the head and whip finish. Apply a drop of head cement and the fly is complete. If you would like the head in another color then attach thread in the color you desire or apply a lacquer to the head in a couple of thin coats (SEE IMAGES #4A & #4B).






4A

4B

Fly Tying Tip: Hackle Restraint

DAVE BOYER, MEMBER

Has anyone had issues with palmering hackle on a ramped thread base? (Photo #1, green is the thread, pink is the hackle/rachis). Ramps occur when bulkier material, hair wing in this case, is tied in before the hackle collar is palmered. Leaving your thread at the front of the hook and then wrapping, the hackle can slip down the ramp (photo #2). This gives your fly a loose collar, which is OK if that is what you want.



If you want a densely wrapped hackle, consider leaving the thread at the base of the wing, with or without a half-hitch (photo #3), then palmer the hackle and let the tread restrain the hackle and help prevent it from sliding down the ramp (photo #4). Doing this will increase the hackle density so your final collar is much more dense (photo #5 vs. photo #2).

Coal Car...Continued from Page 15

7. When the desired wing height is achieved wind forward, smoothing out the head, and whip finish. Apply a drop of head cement. Apply more head cement or UV curing resin forming the smooth and classic looking half-bullet shaped head. Now, go fish it!!!

FISHING

AMMO



HUNTING

ARCHERY

963 N. Main Street
Bishop, CA 93514

BISHOP, CALIFORNIA

PH (760)872-3000
FAX (760) 872-8000



New Trip Announcement

2020 and Early 2021 Season

BELIZE ❖ SASKATCHEWAN, CANADA ❖ TIERRA DEL FUEGO & SANTA CRUZ, ARGENTINA

New Destinations; New Experiences –

We are excited to announce 3 new destinations being added to 2020 – early 2021 season:

BELIZE RIVER LODGE, BELIZE

May 21-28, 2020 ❖ **\$4,575-6,325**

TARGET SPECIES: Tarpon, Permit, Bonefish, Snook
7 nights ❖ 6 days of fishing ❖ including 2 nights in Long Cay Outpost Lodge
Single Lodging and Single Guide options available
6 rods available

LAWRENCE BAY LODGE, NORTH SASKATCHEWAN

July 2-9, 2020 ❖ **\$4,900**

TARGET SPECIES: Northern Pike
7 nights ❖ 6 days of fishing
8 rods available

TWO PATAGONIA TRIPS IN 2021

Estancia Maria Behety, Tierra Del Fuego, Argentina

January 2-9, 2021 ❖ **\$6,600**

TARGET SPECIES: Sea-Run Browns
7 nights ❖ 6 days of fishing
8 rods available

ESTANCIA RIO CAPITAN, ARGENTINA

January 9-16, 2021 ❖ **\$5,900**

TARGET SPECIES: Rainbows
7 nights ❖ 6 days of fishing
6 rods available

As many of you requested, we are letting you know about these trips far in advance. Please let us know if you would like to reserve a spot or would like more information about any of the new trips mentioned here.

Calendar of Events

December

2	Monday	7:00 PM	Board of Directors Meeting
3	Tuesday	7:00 PM	Beginning Fly Tying
4	Wednesday	7:00 PM	Fly Tying Forum
5	Thursday	7:00 PM	On the River Clinic Classroom #2 with J. Libeu
7	Saturday	7:00 PM	Venison Stag
10	Tuesday	7:00 PM	Beginning Fly Tying
11	Wednesday	9:00 AM	Conservation Team at San Gabriel
		7:00 PM	Fly Tying Forum
12	Thursday	7:00 PM	On the River Clinic Classroom #3 with J. Libeu
14-15	Weekend		On the River Clinic with J. Libeu: Field Trip
17	Tuesday	7:00 PM	Beginning Fly Tying
18	Wednesday	12:00 PM	Nooner Lunch
		7:00 PM	Fly Tying Forum
28	Saturday	9:00 am	Pre-trip: Lower Owens #1, #2, #3

January

2-5	Week		Lower Owens #1 w/ Yash Iseda
6	Monday	7:00 pm	Board of Directors Meeting
7	Tuesday	7:00 pm	Beginning Fly Tying
8	Wednesday	9:00 am	Conservation Team at San Gabriel
		7:00 pm	Fly Tying Forum
11	Saturday	8:00 am	Pond Cleaning
14	Tuesday	7:00 pm	Beginning Fly Tying
15	Wednesday	12:00 PM	Nooner Lunch
		7:00 pm	Fly Tying Forum
18-19	Weekend		LBCC Open Spey Casting Tournament
21	Tuesday	7:00 pm	Beginning Fly Tying Class
22	Wednesday	12:00 PM	Fly Tying Forum
23	Thursday	7:00 pm	Monthly Meeting: TBD
28	Tuesday	7:00 pm	Beginning Fly Tying Class
29	Wednesday	7:00 pm	Fly Tying Forum
30-Feb 2	Week		Lower Owens #2 w/ John Lincoln

February

3	Monday	7:00 pm	Board of Directors Meeting
4	Tuesday	7:00 pm	Beginning Fly Tying
5	Wednesday	7:00 pm	Fly Tying Forum
11	Tuesday	7:00 pm	Beginning Fly Tying
12	Wednesday	9:00 AM	Conservation Team at San Gabriel
		7:00 pm	Fly Tying Forum
15-16	Weekend		Southwestern Tournament
18	Tuesday	7:00 pm	Beginning Fly Tying Class
19	Wednesday	12:00 PM	Nooner Lunch
		7:00 PM	Fly Tying Forum
25	Tuesday	7:00 pm	Beginning Fly Tying Class
26	Wednesday	7:00 pm	Fly Tying Forum
27	Thursday	7:00 pm	Monthly Meeting: TBD



JUNKYARD SPEY



WWW.OLDMOEGUIDESERVICE.COM • 435-885-3342



www.bobmarriotts.com
info@bobmarriotts.com
 2700 W. Orangethorpe Ave.
 Fullerton, CA 92833

GOING GREEN...

We now offer a full service Equipment Recycling Program that saves resources... and puts some "green" on an account for you here at the shop!

www.bobmarriottsflyfishingstore.com/going-green

Store (714) 525-1827 Travel (714) 578-1880



YOUR FLY FISHING DESTINATION
& RESORT OUTFITTER

FLY FISHING EXCURSIONS • CLASSES
PRIVATE INSTRUCTIONS

(310) 749-6771

3901 Brayton Ave., • Long Beach, CA 90807 • www.spfadventures.com



hotel CURRENT

NIA ENG
DIRECTOR OF SALES

5325 e. pacific coast highway • long beach, ca 90804
 direct 562.597.1341 x 117 • facsimile 562.597.8741
nia@hotelcurrent.com • www.hotelcurrent.com