

Inside

- ❖ Fly of the Month: Doug's Stacked Baetis
- ❖ Club Trips for 2019, First Half of 2020
- ❖ Three Month Calendar

Highlights

- Page 6: LBCC Spey Casting Tournament Results
- Page 8: Montana...Big Sky Country Doesn't Disappoint!
- Page 14: It's Beginning to Look a Lot Like the Venison Stag

Target Talk

NEWSLETTER OF THE LONG BEACH CASTING CLUB, ESTABLISHED 1925

NOVEMBER 2019

WWW.LONGBEACHCASTINGCLUB.ORG

Leader's Line...

Tie on a Streamer

COLIN KUMABE, PRESIDENT

On your next fishing trip try a streamer. Often fish will take a streamer when they stop taking your dry fly, wet fly or nymph. When the fish stop eating the hatching insects, they are still in the water. Try something different and you may catch fish while everyone is heading back to their cars. When I first joined the club, Allen Rohrer gave me a tip to fish the Owens River. He waited until the late evenings to "get my broom handle to cast a big fly (Look for Allen Rohrer's photos in the clubhouse and his name on trophies)."

I can't say that I used a broom handle, but I often stop and cast streamers before leaving the stream.

Trout will strike a streamer because of:

- ❖ Hunger
- ❖ Curiosity
- ❖ Anger
- ❖ Playfulness

When the hatch stops, then what are the trout doing? Trout may then strike for any of these four reasons.

In the Club's Beginning Fly Tying Class, we learned to tie four essential streamers: the Muddler Minnow, Woolly Bugger, Clouser Minnow and Matuka. Feathers and hair on these streamers create the illusion of movement, but what is needed to encourage anger, curiosity or playfulness in a trout?

Fishing these streamers in moving water involves trial and error. Cast the streamer across the current,

then allow the streamer to drift downstream before beginning to strip. Remember to keep in mind that every strip makes the streamer jerk or dart; this is especially true when crossing water moving at different speeds. Each cast can result in different action on the streamer.

Repeat the same cast, then begin stripping sooner and possibly with a different speed or rhythm. Sometimes, stop stripping and twitch the rod tip before resuming stripping. Move to a few feet upstream or downstream if there are no signs of the fish.

So, the next time you are fishing and the hatch stops, tie on that big ugly streamer. Who knows, the trout may be hungry, curious, angry or playful. Good casts allow your streamer to be in the right spot and cover more water.

Practice your casting at the Pond. Better casts result in efficiently fishing streams or lakes. See you at the Pond!

Club Trips for 2019 and... the First Half of 2020

ART DAILY, 2ND VICE PRESIDENT

TRIP DATE TRIP & LEADER

Nov. 9-12	Redding, California w/ Marc Bonvouloir, Pre-Trip: Nov. 2, 9:00 AM
Jan 2-5	Lower Owens #1 w/ Yash Iseda, Pre-Trip Dec. 28, 9:00-Noon
Jan 30-Feb 2	Lower Owens #2 w/ John Lincoln, Pre-Trip Dec. 28, 9:00-Noon
Mar 5-8	Lower Owens #3 w/ Dan Rivett, Pre-Trip Dec. 28, 9:00-Noon
Apr 11-12	Kelsey Bass Ranch, TBD w/ Mick Woodbury, Ranch has sold trip TBD.
Apr 26-May 1	Green River, Utah #1 w/Yash Iseda, Pre-Trip April 18, 2020, 9:00-Noon
May 3-8	Green River, Utah #2 w/Colin Kumabe, Pre-trip April 18, 2020, 9:00-Noon
May 10-15	Green River, Utah #3 w/ Paul Burgner, Pre-Trip April 18, 2020, 9:00-Noon

Trip deposits for trips that are 'double occupancy' and require deposits in advance are non-refundable. Should you need to cancel your reservation, your deposit money will be refunded if another club member replaces you.

Trip location, dates and pre-trip workshops are subject to change, so monitor Target Talk or the web calendar for the latest information. If you would like to be a stream keeper and need help organizing a club trip, let me know. Please contact me if you have any suggestions for a trip or any questions at dailya42@yahoo.com.



Got Photos?

If you have a great photo that would be of interest to your fellow members send it along to our Social Media guy, Tom O'Brien. It just might end up on Facebook or Instagram! Send 'em to Tom at: obrien579@yahoo.com

OFFICERS

PRESIDENT

COLIN KUMABE
(562) 221-9418

1ST VICE PRESIDENT

STEVE JONES
(562) 682-7920

2ND VICE PRESIDENT

ART DAILY
(714) 335-4628

CO-CAPTAINS

MARK FLO: (562) 420-8121
MIKE IVY: (714) 720-6599

MEMBERSHIP SECRETARY

WAYNE SAKAGUCHI
(714) 264-2135

TREASURER

TOM MCGIVERN
(310) 947-4212

CORRESPONDING SECRETARY

BRAD LANDON
(714) 323-0586

FACILITIES & POND

STEVE HIGASHI
(562) 508-8219

SENIOR DIRECTOR

DAN RIVETT
(562) 431-2738

JUNIOR DIRECTOR

YASH ISEDA
(562) 596-7766

TARGET TALK EDITOR

ROB PETERSON
(310) 963-2515

Frank Burr on Heritage Trout and Tenkara

STEVE JONES, 1ST VICE PRESIDENT

Have you ever heard of the Heritage Trout Program? We're going to learn about it from our November speaker. Frank Burr specializes in golden trout and other Heritage Trout species and knows a lot about the California Heritage Trout Program.

The last Thursday of November is Thanksgiving, so our club meeting will be the third Thursday of the month, which is November 21.

Frank learned about fly fishing and fly tying in summer school at the age of seven, along with Tenkara fishing, in Japan in 1970. A native of Southern California, Frank fly fishes throughout the state. Although trout is his favorite species, Frank will fly fish for any species just to get in a day of fishing.

Frank has worked in the fly fishing industry for the past six years for Orvis and now for Snowbee USA. Frank is also a fly fishing instructor and guide specializing in golden trout and others in the Heritage Trout Species.

The Wild Trout Program was started by the California Fish and Game commission in 1971 and was expanded in 1998 to include the California Heritage Trout Program. Its mission is to protect and enhance California's heritage and wild trout resources, while providing opportunities for high quality wild trout angling. The goals of the program include:

- ❖ Manage designated Heritage and Wild Trout Waters.
- ❖ Each year, recommend new waters to be designated as wild trout fisheries to the commission.
- ❖ Protect and restore native trout and their habitats.
- ❖ Conduct research and evaluate angling regulations.
- ❖ Engage the public.



Frank's program will also include the history and techniques of Tenkara fishing.

I hope you are as excited as I am to learn about the Heritage Trout Program and Tenkara fishing! Bring your family and friends to our meetings. Our monthly meetings are a great place to introduce people to the Club. See you there on Thursday, November 21!

New Club Members

WAYNE SAKAGUCHI,
MEMBERSHIP SECRETARY

The Board of Directors approved these new members at the last Board Meeting:

- ❖ Will & Rod Raschke
- ❖ Mitchell & Nina Quaranta
- ❖ David Poppleton
- ❖ Rob Pool
- ❖ Kathleen Wahi
- ❖ Bart Johnson
- ❖ Norm Larson

Please greet and welcome our new members at the club's next monthly meeting. Here's wishing them a lifetime of healthy hatches and tight lines. **Members: if you see visitors at our club meetings, let's make them feel welcome and inform them of the activities we have to offer!**



It's Full on Summer IN THE EASTERN SIERRA!!!

Crowley Lake is California's premier trout stillwater fishery. The summer bite is strong, and the views on the lake can't be beat.

**Give me a call if you'd like to book a trip for the lake. Chris Leonard - 818.288.3271
I offer half-day and full-day trips. Moving waters as well as Crowley Lake.**



Fly Fish the Trinity and Lower Sac Rivers with LBCC

THE FLY SHOP

ADDRESS: 4140 Churn Creek Rd, Redding, CA 96002

HOURS: Closes at 6:00 PM

PHONE: (530) 222-3555 **E-MAIL:** info@theflyshop.com



RED LION HOTEL

1830 Hilltop Dr, Redding, CA 96002

Phone: (530) 221-8700

Join the Club as we venture north to Redding, California to fish the Trinity River & the Lower Sacramento River for steelhead and trout. We will be fishing out of 'The Fly Shop' in Redding, for two days of fabulous Northern California Fly Fishing. Details are as follows:

WHEN: November 9–12, 2019. We arrive on Saturday and depart on Tuesday.

COST: Total cost of the trip is **\$650.00** per person, double occupancy.

PAYMENT Anglers pay **THE FLY SHOP** and **RED LION HOTEL** directly as follows:

SCHEDULE: The total amount due to **THE FLY SHOP** of **\$475.00** is due no later than **September 15, 2019**. The total amount due to the **RED LION HOTEL** of **\$175.00** will be due on checkout.

INCLUDES: 3 Nights lodging and one day drift fishing on the Trinity River and one day drift fishing on the lower Sac. Lunch and drinks included on drift days.

NOT INCLUDED: **Meals, fishing license, steelhead card and alcoholic beverages.**

LODGING: We will stay at the **RED LION HOTEL**. Call Marc as he will make hotel reservations for the group.

SCHEDULE: On Sunday, November 10 we will meet the guides at Holiday Market in Weaverville, for a full day float/wade on the Trinity River. On Monday, November 10 we will meet the guides at the Sundial Bridge to float/wade the Lower Sacramento River.

GEAR: For the Trinity 6 to 8 wt. rods; Lower Sac 5-6 wt. rods. Fishing license and a steelhead card (\$ 7.50) are required. Be prepared for all types of weather.

MORE: Go early or stay later on your own. Questions or to get on the interest list contact Marc Bonvouloir ASAP @ mrmlb21@gmail.com. Must be a club member.



A Clarification on Last Month's Note from your Club Librarian

ART STRAUSS, MEMBER

Sorry, but I have to add a clarification for LBCC members to access the on-line library (to view/check-out books only...please do not attempt to add/delete/edit books).

To log-in use: <https://lbcc.libib.com/>. Contact me at astrausmd@gmail.com if you want to be listed as a Patron. This will provide you with a UserID and unique barcode. Once you are set-up as a Patron, then you can check-out a book by clicking on your name under the Patron listing, then clicking on "1 copy ... 2 copies, etc)" to complete the process.

We are asking you to stop using the old card system as it is out-of-date. If you have books that need to be returned, please leave them in the club with a note. Thanks for your patience as we update the library for the 21st century.



Captain's Corner

MARK FLO AND MIKE IVY, CO-CAPTAINS

The Spey Casting Tournament was a big success! Results and individual scores are on Page Six of this month's Target Talk. We'll be having Club Casts on November 3 and November 17, so come on down. Also, please note that we'll be having "unofficial" casting on most Tuesdays, so why not come on down for that too. You will probably have some company.

In appreciation for the many years of support,

Bob Marriott's is pleased to give 2% of all Long Beach Casting Club member purchases back to the club. This store credit can be used by the club for raffle prizes or toward other product purchases that will help enhance and benefit club activities. When purchasing from Bob Marriott's, please be sure to mention that you are a LBCC member to help ensure a percentage of your sale will go back to the club.



2019 LBCC SPEY CASTING TOURNAMENT RESULTS

OPEN DIVISION

1 st	David Ross	549'
2 nd	Mike Ivy	546'
3 rd	Ken Sandstrom	431'

NOVICE DIVISION

1 st	Rix Gano	446'
2 nd	Tom Olson	425'

SENIOR DIVISION

1 st	Ken Henderson	396'
2 nd	Howard Uller	378'
3 rd	Bob Kumamoto	372'

BEGINNER DIVISION

1 st	Art Daily	257'
-----------------	-----------	------

Anyone...? Bueller...? Training Session Coming up for: Trout in the Classroom

BOB ALLEN, MEMBER
COLIN KUMABE, PRESIDENT

To all interested Club members and friends, first let us express our appreciation for your interest in the **TROUT IN THE CLASSROOM** program. It is only by the volunteers that step forward and assist with the many programs of the Long Beach Casting Club that we are able to make a difference in our communities. Included in the August Target Talk there is an article that further explains the mission of the partnership of our Club, California Department of Fish and Wildlife and of course the Long Beach Unified School District. Take a moment and look it over: www.longbeachcastingclub.org, you can also access the Club on Facebook. So what is the next step?

Saturday, November 9th: the Club will host a training session for all volunteers and participating teachers, to be conducted by Jennifer O'Brien, leading to certification. It starts at 9:00 am and ends around noon, with lunch provided by the Club. We will have an opportunity to again showcase our many talents and abilities as a sponsoring club. This will be a wonderful opportunity to develop a relationship with partnering teachers and better understand their possible needs and abilities [Editor's Note: see October 2019 issue of Target Talk for a flyer with all the details-Rob].

Once this timeline is completed we will be moving into the winter program where the aquariums, equipment, curriculum and trout eggs will be delivered to the schools of participating teachers and we are off and running for the next seven weeks, culminating in a trout release day activity. More on this phase soon.

We're anticipating an exciting and rewarding experience as we move forward with this program.



Vicki Arreguin
Director of Sales
dos@goldensailshotel.com

Golden Sails Hotel
6285 East Pacific Coast Highway
Long Beach, CA 90803
P: (562) 596-1631
D: (562) 594-0210
Reservations: (800) 762-5333
goldensailshotel.com

Thanks, Pond Crew!

STEVE HIGASHI, FACILITIES & POND

Thank you to the following members who turned out Saturday, September 28, to clean and wash our club's casting pond:

- | | |
|-------------------|-----------------|
| ❖ Rix Gano | ❖ Mark Flo |
| ❖ Jeff Long | ❖ Ken Henderson |
| ❖ Conley Dees | ❖ Howard Uller |
| ❖ Robert Mayfield | ❖ Ron Sakoda |
| ❖ Tom Groseclose | ❖ Michael Frame |
| ❖ Brad Landon | ❖ Richard Harms |
| ❖ Keith Cassford | ❖ Preston Barr |
| ❖ Nick Ryan | ❖ Joe Kalohi |
| ❖ Colin Kumabe | ❖ Alan Sasai |
| ❖ Yash Iseda | ❖ Mike Ivy |
| ❖ Steve Jones | ❖ Norm Riggs |

Three times a year our club holds a raffle prize drawing as a way of thanking those who participate in pond cleaning, maintenance, clubhouse cleaning (scheduled for November and December in preparation for the Venison Stag Dinner) and service projects to our club.



Joan K. Green, CPA
joan@GreenZahn.com

1700 East Pacific Coast Highway • Seal Beach, CA 90740
p 562.799.4440 877.838.3299 f 562.799.4441 www.GreenZahn.com

Member American Institute of Certified Public Accountants • California Society of Certified Public Accountants

Big Sky Country did NOT Disappoint!

MICK WOODBURY, PAST PRESIDENT

The Club's September exploratory trip to Western Montana only scratched the surface. With 400 miles of rivers and streams within two hours of Missoula, three days of fishing just couldn't begin to cover it all. But what we saw, caught and experienced was primo.

BITTERROOT RIVER: a winding, shallow, cobblestone-laden stream offers plenty of fish and great scenery. Fished from rafts with excellent guides from Freestone Fly Shop, it produced well with hopper/dropper setups and with dries. The river gave up some nice fish both drifting and wading.

Water flows were down to the 300 cfs range so a couple of short portages were necessary which only added to the adventure. Cuts, rainbows and cut bows were prevalent with a mixing of browns throughout in the mix of runs, riffles, pools, flats, gravel bars, braids and channels.



New club member Mark Angelo with a Bitterroot Cuttie.

CLARK FORK RIVER: though it's much larger than the Bitterroot and ran at about 1,700 cfs, the competent Clark Fork guides and drift boats from Dixon Adventures in Missoula kept us on fish all day. This is another don't-miss experience. Hopper/dropper and dries filled the day and both worked well as conditions changed. An added treat was Jackie Blue, the guide dog who added her own "fish-whisperer" magic.

This is big rainbow and brown water with spectacular scenery. In the major rivers in Montana, stocking was stopped in the 1970s. Most rivers are naturally self-sustaining and the trout are wild and hot.



Drifting on the Beautiful Clark Fork of the Columbia River.

LODGING: If you're thinking about a couple's trip, this is the place. Two or three couples could stay at Arrowleaf very reasonably and enjoy top-notch accommodations. With hot tub, lots of spacious rooms



Arrowleaf Guest House
Victor, Montana.


and outdoor grill, it's beautifully furnished and has a top-of-the-line kitchen. This ain't no typical fish camp. The ladies would love it (our guys sure did!).

GRUB: traveling south from Missoula, and just a few miles from the house, you pass a grocery store as nice as anything you could ever want. There is no reason to rough it. There is also a steak house nearby and you won't want to miss Cowboy Troy's for great burgers, excellent pizza and local color.

STILL TO EXPLORE: the Blackfoot River where **A RIVER RUNS THROUGH IT** was filmed and the Big Hole River are still on the list to be checked out. No dates have been set yet for next year; we're still savoring the memories.



Mick gets a Clark Fork Cutbow.



Lower Owens January, February and March!

YASH ISEDA, PAST PRESIDENT

It's that time of year again to start preparing for our annual trips to Bishop to fish the Lower Owens.

In past years we've been hindered by weather, water flow and the Super Bowl. For those who've endured, the trips have been worth it. We always have great fun. Many members have been adventuresome and rented snow shoes to fish Hot Creek and the Upper Owens.

The January trip is scheduled for January 2–5. Plan ahead for your accommodations. We meet for dinner each night: Thursday at Amigos, Friday at Yamatani and Saturday at the Pizza Factory at 6:00 PM. After dinner we gather at the Creekside Lobby for a social hour.

If you're new to the club and need help, meet members at the campground on Chalk Bluff Road on Saturday at about 8:00 AM. You'll be matched with a club member to fish the river. We also meet again at noon for lunch provided by Dan and Yash at the campground.

On Saturday, December 28 there will be a workshop at 9:00 AM at the club. It will cover all information you will need for the trip to the Lower Owens. There is also a handbook on our website. Under "**LINKS**", click on "**CLUB TRIPS**", find "**LOWER OWENS #1, JANUARY 2–5, 2020**", then click on "**Details**" and you will find the handbook. See you on the river!

Fly Tying Is An Essential Skill

**SCOTT DAVIDSON,
BEGINNING TYING CLASS COORDINATOR**

Fly fishing primary consists of three questions: How to cast? Where to cast? And what to cast?

"How to cast" a fly and fly line is the preeminent skill because a fly that isn't in front of a fish is just a pretty hook. Those skills are taught in the club's awesome fly-casting classes. With some practice you will learn five or more different casts to help you get that fly into the water.

"Where to cast" is taught in our **"ON THE RIVER"**

clinics and is important because 90% of the fish are in 10% of the water.

That leaves "What to cast?" and that knowledge is essential. So how do you learn it?

You can read a bunch of books. You can watch 1,000 videos on YouTube. Or you can take entomology (study of bugs) classes. But it is hard to learn it on your own.

I have one book with over 3,600 fly patterns for trout. There are thousands more for bass, pike, bonito, bonefish, etc. etc. How can anyone remember all of that?

The answer is "You can't!" Instead you must learn the language of fly tiers so you can quickly and assertively

WHAT IS THE DIFFERENCE BETWEEN THESE...



...AND THIS?



The LBCC Beginning Fly Tying Class and You!!!!

Join us for a winter semester of basic fly tying!

Open to everyone, you do not need to be a member of LBCC to join us for this class.

Tuesday Evenings 7:00 PM Start, 6:30 PM Set up

October 22, 2019, to March 3, 2020

This winter, don't complain about the rain; join us and up your fishing game!

Check out our class page for more info

sort through all of those thousands of patterns to find just the right one for your next trip. How do you learn that language? Simple: by attending the most incredible and exciting fly tying class offered in California.

Spend this winter learning to tie flies. Join us on Tuesday nights and give your fly fishing game a major boost. Learn techniques such as flattening thread, dubbing bodies, splitting tails, spinning hair, posting wings and about 20 other basic fly tying skills.




ROYAL WULFF

You will learn the language and gain the skills. At the end you will be more confident in the fly shop and on the water, you will be better able to talk to others about the patterns you use and why and you will have spent the winter upping your game instead of crying about the rain. Come join us on winter Tuesdays!

Email Scott Davidson at lbcflytyingclass@gmail.com with any questions or to get on this years' mailing list.



ADAMS



Beginning Fly Tying Schedule

Introduction to Class, Tools and Materials

October 22, 2019

Techniques and Tips

October 29, 2019

The Ant (Wet Fly, Terrestrial)

November 5, 2019

Soft Hackle (Wet Fly, Emerger)

November 12, 2019

Boss (Steelhead)

November 19, 2019

November 26- No Class

Scud (Nymph/Crustacean)

December 3, 2019

Gold Ribbed Hare's Ear (Nymph)

December 10, 2019

Pheasant Tail (Nymph)

December 17, 2019

Dec. 24, Dec. 31 - No Classes for Holiday Break

Clouser Minnow (Bass/Saltwater Streamer)

January 7, 2020

Crazy Charlie (Saltwater Fly)

January 14, 2020

Woolly Bugger (Wet Fly/Streamer Fly)

January 21, 2020

Muddler Minnow Day One (Streamer Fly)

January 28, 2020

Muddler Minnow Day Two (Streamer Fly)

February 4, 2020

Elk Hair Caddis (Dry Fly)

February 11, 2020

Adams (Dry Fly)

February 18, 2020

Parachute Adams (Dry Fly)

February 25, 2020

Royal Wulff (Dry Fly)

March 3, 2020

PLEASE SAVE THE DATE!

Saturday, November 16th, 5 to 9pm

hosted by

patagonia®

SANTA MONICA

FOR THE LOS ANGELES FILM PREMIERE OF


— F I N D I N G —
JOE → BROOKS



plus **BROOKS, BOURBON & BARBECUE**

**A FUNDRAISOR PRE-PARTY TO SUPPORT
THE JOE BROOKS FOUNDATION & CASTHOPE!**





15% Discount from Chao Hang & Aventik

PAUL BURGNER, MEMBER

Chao Hang of Aventik is offering all LBCC members a **15% discount** on the below products. To take advantage of the offer, go to the club Web page and click on Sponsors. Then click on (Aventik). The Aventik (Amazon) page will come up. Type the ASIN # in the search area. Example (ASIN B079NBK9L4). The product will come up.

When checking out use code NVOSOE6H for the discount. The list and code will change from time to time, and we'll list it in the current Target Talk.

Items for this Month:

- ❖ Fly Tying Trash Tray ASIN:B07WLW48GS
- ❖ FlyTyingToolCaddy Red ASIN:B07GP17DSL
- ❖ 3 in 1 Classic Wooden Fly Tying Tool Caddy ASIN:B07VL72WYG
- ❖ Thick Thin Flew+UV Power 395nm Zoomable Pen Light ASIN:B07D2C37TX
- ❖ New Midge Mosquito Jacket ASIN: B07WCLNGDJ
- ❖ EVA Foam Fly Box ASIN:B07T87ZR2S
- ❖ Sinking Tip Fly Line Black/orange, ips3-4 6fs ASIN:B07KWKNBYX
- ❖ Aventik Fly Fishing Box 2pcs-H06128C ASIN: B07VG7C8RJ

On the River Clinic

JOE LIBEU, PAST PRESIDENT

As part of the Long Beach Casting club's continuing education, join us for three nights of educational experience geared to individuals who wish to gain overall fly fishing knowledge. You will be introduced to the equipment needed, entomology, stream structure, casting applications, short and long line presentation, reading the water, fly selection, how to organize your fly box and basic knots.

We will then take the knowledge you have gained and apply it to a Lower Owens weekend outing where you will receive individual instruction from river-wise instructors.

CLASSROOM DATES:

November 14, December 5 and 12
(Thursdays 7:00 PM–9:00 PM).

LOWER OWENS OUTING DATE:

December 21–22, 2019

The On the River Clinic is led by Past President Joe Libeu who is a licensed guide, Master Casting Instructor and owner of Sierra Pacific Fishing Adventures. Joe has been fishing the Lower Owens since 1975 and considers this watershed to be his home waters.

The clinic is for beginning club members only.

Please call Joe Libeu at 310-749-6671 or email him at Fishlgf@ix.netcom.com for additional information.




The Venison Stag: Our Annual Holiday Dinner

STEVE JONES, 1ST VICE PRESIDENT

Believe it or not, it is time to start thinking about one of our club's most important and enjoyable social events of the year. Is the Venison Stag Holiday Dinner on your calendar? If it is not, we hope that you and your spouse or family members block out this date. Especially for those who have not attended one before! This year's event will be held at our club house on Saturday, December 7th with a Social Hour beginning at 6:00 PM and followed by Dinner at 7:00 PM.

This is a great opportunity to sit down to a tasty prime rib dinner with friends before the hectic holiday season



starts. The Stag is our big social event. We don't have any formal speeches. It is a great time to spend with family and friends. The price is only \$20.00 for adults and \$6.00 for children, and \$25.00 at the door. Unfortunately, because of our growing membership, we can only accommodate those without reservations if there is room.

We always appreciate those who volunteer to help with some aspect of the dinner, whether it is the decorating, kitchen work or cleaning. It takes an army to pull this off. I am recruiting help; new members, this is your opportunity to get involved and your opportunity to get to know the members of our club.

I'll need volunteers for two Saturdays, November 23rd and November 30th, for clubhouse cleaning such as washing all of the light fixture lenses, dusting, washing windows, mopping floors, washing all of our dishes and silverware, etc. We will also need a crew on December 7th to do the last minute decorating, cleaning and table setting. We will also need those who are willing to help with the meal preparation and serving. Finally we will need a clean-up crew for washing dishes and clean-up after the festivities



VENISON STAG RESERVATION



Saturday, December 7, 2019 ❖ Social Hour: 6:00 PM ❖ Dinner: 7:00 PM

Reservations are due by November 20, 2019

Name: _____

I will attend the Venison Stag on Saturday, December 7, 2019

I will bring _____ adults. Total number _____ @ 20.00 = _____ Total Enclosed:

I will bring _____ children. Total number _____ @ 6.00 = _____ = _____

☐ Yes, I would like to help!

Please call me at this telephone number

() _____ - _____ . (cut out and return by 11-20-2019

MAKE CHECKS PAYABLE TO:
Long Beach Casting Club
AND MAIL TO THE ABOVE AT:
P.O. Box 90035
Long Beach, California 90809-0035


have concluded.

Please email me at sjones@austinjonescorp.com or call me at (562)682-7920 or see me at one of our events to sign up for some of these work projects. We will have a volunteer raffle this year. For every hour worked you may fill out a ticket for a prize.

We need to get a headcount for this year's dinner. In years past we have prepared for 100 and only 60-70 participated. This year we will have a deadline of November 20th for reserved ticket sales. We will order dinners for the number of members that sign up as of November 20th plus and additional 10% for late commers who will have to pay a non-reserved ticket price of \$25.00. The key here is to make your reservations early.

On the previous page of this month's Target Talk, you will find a registration form that you can fill out and return in an envelope via mail with your cash or check, or you may give it to any board member, who will place it in the treasurer's secured drawer. Checks should be made out to 'The Long Beach Casting Club' and noted 'Venison Stag'. I will also post a reservation sign-up in the clubhouse.

Be sure to reserve your place and come and enjoy this wonderful event.



Fly Tying Tip: Bodkin Cleaner

DAVE BOYER, MEMBER

Recently, while I was tying with a group at the local fly shop, one of the tiers used some super glue on a bodkin to finish the head of his fly, which I also do regularly. But once done, he let the glue sit on the bodkin and harden, which messes up a good bodkin.

Consider using some steel wool to clean off the bodkin. I place a small amount in one of my Renzetti tool holder holes (see photo). Then I stab the bodkin into the steel wool, to clean off the bodkin and to have a convenient location to store more than one bodkin at a time.



If you do not have a tool holder, you can take an old 35mm film canister, or similar (pill container in photo), and fill with steel wool. Makes a great tool to keep your bodkins clean. You can acquire non-soaped steel wool through a hardware store in the paint department. I find the medium or coarse steel wool to be the best for "scraping" off adhesive or super glue residue.



Fly of the Month: Doug's Stacked Baetis

JOHN VAN DERHOOF, EDITOR

I have to admit it. I have a favorite fishing place on this planet. I have fished all over (well certainly not as much as Libeu) but yeah, I have fished fresh and salt. Alaska and Mexico. Montana and Christmas Island. Costa Rica and limestone creeks in Pennsylvania. I also have favorite areas: our own Eastern Sierra ranks number Two on my list and the rivers and lakes in the Yellowstone region are ranked number Three. Still sitting out there in the Number One spot is the Green River, Utah!

I usually go in the springtime and at that time it's nymphs and a really fun BWO hatch. Nymphs, emergers and dries all day and everyday. Fly size is small—anywhere from a #16 nymph down to a size 24 dry. This last spring while fishing with my favorite guide on the river, Doug Roberts, owner of Old Moe Guide Service, I fished a Hackle Stacker style fly for the first time in years. It floated, it was very visible and dang, it worked! So here is my turn to share it.

Now I learned how to tie Hackle Stackers 25 years ago from the originator himself, Bob Quigley. I enjoyed tying them for a while because they were a novelty but I was not fishing them as much as I should have back then and their charm wore off. They took more time to tie and I, frankly, didn't see the need. Well I'm back in the hackle stacker fold now. They fish just like my favorite all 'round fly: the Sparkle Dun. The way the hackle lays out around the thorax gives the fly remarkable floatability even in slightly rougher water. Their appearance on the water certainly fools fish with that low profile and the hackle makes a great impressionistic foil of legs vs. wings.

Of course I have used this pattern very effectively on the Green River but the Madison, Hot Creek, the Upper and Lower 'O' and a variety of other smaller waters would all prove prime waters for its use. Of course, you can also tie this pattern in other mayfly imitations like a PMD, Trico, Tiny Western Olive, Mahogany Dun and more. But really, the greatest thing about the Doug's Stacked Dun is the dang thing works. Tie up a bunch and take 'em out for a test drive the next time you go fishing.

MATERIALS FOR THE DOUG'S STACKED BAETIS:

- Hook: Tiemco 9300, 100 or 101 dry fly hook in sizes 16 to 20 or your favorite brand's standard, or 1X heavy dry fly hook.
- Thread: Veevus Dark Olive 12/0.
- Shuck: Claret or Brown Zelon or Darlon.
- Body: Dark olive dubbing dressed thin.
- Ribbing: Chartreuse extra small Ultra Wire.
- Hackle: Medium dun or rusty dun hackle (bluish gray).
- Thorax: Peacock Ice Dubbing.
- Head: Dark Olive tying thread.



DOUG'S BAETIS HACKLE STACKER
(BLUE-WINGED OLIVE)

HOW TO TIE DOUG'S STACKED BAETIS:

1. Place the hook into the vise and attach your thread at the head space, and wind down to the end of the shank. Select a small clump of claret or brown Zelon or Darlon (I use Darlon because it has a huge range of colors available and is usually straighter and finer textured). Tie in the shuck. The length should be about the length of the body—not including the thorax. I also like to feather and taper the ends of the shuck so it is not cut off straight and flush like a paint brush.
2. Tie in your chartreuse wire ribbing, low and on the near side of the hook. Tying it in this location is best for reverse wound ribbing, as it will start right at the end of the body without creeping halfway up the far side. For ribbing wound in the conventional direction, tie it in low and on the far side of the hook.
3. Apply dubbing to your thread and wind forward to the thorax. Now wind the ribbing in the reverse direction evenly to the thorax and tie off. A good practice is to learn to "wiggle" off the excess wire by pinching at the tie down spot and, yes, wiggle the remaining wire until it breaks off. This will leave no sharp edges on the wire that will cut your thread, and will add years to the life of your poor scissors.
4. Time to create the hackle stacker... Start by holding the index finger of your "off" hand over the hook shank about four to six inches away. Right at the juncture between the body and thorax, wind your thread up and over the top of your finger and then one or two times around the hook shank. Now,, do this one or two more times until you have two or three four to six inch loops above the hook shank. The turns around the shank will help keep the large loop from being pulled smaller as you create the next large loop.
5. Select a nice long hackle (like a Whiting; it will make your life easier..) with the barb length sized for the fly or a half size smaller. Tie in the hackle with the dull side down, leaving about 1/16" of

bare stem exposed. Holding the thread loops upright (I usually use my right index finger inside the loops of thread), wind the hackle smoothly up the thread and back down. Make sure that the amount of hackle wound on the thread cone will reach or be just barely short of the headspace. Lay the remaining hackle over the front side of the shank and tie it off. If needed you can stiffen the thread a bit before you wind the hackle by adding the smallest of amounts of a UV curing resin and hitting it with your blacklight.

6. Apply Peacock Ice Dubbing to your thread and wind a dubbing thorax. I actually prefer to keep the dubbing rather loose and spiky. This will allow the hackle to settle into the thorax rather than sit on top.



BAETIS HATCHING ON THE GREEN RIVER (APRIL 2018)

7. Take hold of the thread loops of your hackle/wing, pulling it upright firmly, and with your other hand stroke the hackle barbs back towards the tail. Don't be too gentle—you want as many of the barbs as possible pulled back and out of the way so they don't get trapped underneath, which will give the fly a messy look.
8. Form a neat, small head and whip finish. The fly is now done and ready for a test drive at your favorite location. I know where mine would be...



DOUG'S PMD HACKLE STACKER (PALE MORNING DUN)

FISHING

AMMO



HUNTING

ARCHERY

963 N. Main Street
Bishop, CA 93514

BISHOP, CALIFORNIA

PH (760)872-3000

FAX (760) 872-8000



New Trip Announcement

2020 and Early 2021 Season

BELIZE ♦ SASKATCHEWAN, CANADA ♦ TIERRA DEL FUEGO & SANTA CRUZ, ARGENTINA

New Destinations; New Experiences –

We are excited to announce 3 new destinations being added to 2020 – early 2021 season:

BELIZE RIVER LODGE, BELIZE

May 21-28, 2020 ♦ **\$4,575-6,325**

TARGET SPECIES: Tarpon, Permit, Bonefish, Snook
7 nights ♦ 6 days of fishing ♦ including 2 nights in Long Cay Outpost Lodge
Single Lodging and Single Guide options available
6 rods available

LAWRENCE BAY LODGE, NORTH SASKATCHEWAN

July 2-9, 2020 ♦ **\$4,900**

TARGET SPECIES: Northern Pike
7 nights ♦ 6 days of fishing
8 rods available

TWO PATAGONIA TRIPS IN 2021

Estancia Maria Behety, Tierra Del Fuego, Argentina

January 2-9, 2021 ♦ **\$6,600**

TARGET SPECIES: Sea-Run Browns
7 nights ♦ 6 days of fishing
8 rods available

ESTANCIA RIO CAPITAN, ARGENTINA

January 9-16, 2021 ♦ **\$5,900**

TARGET SPECIES: Rainbows
7 nights ♦ 6 days of fishing
6 rods available

As many of you requested, we are letting you know about these trips far in advance. Please let us know if you would like to reserve a spot or would like more information about any of the new trips mentioned here.

Sierra Pacific Fishing Adventures • 3901 Brayton Ave., Long Beach, CA 90807 • (310) 749-6771 • jlsfpfa@ix.netcom.com • www.joelibeuflfishing.com

Calendar of Events

November

2	Saturday	9:00 am	Pre-Trip: Northern California w/ Marc Bonvouloir
3	Sunday	9:00 am	Club Cast
4	Monday	7:00 pm	Board of Directors Meeting
5	Tuesday	7:00 PM	Beginning Fly Tying
6	Wednesday	7:00 PM	Fly Tying Forum
9	Saturday	9:00 am	Trout in the Classroom Training Session
		9:00 am	Beginning and Intermediate Spey Casting Class
9-12	Week		Northern California w/ Marc Bonvouloir
12	Tuesday	7:00 PM	Beginning Fly Tying
13	Wednesday	9:00 AM	Conservation Team at San Gabriel
		7:00 PM	Fly Tying Forum
14	Thursday	7:00 PM	On the River Clinic Classroom #1 with J. Libeu
16	Saturday	9:00 am	Beginning and Intermediate Spey Casting Class
17	Sunday	9:00 am	Club Cast
19	Tuesday	7:00 PM	Beginning Fly Tying
20	Wednesday	12:00 PM	Nooner Lunch
		7:00 PM	Fly Tying Forum
21	Thursday	7:00 PM	Monthly Meeting: Frank Burr
23	Saturday	9:00 am	Beginning and Intermediate Spey Casting Class
27	Wednesday	7:00 PM	Fly Tying Forum

December

2	Monday	7:00 PM	Board of Directors Meeting
3	Tuesday	7:00 PM	Beginning Fly Tying
4	Wednesday	7:00 PM	Fly Tying Forum
5	Thursday	7:00 PM	On the River Clinic Classroom #2 with J. Libeu
7	Saturday	7:00 PM	Venison Stag
10	Tuesday	7:00 PM	Beginning Fly Tying
11	Wednesday	9:00 AM	Conservation Team at San Gabriel
		7:00 PM	Fly Tying Forum
12	Thursday	7:00 PM	On the River Clinic Classroom #3 with J. Libeu
17	Tuesday	7:00 PM	Beginning Fly Tying
18	Wednesday	12:00 PM	Nooner Lunch
		7:00 PM	Fly Tying Forum
21-22	Weekend		On the River Clinic with J. Libeu: Field Trip
28	Saturday	7:00 PM	Pre-trip: Lower Owens #1, #2, #3

January

2-5	Week		Lower Owens #1 w/ Yash Iseda
6	Monday	7:00 pm	Board of Directors Meeting
7	Tuesday	7:00 pm	Beginning Fly Tying
8	Wednesday	9:00 am	Conservation Team at San Gabriel
		7:00 pm	Fly Tying Forum
11	Saturday	8:00 am	Pond Cleaning
14	Tuesday	7:00 pm	Beginning Fly Tying
15	Wednesday	12:00 PM	Nooner Lunch
		7:00 pm	Fly Tying Forum
18-19	Weekend		IBCC Open Spey Casting Tournament
21	Tuesday	7:00 pm	Beginning Fly Tying Class
22	Wednesday	12:00 PM	Fly Tying Forum
28	Tuesday	7:00 pm	Beginning Fly Tying Class
29	Wednesday	7:00 pm	Fly Tying Forum
30	Thursday	7:00 pm	Monthly Meeting: TBD
30-Feb 2	Week		Lower Owens #2 w/ John Lincoln



JUNKYARD SPEY



WWW.OLDMOEGUIDESERVICE.COM • 435-885-3342



www.bobmarriotts.com
info@bobmarriotts.com
 2700 W. Orangethorpe Ave.
 Fullerton, CA 92833

GOING GREEN...

We now offer a full service Equipment Recycling Program that saves resources... and puts some "green" on an account for you here at the shop!



www.bobmarriottsflyfishingstore.com/going-green
 Store (714) 525-1827 Travel (714) 578-1880



YOUR FLY FISHING DESTINATION
 & RESORT OUTFITTER

FLY FISHING EXCURSIONS • CLASSES
 PRIVATE INSTRUCTIONS
(310) 749-6771

3901 Brayton Ave., • Long Beach, CA 90807 • www.spfadventures.com



hotel CURRENT

NIA ENG
 DIRECTOR OF SALES

5325 e. pacific coast highway • long beach, ca 90804
 direct 562.597.1341 x 117 • facsimile 562.597.8741
nia@hotelcurrent.com • www.hotelcurrent.com