

Inside

- ❖ Fly of the Month: Quill Body Spinner
- ❖ Club Trips for 2019
- ❖ Three Month Calendar

Highlights

- Page 5: FFI Faire...You should Consider Going
- Page 13: Boy Scout Merit Badge Program Successful
- Page 15: In Memoriam...Tom Tatham

Target Talk

NEWSLETTER OF THE LONG BEACH CASTING CLUB, ESTABLISHED 1925

OCTOBER 2019

WWW.LONGBEACHCASTINGCLUB.ORG

Leader's Line...

Walk a Little Further to Catch More Fish

COLIN KUMABE, PRESIDENT

Want to fly fish for eager biters? Walk a little farther from the road. **Member Benefit:** Find where the fishing is terrific and go there! Club members are more than happy to share their fishing experiences. Many of the club member's fishing holes are easy to get to. Some are in plain sight from the parking lot. Some fishing holes are just a short walk from the car. The key is to ask someone how far and how much of an uphill hike to get to the good spots.

Remember, the harder to get to the spot or see it from the car, the more likely the fishing will be better. This is not the "no pain and no gain" explanation, but to let everyone know that asking other club members for recommended fishing spots will greatly help with catching fish.

In August, Long Beach Casting Club's backpacking expert, Jim Garvey, led a group of six of us on a 26.4 mile trail through the Golden Trout Wilderness. To say the fishing was terrific is an understatement! The trout were eager to eat anything we cast to them. It is understood that hiking 26.4 miles to catch fish is not for everyone.



Here is a sample of some of the shorter treks to good trout fishing:

- ❖ Little Lakes Valley hike from the Mosquito Flats parking lot.
- ❖ Cottonwood Lakes meadow or Cottonwood Stream near the road.
- ❖ Hot Creek whenever the caddis flies or mayflies are hatching.

Remember, knowing where to fish is just part of being prepared. So practice your casting at the Long Beach Casting Club Pond.

See you there! Then, tell me about your catch.

Club Trips for 2019 and... the First Half of 2020

ART DAILY, 2ND VICE PRESIDENT

TRIP DATE TRIP & LEADER

Nov. 9-12	Redding California, w/ Marc Bonvouloir, Pre-Trip: Nov. 2, 9:00 AM
Jan 2-5	Lower Owens #1 w/ Yash Iseda, Pre-Trip Dec. 28, 9:00-Noon
Jan 30-Feb 2	Lower Owens #2 w/ John Lincoln, Pre-Trip Dec. 28, 9:00-Noon
Mar 12-15	Lower Owens #3 w/ Dan Rivett, Pre-Trip Dec. 28, 9:00-Noon
Apr 11-12	Kelsey Bass Ranch, TBD w/ M Woodbury, Ranch has sold trip TBD.
Apr 26-May 1	Green River, Utah #1 w/Yash Iseda, Pre-Trip April 18, 2020, 9:00-Noon
May 3-8	Green River, Utah #2 w/Colin Kumabe, Pre-trip April 18, 2020, 9:00-Noon
May 10-15	Green River, Utah #3 w/ Paul Burgner, Pre-Trip April 18, 2020, 9:00-Noon

Trip deposits for trips that are 'double occupancy' and require deposits in advance are non-refundable. Should you need to cancel your reservation, your deposit money will be refunded if another club member replaces you.

Trip location, dates and pre-trip workshops are subject to change, so monitor Target Talk or the web calendar for the latest information. If you would like to be a stream keeper and need help organizing a club trip, let me know. Please contact me if you have any suggestions for a trip or any questions at dailya42@yahoo.com.



Got Photos?

If you have a great photo that would be of interest to your fellow members send it along to our Social Media guy, Tom O'Brien. It just might end up on Facebook or Instagram! Send 'em to Tom at: obrien579@yahoo.com

OFFICERS

PRESIDENT

COLIN KUMABE
(562) 221-9418

1ST VICE PRESIDENT

STEVE JONES
(562) 682-7920

2ND VICE PRESIDENT

ART DAILY
(714) 335-4628

CO-CAPTAINS

MARK FLO: (562) 420-8121
MIKE IVY: (714) 720-6599

MEMBERSHIP SECRETARY

WAYNE SAKAGUCHI
(714) 264-2135

TREASURER

TOM MCGIVERN
(310) 947-4212

CORRESPONDING SECRETARY

BRAD LANDON
(714) 323-0586

FACILITIES & POND

STEVE HIGASHI
(562) 508-8219

SENIOR DIRECTOR

DAN RIVETT
(562) 431-2738

JUNIOR DIRECTOR

YASH ISEDA
(562) 596-7766

TARGET TALK EDITOR

ROB PETERSON
(310) 963-2515

October 2019 Monthly Meeting Speaker: Rob Anderson

STEVE JONES, 1ST VICE PRESIDENT

About a 45 minute drive from Reno, Nevada resides one of the most unique trout fisheries in California. I have fished Pyramid Lake a number of times and can thoroughly attest to its uniqueness. Catching a 30 inch cutthroat trout is not uncommon. Rob Anderson is our October monthly meeting speaker. Please note that our monthly meeting in October is on the fourth Thursday of the month (October 24), not the last Thursday of the month due to the fact that the last Thursday of the month is October 31 – Halloween night.

Rob is the man when it comes to fishing this lake.

Rob resides in Reno, Nevada and currently has his own fly fishing travel business, "Bucket List Fly Fishing Adventures", and is the lead guide and owner of Reno Fly Fishing Outfitters. Although Rob guides all over the Reno-Tahoe area, he has been the #1 guide at Pyramid lake for over 15 years. He regularly does speaking engagements on Pyramid Lake, other Northern Nevada and California waters and numerous "Bucket List" destinations around the world. Rob is always willing and ready to educate fly fishing enthusiasts.

Rob Anderson grew up in Virginia and was fishing from the time he can remember. At the age of nine, he learned to fly fish. From that point on he fly fished for bass and panfish in Virginia as much as possible. After college, Rob pursued his other passion, golf, by working in that business for 15 years. During this time he had headed west and settled in Lake Tahoe. In 1997, while still working in the golf industry, he was reintroduced to fly fishing by his friend Chris Evison. Chris taught him the art of fly fishing for trout in moving water. His love of the sport was reborn!



In his free time from the golf business he regularly visited the Original Reno Fly Shop where he began learning how to tie flies (he is now a Signature Fly Designer for Umpqua Feather Merchants with over 20 patterns tied commercially). In the fall of 2001, the Reno Fly Shop offered Rob a part-time job which shortly thereafter turned into a full time position managing the retail store, private waters program and guide business until the Reno Fly Shop closed its doors in 2010.

It was in 2003 that Rob pursued his interest in guiding at Pyramid Lake. Rob ultimately became the first non-tribal fly fishing guide at the Lake. Since that time he has built a fly fishing-specific website for Pyramid Lake and runs the largest and most successful guide service there. Rob's love of Pyramid Lake has also driven him to design Pyramid-specific flies which have increased the popularity of nymphing at the lake. Two of these flies are the Maholo Fly and the Maholo Midge.

Rob was able to incorporate his passion for food into the guiding experience through his private waters program and hosting larger group outings and clinics. This unique offering sets guide trips with Rob apart from all others. Rob has several programs designed for larger groups at popular fly fishing destinations like Pyramid Lake and Davis Lake. Lakeside Meals and guided fly fishing for parties of 10 or more are easy.

Whether you are a single angler looking to spend a half day on the water or a larger group looking for a unique fly fishing experience you will never forget, Rob is the man.



It's Full on Summer IN THE EASTERN SIERRA!!!

Crowley Lake is California's premier trout stillwater fishery. The summer bite is strong, and the views on the lake can't be beat.

**Give me a call if you'd like to book a trip for the lake. Chris Leonard - 818.288.3271
I offer half-day and full-day trips. Moving waters as well as Crowley Lake.**



SOUTHWEST COUNCIL

2019

FLY FISHING FAIRE



**Glendale Civic
Auditorium**

October 05-06

FLY FISHERS INTERNATIONAL

FFI Faire...

YOU Should Consider Going!

JOHN VAN DERHOOF, PAST PRESIDENT

I am constantly amazed that more members of this Club fail to take advantage of what is happening in their own backyard. This October 5th and 6th, the Southwest Council of Fly Fishers International is hosting a fly fishing show in Glendale. This show, which is in its second year in Glendale and seventh out of the last eight years, is fun and filled with a ton of information for fly fishers that want to expand beyond lobbing nymph indicators on the Lower Owens and the Green. At last year's event I could count our Club members attending on one (maybe two) of my hands and most of them were presenters. You are all **really** missing out...

There are FREE (I knew that would get you cheapskates' attention) one hour-long seminars all day on both Saturday and Sunday. They range through a myriad of topics: Fishing around Mammoth, Carp in the L.A. River, Fly Fishing in the Surf, Baja Roosterfish, Dapping (aka Tenkara...), Euro Style Nymphing, Fishing the L.B. Breakwall, Winter on the Lower 'O', Flats Fishing (by our own Joe Libeu and Kathy Kim), Lee's Ferry by Terry Gunn (owner of Lee's Ferry Anglers) and a lot more than twice that unmentioned!!! You could spend both days just doing those and get more info in that time than in a lifetime of LBCC Monthly Meetings! No kidding...

So you need some help on your casting. Well the LBCC is probably one of the best places on the planet to learn. But if you want to hear things in a different fashion there are several casting clinics that are held over at the nearby Pasadena Casting Club (via a shuttle service, mind you). Also, there will be a series of 10 to 20-minute casting presentations at the venue's indoor casting pond. They even asked me to do one—foolish children that they are...

Do you tie flies? Then there are quite literally



some of the finest fly tiers in the flippin' WORLD demonstrating their ability and trying to help you to become a better practitioner of the art!

If you are really serious, and I mean really serious about your tying skills, then spend \$65.⁰⁰ and spend four hours with Wayne Luallen. You will learn more in those four hours than a million Wednesday night classes at the Club. Seriously!@!*! Wayne is fun to be around and will show so much about thread control—he is truly a master of the art and knows more about technique than just about anyone out there. He is also an outstanding presenter of his knowledge and wows people at every fly fishing and fly tying show I have ever seen him at over the last 40+ years (yeah, 40) being out there with him. If I wasn't tying then I would take it myself! Believe me!!!

So we've talked fishing, casting and fly tying. There are also vendors there so you can see products from major manufacturers and there are also guiding operations like one of our favorites, Old Moe Fly Fishing all the way down from Dutch John, Utah where Doug Roberts and his lovely wife Shelley take care of those of you fishing the Green each spring.

If I haven't given enough motivation to head up to Glendale then you are either cheap and unwilling to pay the entry fee or feel you know more than the rest of us. Hell, folks, I've been doing this longer than almost all of you combined (okay, not really) and I can always learn more. So, I hope to see you up there!

Fish the West Slope of the Sierras at Mono Hot Springs Resort!

Join the Club and fish the West Slope of the Sierras at the beautiful Mono Hot Springs Resort. Fish the streams and lakes in this gorgeous mountain hideaway. You will not be disappointed.



- DATES:** Arrive Monday September 23 and fish 24, 25 & 26. Depart Friday, September 27, 2019.
- EXTRAS:** Your transportation cost, guide tips, fishing license, liquor, food.
- COST:** The cost for the trip is **approximately \$540.00 per person w/guide or \$200.00 on your own.**
- INCLUDES:** 4 nights lodging in stone cabins and 3 days guided fishing with Jimmie Morales.
- SIGNING UP:** Contact Terry Komisak @ 562-221-2631 or tk_nsp44@yahoo.com. Contact Terry ASAP so he can reserve cabins and guides.
- GETTING THERE:** East out of Fresno through Clovis on Hwy. 168, drive 85 miles east to Mono Hot Springs Resort.
- MORE INFO:** Contact Terry @ 562-221-2631 or Mono Hot Springs Resort at <http://www.monohotsprings.com> or call them at (559) 325-1710.



*On the San Joaquin River with Guide Jimmie Morales
- Fly Fishing For Eastern Brook Trout*

Fly Fish the Trinity and Lower Sac Rivers with LBCC

THE FLY SHOP

ADDRESS: 4140 Churn Creek Rd, Redding, CA 96002

HOURS: Closes at 6:00 PM

PHONE: (530) 222-3555 E-MAIL: info@theflyshop.com



RED LION HOTEL

1830 Hilltop Dr, Redding, CA 96002

Phone: (530) 221-8700

Join the Club as we venture north to Redding, California to fish the Trinity River & the Lower Sacramento River for steelhead and trout. We will be fishing out of 'The Fly Shop' in Redding, for two days of fabulous Northern California Fly Fishing. Details are as follows:

- WHEN:** November 9–12, 2019. We arrive on Saturday and depart on Tuesday.
- COST:** Total cost of the trip is **\$650.00** per person, double occupancy.
- PAYMENT** Anglers pay THE FLY SHOP and RED LION HOTEL directly as follows:
- SCHEDULE:** The total amount due to THE FLY SHOP of **\$475.00** is due no later than **September 15, 2019**. The total amount due to the RED LION HOTEL of **\$175.00** will be due on checkout.
- INCLUDES:** 3 Nights lodging and one day drift fishing on the Trinity River and one day drift fishing on the lower Sac. Lunch and drinks included on drift days.
- NOT INCLUDED:** **Meals, fishing license, steelhead card and alcoholic beverages.**
- LODGING:** We will stay at the RED LION HOTEL. Call Marc as he will make hotel reservations for the group.
- SCHEDULE:** On Sunday, November 10 we will meet the guides at Holiday Market in Weaverville, for a full day float/wade on the Trinity River. On Monday, November 10 we will meet the guides at the Sundial Bridge to float/wade the Lower Sacramento River.
- GEAR:** For the Trinity 6 to 8 wt. rods; Lower Sac 5-6 wt. rods. Fishing license and a steelhead card (\$ 7.50) are required. Be prepared for all types of weather.
- MORE:** Go early or stay later on your own. Questions or to get on the interest list contact Marc Bonvouloir ASAP @ mrmlb21@gmail.com. Must be a club member.

Come Lend a Hand! Volunteers Requested for the Fly Fishing Faire, October 5th and 6th

CONNIE BULLOCK, PAST PRESIDENT

With the Faire officially being open for classes and ticket purchases, we are now looking for volunteers to help with the two-day event being held (10/5 and 10/6) at the Glendale Civic Auditorium. We do have a few volunteers lined up from last year's Faire and want to thank those who have already stepped up to help this year.

Please look at the list below and let me know if you see an area you would like to volunteer for...if you are open that is even better, just let me know.

The positions are normally 4-hour shifts:
Saturday 10:00 AM – 2:00 PM, 2:00 PM – 6:00 PM;
Sunday 9:00 AM – 12:00 PM, 12:00 PM – 3:00 PM.

Positions:

- ❖ Announcer
- ❖ Audio Visual & WiFi help
- ❖ Greeting, Welcome & Information
- ❖ Registration
- ❖ Set up and Tear Down (3:00 PM – 4:00 PM or when done)
- ❖ Sign-Up, Popcorn & Drinks
- ❖ SWC Booth
- ❖ Vendor Liaison
- ❖ Floaters

Do not hesitate to let me know if there are any questions or issues. Thank you,

Connie Bullock
SWC Fly Fishing Faire
Volunteer Chair
volunteers@swcffi.org
818-203-8922



Vicki Arreguin
Director of Sales
dos@goldensailshotel.com

Golden Sails Hotel
6285 East Pacific Coast Highway
Long Beach, CA 90803
P: (562) 596-1631
D: (562) 594-0210
Reservations: (800) 762-5333
goldensailshotel.com

Youth Will be Served! Youth Fly Tying Starts

WAYNE SAKAGUCHI,
YOUTH FLY TYING CHAIR

Youth Fly Tying will be starting soon. Classes will begin October 5th, 12th, 19th and 26th from 9:00 AM to 11:00 AM for youths ages 8 to 14. The goal is to get them interested in tying and hopefully into fly fishing. They will be taught how to tie a Woolly Bugger, Clouser, Midge and an "Iron Man" Fly. The final night they get to tie a fly of their choice and we will help them mount it in a crystal bulb. All tools and materials are provided.

Each night the participants will judge who **THEY** think did the best job and we will have a prize for the "best in class" for the day. This is planned to be both fun and informational. So, if you have a child, grandchild or even a neighbor that is interested, please sign them up at: sakaguwt@gmail.com. First come first sign-up, for class size of six students. Due to insurance issues, we encourage parent participation.



Joan K. Green, CPA
joan@GreenZahn.com

1700 East Pacific Coast Highway • Seal Beach, CA 90740
p 562.799.4440 877.838.3299 f 562.799.4441 www.GreenZahn.com

Member American Institute of Certified Public Accountants • California Society of Certified Public Accountants

Anyone...? Bueller...? Meetings Are on the Way for "Trout in the Classroom"

BOB ALLEN, MEMBER
COLIN KUMABE, PRESIDENT

To all interested Club members and friends, First let us express our appreciation for your interest in the Trout in The Classroom program. It is only by the volunteers that step forward and assist with the many programs of the Long Beach Casting Club that we are able to make a difference in our communities. Included in the August Target Talk there is an article that further explains the mission of the partnership of our Club, California Department of Fish and Wildlife and of course the Long Beach Unified School District, Take a moment and look it over. www.longbeachcastingclub.org, you can also access the Club on Facebook.

So what is the next step?

1. Monday, September 30th: meeting at the Club House at 7:00 PM. Colin and I will review with all of you as well as any additional club members that might be interested in the various details leading to our first introduction to teachers of the school district. As a group; our discussions should result in a list of activities that the Club volunteers can offer the teachers as enrichments to the program such as fly tying, rod building, entomology, knot tying, water feature identification, classroom speakers, and many others that come up during our time together.

2. Monday October 14th: this meeting will be our opportunity, as a sponsoring Club along with the local administrators we have partnered with, to introduce the curriculum, program details and the support we have with Department of Fish and Wildlife to potential teachers. We will meet at the Teacher Resource Center at 1299 East 32nd Street, Signal Hill, California. It will

be held between 4:15 PM and 6:15 PM. We are planning on Jennifer O'Brien's participation to offer a more insightful presentation of the T.I.C. program and to conduct a Q. and A. session. The Club will also have an opportunity to present our layers of enrichment activities and support that we offer from our September meeting. The results of this evening should be volunteer teachers stepping forward to become participants in the T.I.C. program.

3. Saturday, November 9th: The Club will host a training session for all volunteers and participating teachers to be conducted by Jennifer O'Brien leading to certification. Starting at 9:00 am and ending around noon with lunch provided by the Club. We will have an opportunity to again showcase our many talents and abilities as a sponsoring club. This will be a wonderful opportunity to develop a relationship with partnering teachers and better understand their possible needs and abilities.

Once this timeline is completed we will be moving into the winter program where the aquariums, equipment, curriculum and trout eggs will be delivered to the schools of participating teachers and we are off and running for the next seven weeks culminating in a trout release day activity. More on this phase soon.

We are looking forward to an exciting and rewarding experience as we move forward with this successful program.





California Department of Fish and Wildlife



Trout in the Classroom Teacher Workshop



Photo: Ed Huff

Trout in the Classroom (TIC) is a community-based program which allows students to experience first-hand the value of aquatic environments and the balance that must be met to maintain and preserve California's fisheries and aquatic habitats. This is a hands-on, interdisciplinary project for grades K-12 and that is run cooperatively by local schools, fishing clubs and the California Department of Fish and Wildlife (CDFW).

Using eggs provided by a CDFW hatchery, teachers and their students set up an aquarium in the classroom, receive trout eggs under a special CDFW permit, and observe the life cycle as the fish hatch and develop. The experience may culminate in a field trip to a local lake where the trout are released.

Completion of a training workshop is required of all teachers in order to receive eggs. An upcoming workshop will be held in Long Beach. To express interest in attending or for more information, please contact Jennifer O'Brien at jennifer.obrien@wildlife.ca.gov

Trout in the Classroom Free Teacher Workshop

Date: November 9, 2019

Time: 9am-12pm

Location: Long Beach Casting Club (Clubhouse)

Address: 5201 E. 7th Street, Long Beach, CA 90808

For more information about the TIC program see: <https://www.wildlife.ca.gov/CAEP>



For Beginning Fly Tiers!

**SCOTT DAVIDSON,
BEGINNING TYING CLASS COORDINATOR**

Our wonderful club has the best beginners' fly tying class in the business. There may be one better somewhere but it is not within 100 miles of Long Beach. **This class is open to any member of the public, You do not need to be a member of LBCC!** This class is designed for people who are new to fly tying and others who want some refreshing on basic skills. We pace the class for the beginners, but everyone will benefit.

Our class is a four month long winter semester on beginning tying. We learn new skills as we work our

way through 15 different classic flies. This class is about learning the skills, not the flies. Upon completion of this class you will have learned the skills required to tie most flies (meaning hundreds of different flies). ***Remember this class is paced for the beginners but you can learn a lot during a "winter semester"!***

We meet on **Tuesday** evenings beginning October 22 and ending March 3. We will be dark for the holiday weeks. We start at 7PM each Tuesday, set up at 6:30.

Please email Scott Davidson at lbccflytyingclass@gmail.com with any questions and to get on the mailing list for this year's class.

**Join us at the first class and fly tying overview
Tuesday October 22 at 7:00 PM.**

WHAT IS THE DIFFERENCE BETWEEN THESE...



...AND THIS?



The LBCC Beginning Fly Tying Class and You!!!!

Join us for a winter semester of basic fly tying!

Open to everyone, you do not need to be a member of LBCC to join us for this class.

Tuesday Evenings 7:00 PM Start, 6:30 PM Set up

October 22, 2019, to March 3, 2020

This winter, don't complain about the rain; join us and up your fishing game!

Check out our class page for more info

You Should Tie Flies!

SCOTT DAVIDSON,
BEGINNING TYING CLASS COORDINATOR

There is no question, buying flies is cheaper than learning to tie them yourself, but as always, “you get what you pay for!” A \$1 sweatshop-made fly will catch you a few fish before falling apart but learning to tie gives you so much more than just a full fly box.

Fly tiers learn about entomology as they learn about different flies. You are learning the all important “what to cast?” part of fly fishing. Your confidence also grows when you know your hands tied that fly and you tied it right. More knowledge and confidence when you are standing in the river, sounds darn important to me! But wait, there’s more!



THE LEGENDARY DAVE WHITLOCK

How about having a lifelong hobby you can enjoy off the river? We can’t all spend every day exploring a great fishing ground. Fly tiers’ minds and daydreams rarely leave the river! How to make a fly float or sink just right are what we think about while standing in line at Target. Tying a fly or learning new materials is




GREEN-BUTT SKUNK

far more interesting than watching those old reruns of Gilligan’s Island and McHale’s Navy.

And don’t forget the people you meet, friendships you build and great times you share with fellow fly fishers. Remember the fly tiers have an advantage on club trips (read knowledge and confidence above).

The club has two ways for you to get involved with fly tying: a “winter semester” beginners’ class (see more information below) and a year-round tying group that meets on **Wednesday** nights. The Wednesday group is for intermediate and above tiers who have learned the basic skills. This group gets together for the fun and variety of tying all kinds of flies. This summer we did one month on huge deer hair flies and the next month on wonderfully tiny midges. The menu varies constantly.

If you already have basic tying skills please contact Shirley Sakaguchi at sakagusc@gmail.com and ask her to add you to the Wednesday Night email list. We don’t meet every week, so get on the list to stay informed. **Please join the LBCC Fly Tiers Wednesdays at 7:00 PM.**



KLINKHAMMER

A Note from Your Club Librarian

ART STRAUSS, MEMBER

Finally, after many months, I've been able to catalogue the books that are physically present in the library into an easily accessible internet app called "libib". Some old or damaged books have been culled and may be for sale in the main room for only \$1.00.

Thanks to the previous librarians who have cared for the books and for those of you who have donated them.

There are now 1,247 books in the LBCC "libib" library. Newer books with bar codes have more detailed information for prospective borrowers. Books that are out using the index card system have not been catalogued; please place them on the office desk if you are done with them so that I can enter them into the online library. Donations of newer books in good condition are accepted and will be catalogued as space allows.

Checking out a book is easy: either open the app on the desktop computer or download the app onto your phone/tablet/computer, then contact me (astrausmd@gmail.com) to get a user ID. You will need to supply your first and last name and your email. You can then scan the various sub-libraries for books of interest and find the physical book on the various shelves for check-out. The initial setting for check-out is for a four week period, after which reminders are sent by the program to return the book.

I'll move books around as space allows to fine-tune the library. Let me know of any issues. There's a helpful PDF at <https://longbeachcastingclub.org/wp-content/uploads/2019/09/GettingStarted-ForPatrons-LibibHelpCenter.pdf> for orientation. We tried the check-out function and can clarify the steps to check-out/check-in a book (using the desktop in the club library or the app on your phone, tablet or home computer).

First: log-in (email me at astrausmd@gmail.com for a user ID) and set up your account as a Patron (name, email and password).

Next: find the book(s) you want to check out and enter the bar code (found by clicking "1 copy"). If more than one copy, doesn't matter; copy any of the barcode(s) that pops up. Finally: go to Lendng tab and paste the barcode and your name into Patron to check out the book. You will get an email reminder to return the book in four weeks. Then do the same procedure to check the book back in to the library when you re-shelve it.

Please contact me if you have issues as this is new for everyone. Tight lines and good reading!

In appreciation for the many years of support,

Bob Marriott's is pleased to give 2% of all Long Beach Casting Club member purchases back to the club. This store credit can be used by the club for raffle prizes or toward other product purchases that will help enhance and benefit club activities. When purchasing from Bob Marriott's, please be sure to mention that you are a LBCC member to help ensure a percentage of your sale will go back to the club.



Boy Scout Merit Badge Program Successful! And Some End-of-Summer Reflections from Craig

CRAIG HAINES, MEMBER

Another summer is winding down. As I gaze from my porch out on the brilliant sunset and reflect back on what we have accomplished at the Long Beach Casting Club in these recent months, it seems that we do a lot of good work.

We have offered a wide variety of successful fishing trips, talks from experts, guide tips and related



outings and training covering so many subjects relating to Fly Fishing and Casting. This includes Fly Casting for Beginners, Fly Tying for Beginners, Rod Building, and weekly classes on special fly tying and casting techniques as well as our planned Fly Tying for Kids event coming up in October. And, as part of our continuing youth training program, once again, we had the pleasure of hosting the Boy Scouts in counseling them for the Fly Fishing Merit Badge.



In April, July and August this year, a combined eleven Scouts visited the clubhouse and spent at least fourteen hours over a five day week working to earn the prized badge. Most of these Scouts knew little or nothing about fly fishing and most had never even held a fly rod before. Earning the badge is no simple task as most novice fly fishers would take a leisurely six months or more to learn all that the merit badge requires.



Here's a summary of the five day week:

- ❖ On Monday it was all about knots.
- ❖ Tuesday brought on choosing and matching your equipment, rigging, fishing regulations and conserving our fishing resources, including Catch and Release, Leave No Trace and the Outdoor Code.
- ❖ On Wednesday came Fly Fishing Safety and First Aid, learning the different types of flies and casting.
- ❖ Thursday brought us to Fly Tying, when the Scouts each tied an Ant and a Woolly Bugger, then we cast some more, trying for that perfect loop.
- ❖ On Friday we fished at El Dorado Park and observed aquatic life above, on and in the water.



Finally the Scouts showed the worthiness of their efforts in a test of their fly fishing knowledge and skills on the wily Bluegill—to catch a fish on the fly at El Dorado Park.

This opportunity for youth in our community would not have been possible without the help of a group of generous Casting Club members. We offer a tip



of the old fishing cap and sincere thanks to all of the club members who volunteered to help in this effort over the past several months, including: Fred Barkis, Bill Boehlert, Conley Dees, Nick Galvan, Bruce Jeske, Steve Jones, John Jones, Terry Komisak, Colin Kumabe, Eddie Madrid, Terry Scott, Ron Smith, Art Strauss, Mick Woodbury and Randy Yates. Thank you all for your good work.



So Long, Tom... We'll Miss You

ROB PETERSON, TARGET TALK EDITOR

I was shocked and saddened to read, in an LBCC email blast, that we've lost Tom Tatham. He passed away on August 18th, in his home. Tom will be sorely missed around the Club. He was a kind, gentle and lighthearted man who was a joy for me to be around. My thoughts and prayers are with his family.

I met Tom on my first trip with the Club back in 1997. He gave a group of us a ride to the Upper Owens at Benton Bridge. I was so new to fly fishing that I hadn't yet actually gone fishing. I had a Cortland rod and reel that I'd purchased from Milt Huber, another great club member who has since passed away (see [Target Talk, July 2017](#)). I was ready for any adventure.

Except the one I got. Tom drove a luxury car, a Caddy as I recall, and it rode pretty low to the ground. As soon as we turned off the pavement and hit that soft alkali dust, Tom got high-grounded. As I remember it we had to call one of the other Club guys to pull him out of there.

I thought about him a few years later, on another trip to Bishop. I was driving out to some remote point on Crowley Lake, Green Banks maybe, with a passenger. I was in my old Astro Van, neither high clearance nor four wheel drive, and things were getting sketchy. I kept driving until the ground got too soft and I couldn't go anymore. Fortunately that turned out to be right in front of a jeep with a winch, and we were back in action in no time.

I've mentioned once or twice that I'm a top contender for the "Jackass Lifetime Achievement Award", if the club ever decides to have one. My main competition would undoubtedly be Tom. Among other things, he's had at least one fly rod fall out of his float tube and sink away to oblivion in Crowley Lake. A fish is probably using it now. That's one story among many, but through it all he always maintained his kindness



and sense of humor.

For those of you who didn't know it, Tom was the founder of the "Brookie Bash". The first few Bashes were not in the Little Lakes Valley, as they are now. They were at a cluster of small, high-elevation lakes just a short death march from South Lake, near Bishop. I know: I was part of the very first one.

That was in 1998, so the Bash has been going on now for 21 years. It's a fitting legacy for Tom: an enjoyable day in beautiful scenery with dear friends. Tom, I'm going to miss you. I'm also going to miss the fly rod I left in the Mosquito Flats parking lot on the last Bash. A bear is probably using it now. I'm pretty sure that puts me one up on you.

New Club Members

WAYNE SAKAGUCHI,
MEMBERSHIP SECRETARY

The Board of Directors approved these new members at the last Board Meeting:

- ❖ Richard Harms & Adrianna Arambula
- ❖ Ray Boyd
- ❖ Paul Dondero
- ❖ Phillip Guthrie
- ❖ Mark Nollner

Please greet and welcome our new members at the club's next monthly meeting. Here's wishing them a lifetime of healthy hatches and tight lines. **Members: if you see visitors at our club meetings, let's make them feel welcome and inform them of the activities we have to offer!**

PLEASE SAVE THE DATE!

Saturday, November 16th, 5 to 9pm

hosted by

patagonia®

SANTA MONICA

FOR THE LOS ANGELES FILM PREMIERE OF

— F I N D I N G —
JOE  BROOKS



plus **BROOKS, BOURBON & BARBECUE**

**A FUNDRAISOR PRE-PARTY TO SUPPORT
THE JOE BROOKS FOUNDATION & CASTHOPE!**



Intermediate Fly Casting Clinic Starts on Tuesday, October 1, 2019

JOHN VAN DERHOOF, CASTING CO-CHAIR

The club will offer our Intermediate Fly Casting Clinic starting on Tuesday, October 1 at 7:00 pm. This is a class that has been given in the past and will be targeted towards individuals who want to improve their casting and fishing ability. Emphasis will be placed on fine-tuning your casting, fishing casts, increasing distance and line speed and improving line control. The class will run for a total of three consecutive Tuesday nights—October 1, 8 and 15.

In order to make the class more effective we placed a few requirements on who can participate. First, attendees must be Long Beach Casting Club members—this class will not be offered to the general public. Second, all attendees should have at least six months of experience casting and fishing from the time that they took our Beginning Casting Clinic. The reason should be obvious: we are trying to teach you intermediate skills and not beginning casting skills that have not been practiced in earnest since the Beginning Class. Seriously, if you don't practice your casting you will never, **EVER** improve. Sounds mean and tough but hey, the truth hurts sometimes! We have this beautiful pond—get out and use it.

If you have any questions about this clinic please contact me at 562-424-7313 or by email at jvanderhoof1@gmail.com. Thanks and I will see you there!



On the River Clinic

JOE LIBEU, PAST PRESIDENT

As part of the Long Beach Casting club's continuing education, join us for three nights of educational experience geared to individuals who wish to gain overall fly fishing knowledge. You will be introduced to the equipment needed, entomology, stream structure, casting applications, short and long line presentation, reading the water, fly selection, how to organize your fly box and basic knots.

We will then take the knowledge you have gained and apply it to a Lower Owens weekend outing where you will receive individual instruction from river-wise instructors.

Classroom Dates: November 14, December 5 and 12 (Thursdays 7:00 PM--9:00 PM).

Lower Owens Outing Date: December 21--22, 2019

The On the River Clinic is led by Past President Joe Libeu who is a licensed guide, Master Casting Instructor and owner of Sierra Pacific Fishing Adventures. Joe has been fishing the Lower Owens since 1975 and considers this watershed to be his home waters.

The clinic is for beginning club members only.


Please call Joe Libeu at 310-749-6671 or email him at Fishlgrf@ix.netcom.com for additional information.

The Venison Stag: Our Annual Holiday Dinner

STEVE JONES, 1ST VICE PRESIDENT

Believe it or not, it is time to start thinking about one of our club's most important and enjoyable social events of the year. Is the Venison Stag Holiday Dinner on your calendar? If it is not, we hope that you and your spouse or family members block out this date. Especially for those who have not attended one before! This year's event will be held at our club house on Saturday, December 7th with a Social Hour beginning at 6:00 PM and followed by Dinner at 7:00 PM.

This is a great opportunity to sit down to a tasty prime rib dinner with friends before the hectic holiday season



starts. The Stag is our big social event. We don't have any formal speeches. It is a great time to spend with family and friends. The price is only \$20.00 for adults and \$6.00 for children, and \$25.00 at the door. Unfortunately, because of our growing membership, we can only accommodate those without reservations if there is room.

We always appreciate those who volunteer to help with some aspect of the dinner, whether it is the decorating, kitchen work or cleaning. It takes an army to pull this off. I am recruiting help; new members, this is your opportunity to get involved and your opportunity to get to know the members of our club.

I'll need volunteers for two Saturdays, November 23rd and November 30th, for clubhouse cleaning such as washing all of the light fixture lenses, dusting, washing windows, mopping floors, washing all of our dishes and silverware, etc. We will also need a crew on December 7th to do the last minute decorating, cleaning and table setting. We will also need those who are willing to help with the meal preparation and serving. Finally we will need a clean-up crew for washing dishes and clean-up after the festivities



VENISON STAG RESERVATION



Saturday, December 7, 2019 ❖ Social Hour: 6:00 PM ❖ Dinner: 7:00 PM

Reservations are due by November 20, 2019

Name: _____

I will attend the Venison Stag on Saturday, December 7, 2019

I will bring _____ adults. Total number _____ @ 20.00 = _____ Total Enclosed:

I will bring _____ children. Total number _____ @ 6.00 = _____ = _____

☐ Yes, I would like to help!

Please call me at this telephone number

() _____ - _____ . (cut out and return by 11-20-2019

MAKE CHECKS PAYABLE TO:
Long Beach Casting Club
AND MAIL TO THE ABOVE AT:
P.O. Box 90035
Long Beach, California 90809-0035

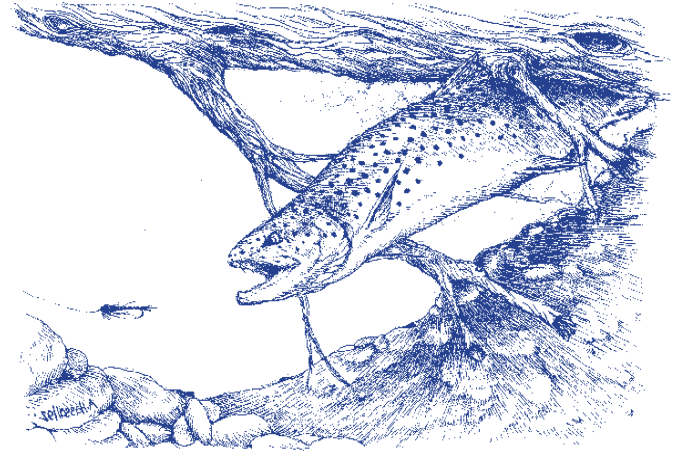

have concluded.

Please email me at sjones@austinjonescorp.com or call me at (562)682-7920 or see me at one of our events to sign up for some of these work projects. We will have a volunteer raffle this year. For every hour worked you may fill out a ticket for a prize.

We need to get a headcount for this year's dinner. In years past we have prepared for 100 and only 60-70 participated. This year we will have a deadline of November 20th for reserved ticket sales. We will order dinners for the number of members that sign up as of November 20th plus and additional 10% for late commers who will have to pay a non-reserved ticket price of \$25.00. The key here is to make your reservations early.

On the previous page of this month's Target Talk, you will find a registration form that you can fill out and return in an envelope via mail with your cash or check, or you may give it to any board member, who will place it in the treasurer's secured drawer. Checks should be made out to 'The Long Beach Casting Club' and noted 'Venison Stag'. I will also post a reservation sign-up in the clubhouse.

Be sure to reserve your place and come and enjoy this wonderful event.



15% Discount from Chao Hang & Aventik

PAUL BURGNER, MEMBER

Chao Hang of Aventik is offering all LBCC members a **15% discount** on the below products. To take advantage of the offer, go to the club Web page and click on Sponsors. Then click on (Aventik). The Aventik (Amazon) page will come up. Type the ASIN # in the search area. Example (ASIN B079NBK9L4). The product will come up.

When checking out use code GOGAIQO8 for the discount. The list and code will change from time to time, and we'll list it in the current Target Talk.

Items for this Month:

- ❖ Slit Foam Fly Box ASIN:B07T87ZR2S
- ❖ Tenkara Line ASIN:B07P9PBZJ3
- ❖ Fly tying vise ASIN:B07VNCGMBD
- ❖ Tenkara Poly Line ASIN:B07TDGNQ64
- ❖ 75pcs Brass Fly Propeller (nickel color) ASIN: B078HDMZDS
- ❖ 3 in 1 Classic Wooden Fly Tying Tool ASIN:B07VL72WYG
- ❖ Fly Tying Vise Racks Asin:B076XYKLHW
- ❖ Aluminum Fishing Lip Grip(red color) Asin: B078PKMMR1

Fly of the Month: Quill Body Spinner

JOHN VAN DERHOOF, EDITOR

While talking with a new member about the life cycle of a mayfly I had remembered my first experience observing and fishing a mayfly spinner fall. It was early on a slightly overcast summer morning on Silver Creek in Idaho and I was casting a dry fly blindly about a very quiet river (yes, I should have been nymphing but I can be stubborn). I could see swarms of insects hovering and dipping with the breeze at streamside, but the surface of the water remained calm. After about an hour of inactivity, an occasional rise began to appear. In what seemed like only minutes, fish appeared as if from nowhere and methodically fed on the thousands of dead and dying mayflies that now blanketed the surface of the water. Fish were everywhere and choosing one individual to cast to was difficult. The hatch continued for about two hours and then it quickly subsided and quiet fell over the river.


If you are going to be fishing one of the country's many spring creeks and tailwater rivers where spinner falls are a common occurrence, you will need to be prepared for this type of hatch. Your casts are usually short drag free presentations. Timing the fish's rise and accurate imitations are a necessity.

There are many species of mayflies that create these mass deaths so a variety of colors and sizes are recommended. Some of my favorite choices are: 1) Olive body and thorax and light dun wing/tail in sizes 18 to 22 (Blue-Winged Olive); 2) Black body and thorax and light dun wing/tail in sizes 18 to 22 (Trico); 3) Pale green body, black thorax and light dun wing/tail in sizes 18 to 22 (Trico female, **YEAH** you **NEED** both); 4) Rust body and thorax and light dun wing/tail in sizes 16 to 18 (Pale Morning Dun); 5) Medium gray body, dark gray thorax and grizzly wing/tail in sizes 14 to 18 (Callibaetis); and 6) one of my Madison River summer favorites, orange or pink tan, light gray wings and tails in sizes 12 to 14 (Epeorus).

Fishing this phase of a mayfly's life is truly an exciting and challenging experience. Tying some of these spinner imitations will help get you started to meet the demands of a mayfly spinner fall.

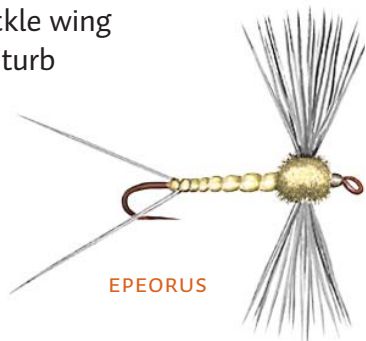
MATERIALS FOR TYING THE QUILL BODY SPINNER:

- Thread:** I use Veevus 12/0 in a color to match the thorax.
- Hook:** Your favorite brand dry fly in sizes 12 to 22 (a Tiemco 101 ring-eye is good for hooks smaller than 18).
- Tail:** Hackle fibers or Micro-Fibets in colors to match the natural.
- Body:** REAR $\frac{2}{3}$ (abdomen) – dyed goose biot or peacock eye quill in a color to match natural.
FRONT $\frac{1}{3}$ (thorax) – dubbing in a color to match the natural.
- Wing:** Dry fly quality hackle trimmed top and bottom.



INSTRUCTIONS FOR TYING THE QUILL BODY SPINNER:

1. Place the hook in your vise and attach the thread behind the headspace. Wind the thread back to the end of the shank and apply a very small amount of dubbing to thread. Wind approximately two to three turns of the dubbing, forming a small ball at the end of the shank. This dubbing ball will help to split the tails. The dubbing color for the ball should be similar to the abdomen color.
2. Tie in the split tails one side of the hook at a time. Start by placing the tail for the far side of the hook on the top of the shank. As you start to wind use the tension of the thread to pull the tail into position along the far side of the hook. Place the near side tail on the underside of hook and again use the thread's tension to pull it towards you and into position along the near side of the hook.
3. Tie the goose biot quill by the tip. Advance the thread to a point $\frac{2}{3}$'s the way along the shank. Wind the goose biot down the hook with minimal or no overlap and tie it down.
4. Select a hackle that will create a wing that is approximately the length of the shank. Tie in the hackle half way between where the abdomen ended and the headspace. Wind the hackle with smooth edge to edge turns (about 4 to 7 depending on the size of the fly you are tying) and tie off. Trim off the hackle fibers directly on the top and the bottom of the hook cutting them as close to the stem of the hackle as you can get.
5. With the thread now between the hackle wing and the end of the abdomen, apply the thorax dubbing to the thread. Wind dubbing by starting with one or two winds between the wing and the end of the abdomen. Wrap one full X-wrap over the hackle wing taking care not to disturb the wing too much. Continue winding the thorax dubbing forward to the headspace. Wind a small thread head and whip finish.



Fly Tying Tip: Whip Finish

DAVE BOYER, MEMBER

When finishing off a fly, most of us use a Whip Finish, whether by hand or with a tool. The question continually comes up “do you do your whip finishing from the hook back toward the eye or from the eye toward the back of the hook?”

If you think about a whip finish as opposed to a half hitch, it is multiple layers of thread wrapped over the tag end so the tag end so the multiple layers “hold” the tag from unraveling out from under the wraps.



If you wrap from back to front and tighten, you get a clean finish (PHOTO #1). If you wrap front to back, you create an ungainly head with a long loop of thread exposed (the green portion) that can catch on a fish's teeth (PHOTO #2). In the photos I am using chord to give you a better visual. Compare the two methods and note going front to back puts more of a “bump” on your finished head. Now this may not seem like much, but if you are doing small flies, your tie will come out cleaner and be more durable. On larger flies with thicker thread the exposed section is easier to pull on and break.



When you pull the thread to tighten, make sure you have taken the twist out of your thread by flattening it; otherwise the thread may furl on you and break as you try to tighten the whip finish. Finally, always pull your thread to tighten parallel, in line with the hook shank, otherwise if you pull the thread away from the shank, you are forcing slack into the wraps near the tag end giving it another reason to come unraveled. Done properly, head cement can be eliminated.

FISHING

AMMO



HUNTING

ARCHERY

963 N. Main Street
Bishop, CA 93514

BISHOP, CALIFORNIA

PH (760)872-3000
FAX (760) 872-8000



New Trip Announcement

2020 and Early 2021 Season

BELIZE ♦ SASKATCHEWAN, CANADA ♦ TIERRA DEL FUEGO & SANTA CRUZ, ARGENTINA

New Destinations; New Experiences –

We are excited to announce 3 new destinations being added to 2020 – early 2021 season:

BELIZE RIVER LODGE, BELIZE

May 21-28, 2020 ♦ **\$4,575-6,325**

TARGET SPECIES: Tarpon, Permit, Bonefish, Snook
7 nights ♦ 6 days of fishing ♦ including 2 nights in Long Cay Outpost Lodge
Single Lodging and Single Guide options available
6 rods available

LAWRENCE BAY LODGE, NORTH SASKATCHEWAN

July 2-9, 2020 ♦ **\$4,900**

TARGET SPECIES: Northern Pike
7 nights ♦ 6 days of fishing
8 rods available

TWO PATAGONIA TRIPS IN 2021

Estancia Maria Behety, Tierra Del Fuego, Argentina

January 2-9, 2021 ♦ **\$6,600**

TARGET SPECIES: Sea-Run Browns
7 nights ♦ 6 days of fishing
8 rods available

ESTANCIA RIO CAPITAN, ARGENTINA

January 9-16, 2021 ♦ **\$5,900**

TARGET SPECIES: Rainbows
7 nights ♦ 6 days of fishing
6 rods available

As many of you requested, we are letting you know about these trips far in advance. Please let us know if you would like to reserve a spot or would like more information about any of the new trips mentioned here.

Sierra Pacific Fishing Adventures • 3901 Brayton Ave., Long Beach, CA 90807 • (310) 749-6771 • jlspfa@ix.netcom.com • www.joelibeuflfishing.com

Calendar of Events

October

1	Tuesday	7:00 PM	Intermediate Casting Clinic: Middo & Van Derhoof
2	Wednesday	7:00 pm	Fly Tying Forum
5	Saturday	9:00 am	Youth Fly Tying Class
7	Monday	7:00 pm	Board of Directors Meeting
8	Tuesday	7:00 pm	Intermediate Casting Clinic: Middo & Van Derhoof
9	Wednesday	9:00 am	Conservation Team at San Gabriel
		7:00 pm	Fly Tying Forum
12	Saturday	9:00 am	Youth Fly Tying Class
14	Monday	4:15 PM	Trout in the Classroom Meeting -- 1299 E. 32 nd , Signal Hill
15	Tuesday	7:00 pm	Intermediate Casting Clinic: Middo & Van Derhoof
16	Wednesday	7:00 pm	Fly Tying Forum
19-20	Weekend		Northwestern Tournament
19	Saturday	9:00 am	Youth Fly Tying Class
22	Tuesday	7:00 pm	Beginning Fly Tying Class — Orientation Night
23	Wednesday	7:00 pm	Fly Tying Forum
26	Saturday	9:00 am	Youth Fly Tying Class
29	Tuesday	7:00 pm	Beginning Fly Tying Class — Techniques Night
30	Wednesday	7:00 pm	Fly Tying Forum
31	Thursday	7:00 pm	Monthly Meeting: Rob Anderson

November

2	Saturday	9:00 am	Pre-Trip: Northern California w/ Marc Bonvouloir
4	Monday	7:00 pm	Board of Directors Meeting
5	Tuesday	7:00 PM	Beginning Fly Tying
6	Wednesday	7:00 PM	Fly Tying Forum
9	Saturday	9:00 am	Trout in the Classroom Training Session
9-12	Week		Northern California w/ Marc Bonvouloir
12	Tuesday	7:00 PM	Beginning Fly Tying
13	Wednesday	9:00 AM	Conservation Team at San Gabriel
		7:00 PM	Fly Tying Forum
14	Thursday	7:00 PM	On the River Clinic with J. Libeu
19	Tuesday	7:00 PM	Beginning Fly Tying
20	Wednesday	12:00 PM	Nooner Lunch
		7:00 PM	Fly Tying Forum
21	Thursday	7:00 PM	Monthly Meeting: TBD
27	Wednesday	7:00 PM	Fly Tying Forum

December

2	Monday	7:00 PM	Board of Directors Meeting
3	Tuesday	7:00 PM	Beginning Fly Tying
4	Wednesday	7:00 PM	Fly Tying Forum
5	Thursday	7:00 PM	On the River Clinic with J. Libeu
7	Saturday	7:00 PM	Venison Stag
10	Tuesday	7:00 PM	Beginning Fly Tying
11	Wednesday	9:00 AM	Conservation Team at San Gabriel
		7:00 PM	Fly Tying Forum
12	Thursday	7:00 PM	On the River Clinic with J. Libeu
17	Tuesday	7:00 PM	Beginning Fly Tying
18	Wednesday	12:00 PM	Nooner Lunch
		7:00 PM	Fly Tying Forum
21-22	Weekend		On the River Clinic with J. Libeu: Field Trip
28	Saturday	7:00 PM	Pre-trip: Lower Owens #1, #2, #3



JUNKYARD SPEY



WWW.OLDMOEGUIDESERVICE.COM • 435-885-3342



www.bobmarriotts.com
info@bobmarriotts.com
 2700 W. Orangethorpe Ave.
 Fullerton, CA 92833

GOING GREEN...

We now offer a full service Equipment Recycling Program that saves resources... and puts some "green" on an account for you here at the shop!

www.bobmarriottsflyfishingstore.com/going-green

Store (714) 525-1827 Travel (714) 578-1880



YOUR FLY FISHING DESTINATION
& RESORT OUTFITTER

FLY FISHING EXCURSIONS • CLASSES
PRIVATE INSTRUCTIONS

(310) 749-6771

3901 Brayton Ave., • Long Beach, CA 90807 • www.spfadventures.com



hotel CURRENT

NIA ENG
DIRECTOR OF SALES

5325 e. pacific coast highway • long beach, ca 90804
 direct 562.597.1341 x 117 • facsimile 562.597.8741
nia@hotelcurrent.com • www.hotelcurrent.com