

Inside

- ❖ Fly of the Month: PMD Captive Dun
- ❖ Club Trips for 2019
- ❖ Three Month Calendar

Highlights

- Page 3: Al Quattrocchi on Calico Bass
- Page 7: North Platte and Miracle Mile Club Trip
- Page 12: Can We Talk? It's about your Casting...

Target Talk

NEWSLETTER OF THE LONG BEACH CASTING CLUB, ESTABLISHED 1925

AUGUST 2019

WWW.LONGBEACHCASTINGCLUB.ORG

Leader's Line...

Learn Fly Fishing at the Long Beach Casting Club

Today, I was privileged to meet a new member at the Long Beach Casting Clubhouse that said, "I joined to learn to fly fish." My answer was, "you certainly have come to the right place." The Club's mission includes teaching anyone who is interested in fly fishing, truly any aspect of fly fishing. Here are just a few "clinics" to learn fly fishing that everyone is welcome to attend:

2019

- ❖ Beginning Spey Casting Clinic May 11, 25, June 8 & 22
- ❖ Rod Building five weeks beginning May 28
- ❖ On-the-River Clinic (Classroom) October 10
- ❖ Intermediate Casting Class October 1, 8, & 15
- ❖ Beginning Fly Tying October 22–March 3
- ❖ On-the-River Clinic (Field Trip) November 9 & 10

2020

- ❖ Beginning Casting Class March 10–April 7

Occasionally, the club offers additional classes for specific subjects such as:

- ❖ Casting Accuracy Improvement
- ❖ Fishing Knots
- ❖ Fly Line Rigging
- ❖ Beginning Tenkara Casting

We even have classes that nobody has even offered. This week, the Club's Premier Rod Building Instructor, Eddie Madrid, indicated he was developing a class on building exquisite rod grips. So, watch for email blasts or articles in the monthly newsletter, TARGET

TALK, for announcements. The club's web page is the best source for confirming activities, see: <http://longbeachcastingclub.org/calendar/>.

The club organizes fishing trips and social events intended to encourage fly fishers exchange ideas. Club fishing trips allow everyone to try their newly acquired fishing gear, casting techniques, and angling tips from clinics, or other sources. An added bonus for participating in activities at the club are to make contacts with experienced fly fishers that will offer help with catching fish.

Additionally, the Club offers several Pre-Trip Workshops in advance of many of scheduled fishing outings. Each of these Workshops are intended to teach each person planning on attending the Club trip how fish the water, select the best flies for the location, how to rig their rods and much more.

Preparation for your next trip will start with a trip to the Long Beach Casting Club Pond to practice casting.

See you at the Pond!

Club Trips for 2019

ART DAILY, 2ND VICE PRESIDENT

TRIP DATE	TRIP & LEADER
Aug. 3	Yards and Inches, w/Mick Woodbury, Pre-Trip: Wed. July 24, 7:00 PM
Aug. 13	Tenkara Fishing, w/Art Strauss at Laguna Lakes, Fullerton, NO PRE-TRIP
Aug. 20–24	Golden Trout Wilderness, Backpacking, w/Jim Garvey, Pre-Trip 8–14, 7:00 PM
Sept. 18–22	20 Lakes Basin, Backpacking, w/Jim Garvey, Pre-Trip Sept. 11, 7:00 PM
Sept. 17–21	Montana Trail Blazer Trip, w/ M. Woodbury & Gary Kosaka, Pre-Trip Sept. 4, 7:00 PM
Sept. 23–26	Mono Hot Springs, w/Terry Komisak, Pre-Trip: Sept. 11, 7:00 PM
Nov. 9–12	Redding California, w/ Marc Bonvouloir, Pre-Trip: Nov. 2, 9:00 AM

Trip deposits for trips that are 'double occupancy' and require deposits in advance are non-refundable. Should you need to cancel your reservation, your deposit money will be refunded if another club member replaces you.

Trip location, dates and pre-trip workshops are subject to change, so monitor Target Talk or the web calendar for the latest information. If you would like to be a stream keeper and need help organizing a club trip, let me know. Please contact me if you have any suggestions for a trip or any questions at dailya42@yahoo.com.



Got Photos?

If you have a great photo that would be of interest to your fellow members send it along to our Social Media guy, Tom O'Brien. It just might end up on Facebook or Instagram! Send 'em to Tom at: obrien579@yahoo.com

OFFICERS

PRESIDENT

COLIN KUMABE
(562) 221-9418

1ST VICE PRESIDENT

STEVE JONES
(562) 682-7920

2ND VICE PRESIDENT

ART DAILY
(714) 335-4628

CO-CAPTAINS

MARK FLO: (562) 420-8121
MIKE IVY: (714) 720-6599

MEMBERSHIP SECRETARY

WAYNE SAKAGUCHI
(714) 264-2135

TREASURER

TOM MCGIVERN
(310) 947-4212

CORRESPONDING SECRETARY

BRAD LANDON
(714) 323-0586

FACILITIES & POND

STEVE HIGASHI
(562) 508-8219

SENIOR DIRECTOR

DAN RIVETT
(562) 431-2738

JUNIOR DIRECTOR

YASH ISEDA
(562) 596-7766



TARGET TALK EDITOR

ROB PETERSON
(310) 963-2515

Al Q (aka Quattrocchi) on Calico Bass

STEVE JONES, 1ST VICE PRESIDENT

We are in for a real treat in our August monthly meeting! I recently have been doing some research on our speaker for August who is Al Quattrocchi or Al Q as many call him. This man has an impressive resume when it comes to fly fishing in saltwater! I would encourage you to go to his online home which can be found at: <https://alquattrocchi.wordpress.com/about/>. Or just google Al Q and this will pop up. His Instagram photos are very impressive. You will also see some of his other passions that he has like photography, making candy, Fly tying . I am super excited to listen to his presentation!

Al has been saltwater fly fishing and tying flies for over thirty years. He currently holds two IGFA world-records (Calico Bass 12# tippet and White Sea Bass, 20# tippet). He was recently awarded the "Ross Allen Merigold Complete Angler Memorial Award" by the historic Pasadena Fly Fishing Club in Southern California. Al's articles, photography and flies have been published in many prominent fly fishing magazines over the years.

He is a licensed and bonded, surf guide. He founded the now retired, One Surf Fly event in SoCal, which lasted nine seasons and raised thousands of dollars supporting fly fishing non-profits and worthy causes. Al with friend Conway Bowman have hosted the Carp Throwdown for the past eight seasons, SoCal's first elite carp on fly event held in Lake Henshaw, San Diego each spring. His favorite California fish to target in the surf is sight-fishing for Corbina, which he has written about and pursued for over two decades.

Promoting saltwater fly fishing through classes and lectures has been Al's passion, up and down the California coast.

Al currently resides in Westchester, California with his wife Janet and daughter Quinn.



New Club Members

WAYNE SAKAGUCHI,
MEMBERSHIP SECRETARY

The Board of Directors approved these new members at the last Board Meeting:

- ❖ Joe Kalohi
- ❖ Robert and Diane Mayfield

Please greet and welcome our new members at the club's next monthly meeting. Here's wishing them a lifetime of healthy hatches and tight lines.

Yards & Inches Tournament #12

MICK WOODBURY, PAST PRESIDENT

Saltwater anyone? The Y&I is coming up fast: Saturday, August 3rd. This will be the 12th consecutive year of the event that is known by some as the Posole Bowl.


For those who are new to the club it's a local catch and release event that happens only about five miles from the clubhouse. The targeted species include spotted bay bass, sand bass, calicos, croaker, white sea bass, halibut, mackerel and just about anything else that swims in the bay except sharks and rays.

The rules are simple: catch a fish (flies only, no bait), measure and record its length and turn it loose. Repeat, repeat and repeat again. The highest number (total length of everything you catch) is declared the winner. Last year, the combined Long Beach Casting Club Fleet caught about 29 feet of fish. Rix Gano was the winner with 106 inches (8 feet, 10 inches! or 33% of the Fleet TOTAL!!!). Runner ups were 62 and 52 inches respectively.

It's a floating event—kayak, pontoon, dingy, float tube, small boat, etc. If you float, you're in the Fleet. Float tubers better stick to the boat docks. The main current gets too strong to kick against.

Rods: 6 to 8 rods weight will work just fine. You'll want sinking lines or shooting-heads. The fish are all bottom dwellers. If you're not plowing the bottom, then you should consider sleeping in instead. The most common fly is the Clouser or versions of it. More about flies at the Pre-Trip Meeting, July 24th at the Clubhouse, 7:00 PM.

We fish Huntington Harbor from the PCH bridge inland. It's all calm water bay fishing. Launch around 6:00 AM. Lines out at noon. The tide will be incoming all morning. It's a 5.4 tide so the fish should be awake and hungry the entire time.



This is an event where there are no losers. Even if you're skunked, you can claim a bowl of posole, chips, salsa and a PBR. If you're the winner, you also get your name on a trophy. Okay, the trophy is a big yawn, but the bragging rights are cool and the PBR is icy.

In appreciation for the many years of support,

Bob Marriott's is pleased to give 2% of all Long Beach Casting Club member purchases back to the club. This store credit can be used by the club for raffle prizes or toward other product purchases that will help enhance and benefit club activities. When purchasing from Bob Marriott's, please be sure to mention that you are a LBCC member to help ensure a percentage of your sale will go back to the club.




Conservation Update

MICK WOODBURY, PAST PRESIDENT

The monthly conservation trips to the West Fork of the San Gabriel River will take a breather for the months of July and August. But come September, they'll be back in full swing again. Chuck is having cataract surgery (both eyes so he can see those size 20 dries better) and wants to allow lots of healing time.

Chuck's doing great and is anxious to get back to his beloved river. Incidentally, there's lots of water up there now. It's a nice place to practice your skills. Always worth the effort to practice once the Conservation efforts are completed!

Remember these conservation trips to the West Fork resume in September they will occur on the second Wednesday of the month at 9:00 AM.



It's Full on Summer IN THE EASTERN SIERRA!!!

Crowley Lake is California's premier trout stillwater fishery. The summer bite is strong, and the views on the lake can't be beat.

**Give me a call if you'd like to book a trip for the lake. Chris Leonard - 818.288.3271
I offer half-day and full-day trips. Moving waters as well as Crowley Lake.**



Fish the West Slope of the Sierras at Mono Hot Springs Resort!

Join the Club and fish the West Slope of the Sierras at the beautiful Mono Hot Springs Resort. Fish the streams and lakes in this gorgeous mountain hideaway. You will not be disappointed.



- DATES:** Arrive Monday September 23 and fish 24, 25 & 26. Depart Friday, September 27, 2019.
- EXTRAS:** Your transportation cost, guide tips, fishing license, liquor, food.
- COST:** The cost for the trip is **approximately \$540.00 per person w/guide or \$200.00 on your own.**
- INCLUDES:** 4 nights lodging in stone cabins and 3 days guided fishing with Jimmie Morales.
- SIGNING UP:** Contact Terry Komisak @ 562-221-2631 or tk_nsp44@yahoo.com. Contact Terry ASAP so he can reserve cabins and guides.
- GETTING THERE:** East out of Fresno through Clovis on Hwy. 168, drive 85 miles east to Mono Hot Springs Resort.
- MORE INFO:** Contact Terry @ 562-221-2631 or Mono Hot Springs Resort at <http://www.monohotsprings.com> or call them at (559) 325-1710.



*On the San Joaquin River with Guide Jimmie Morales
- Fly Fishing For Eastern Brook Trout*

Fly Fish the Trinity and Lower Sac Rivers with LBCC

THE FLY SHOP

ADDRESS: 4140 Churn Creek Rd, Redding, CA 96002

HOURS: Closes at 6:00 PM

PHONE: (530) 222-3555 **E-MAIL:** info@theflyshop.com



RED LION HOTEL

1830 Hilltop Dr, Redding, CA 96002

Phone: (530) 221-8700

Join the Club as we venture north to Redding, California to fish the Trinity River & the Lower Sacramento River for steelhead and trout. We will be fishing out of 'The Fly Shop' in Redding, for two days of fabulous Northern California Fly Fishing. Details are as follows:

- WHEN:** November 9–12, 2019. We arrive on Saturday and depart on Tuesday.
- COST:** Total cost of the trip is **\$650.00** per person, double occupancy.
- PAYMENT:** Anglers pay **THE FLY SHOP** and **RED LION HOTEL** directly as follows:
- SCHEDULE:** The total amount due to **THE FLY SHOP** of **\$475.00** is due no later than **September 15, 2019**. The total amount due to the **RED LION HOTEL** of **\$175.00** will be due on checkout.
- INCLUDES:** 3 Nights lodging and one day drift fishing on the Trinity River and one day drift fishing on the lower Sac. Lunch and drinks included on drift days.
- NOT INCLUDED:** **Meals, fishing license, steelhead card and alcoholic beverages.**
- LODGING:** We will stay at the **RED LION HOTEL**. Call Marc as he will make hotel reservations for the group.
- SCHEDULE:** On Sunday, November 10 we will meet the guides at Holiday Market in Weaverville, for a full day float/wade on the Trinity River. On Monday, November 10 we will meet the guides at the Sundial Bridge to float/wade the Lower Sacramento River.
- GEAR:** For the Trinity 6 to 8 wt. rods; Lower Sac 5-6 wt. rods. Fishing license and a steelhead card (\$ 7.50) are required. Be prepared for all types of weather.
- MORE:** Go early or stay later on your own. Questions or to get on the interest list contact Marc Bonvouloir ASAP @ mrmlb21@gmail.com. Must be a club member.

Club Trip Report: North Platte River and the Miracle Mile

BOB ALLEN, MEMBER

Eight members of the Club traveled out to Wyoming for four days of fishing along the North Platte River this past June. Without a doubt, the weather was ideal for all four days on the water floating multiple venues. Arriving in Casper, Wyoming we were met by our hosts and quickly were shuttled of to the “Grey Reef Lodge.” The new rustic cabin feel “lodge” overlooks the North Platte River Valley and has majestic views. Included are outdoor private patio areas with private decks overlooking the river, complete with amenities with fresh farm-to-table meals prepared by their private chef.

The Grey Reef section of the North Platte River is considered one of the best rainbow trout fisheries in the country. It is known for its impressive number of particularly large fish. The waters remain uncrowded and it is truly the spot for fisherman hoping to catch massive trout. Many of the group can share the fact

that six or seven weight rods with fighting butts were appropriate for the days on the river.

In addition to the Grey Reef section of the Platte River, we had an opportunity to “drive” out to the “Miracle Mile” to float. When I say drive, it was more like an adventure through a vast prairie environment complete with Pronghorn, Elk, endless rolling hills, beautiful surroundings and of course a dirt road that challenged the sturdiest of vehicles and drift boat trailers. The “Miracle Mile” is that stretch of the North Platte that is many miles long, running between the Seminoe and Pathfinder Reservoirs. Curt Gowdy, legendary broadcaster, Red Sox announcer and Wyoming native gave the place its name in a famous episode of ABC’s THE AMERICAN SPORTSMAN because it held (and still does...) massive brown and rainbow trout.

Fishing this my third visit to the Platte was more challenging in that a prior storm created less clear water on the “Reef” than in the past. Fish were caught, however, you needed to be focused and patient and then be prepared for a “tug” you will not soon forget.

Looking forward to next year!



Trout in the Classroom Comes to the LBCC This Fall

BOB ALLEN, MEMBER

Recently with the Board of Directors approval, the leadership of Colin Kumabe and Bob Allen, a partnership has been established with the California Department of Fish and Wildlife, The Long Beach Unified School District and the Long Beach Casting Club. Through out the last several months of meetings and discussions a plan was established to have our Club become a sponsoring agency for the implementation of the curriculum and outreach activities associated with the California Department of Fish and Wildlife's successful program: TROUT IN THE CLASSROOM.

Coming along side us is the School District that will play a pivotal role in providing students an enrichment activity that not only comports to the California Department of Education Standards while also delivering curricula in new and creative methodologies.



A Fall and Spring program is offered to the schools and is approximately seven weeks long. During the session, grade level appropriate curriculum is introduced by the volunteer teacher that encompasses all the topics necessary for the reproduction, growth and development of rainbow trout. Interestingly, while this is ongoing, viable trout eggs are provided to each classroom and mature in a chilled aquarium within the classroom. Habitat maintenance, environmental

awareness, basic water chemistry and entomology are but a few of the topics within the curricula provided by the Department of Fish and Wildlife. Upon maturity, the fry are then transported to a nearby, approved release site and the students send their little fish off for us to catch in a few years. I, Bob Allen, have been involved with this program for some years now and still wonder at the degree of student involvement and the benefits the students receive from this interactive enrichment.



This appears to be a perfect match for the Club's outreach into our immediate community. As a sponsoring Club we will be invited to participate on several levels from delivering eggs, aquarium(s) set and assistance with maintenance, guest speakers in the classrooms and coordinating release days with mini presentations that the Club is best suited for. I would think fly casting, fly tying, entomology etc. just to name a few.

On October 14, 2019 Colin and I along with Jennifer O'Brien from the Department with Fish and Wildlife will be meeting with interested teachers and administrator for a half day of brain storming and sharing ideas. We would like to invite anyone that might be interested to come along with us also. Additionally, we have tentatively scheduled a "training session" at the Club on November 9th, 2019 that is requirement for teacher involvement and again, invite interested members to join us.

At this juncture Colin and I would like to offer you an invitation to partner with us with your time and talents at any level you are comfortable with. We believe that this outreach will provide the Club yet another opportunity to reach our community and share with students the wonders of our environment.

Trail Blazers Wanted

MICK WOODBURY, PAST PRESIDENT

Like to explore new waters? Ever think about the wonders that Lewis and Clark encountered? Do the rivers Bitterroot, Big Hole, Blackfoot and Clark Fork pique your curiosity? This September you can scratch your itch for new waters by joining a small group of explorers to investigate these famous streams.

Gary Kosaka, former LBCC board member, very capable fisherman and all-around good guy, moved to SW Montana and quickly found himself on the board of the Fly Fishers of the Bitterroot.

At our Green River #2 in May he mentioned a desire for an LBCC club trip to explore the blue-ribbon opportunities in his neighborhood. I quickly signed on and said I would be the local contact for anyone is interested. Since the dates interfered with already scheduled events and we didn't want to step on any existing plans, we've waited until those trips filled. This isn't a typical Club "been-going-there-for-years-and-know-every-guide's children by first name" kind of trip. We're trailblazing. Still interested; then here's the scoop:

SEPTEMBER 17 — Fly (drive if you want to, it takes about 2 days with stops on the Beaverhead or Big Hole) to Missoula, Montana. Rent a car and together, drive south for about 45 minutes to Hamilton. There are plenty of hotels and restaurants (keep in mind, the 'biggest' little town in the Bitterroot Valley has an approximate population of 5K) or, depending on group consensus, a nice VRBO home that could house us all.


SEPTEMBER 18 — Float the Bitterroot. It's a well-known blue-ribbon river with great scenery and healthy rainbows and browns. This time of the year, deer, elk, eagles and osprey frequent the river.

SEPTEMBER 19-20 — Here's a bonus; local knowledge. Gary will ask some of his friends to will

help us walk and wade whichever river they like. Could be the Big Hole (a blue-ribbon stream and one of Montana's most beautiful rivers), the Blackfoot—remember a RIVER RUNS THROUGH IT? Or the Clark Fork named for William Clark and also one of Montana's largest rivers. We'll see new waters, make new friends, link up with some club members and explore new territory.

SEPTEMBER 21 — Travel day. Return home.

The trip is limited to just eight folks total. Cost will be in the \$1,000 to \$1,300 range (guesstimate). If you're interested, I'll put you on the list and keep you informed as things develop. No money is required at this time. Contact me at: mick@rwmktg.com.





**GREEN ZAHN
& ASSOCIATES**
An Accountancy Corporation

Joan K. Green, CPA
joan@GreenZahn.com

1700 East Pacific Coast Highway • Seal Beach, CA 90740
p 562.799.4440 877.838.3299 f 562.799.4441 www.GreenZahn.com

Member American Institute of Certified Public Accountants • California Society of Certified Public Accountants

ACA's National Casting Tournament Comes to Pasadena Club!

**HENRY MITTEL, PRESIDENT
AMERICAN CASTING ASSOCIATION**

This year's ACA National Casting Championships will be hosted by the Pasadena Casting Club July 31st through August 4th in Pasadena, Ca.

The host hotel is: **GreenTree Pasadena Inn.**

The **HOTEL ADDRESS** is:
400 S. Arroyo Parkway
Pasadena, CA 91105
Phone: (626) 795-8401
Fax: (626) 577-2629

GROUP NAME: Pasadena Casting Club
Single King Bed @ \$139/night + taxes
Two Queen Beds @ \$149/night + taxes
Nominal arrival & departure: 7/31–8/4 extendable

NOTES:

- ❖ The distance events will be held at "Lot H" of the Rose Bowl complex near the corner of N. Arroyo Blvd and Seco Street.
- ❖ The accuracy events will be held at the PCC casting pond in the Lower Arroyo Park. The entrance is near the corner of S. Arroyo Blvd and Norwood Drive.
- ❖ The PCC Clubhouse is next to the PCC pond.
- ❖ Accuracy start times are approximate. Due to sun/shade conditions, not all stations may start at that time.

SCHEDULE:

WEDNESDAY, JULY 31st

Practice Day

Practice at distance field: 10:00 AM – 4 PM. Practice at accuracy pond: all day.

Opening ceremony: 5:30 PM at Clubhouse.

THURSDAY, AUG. 1st

8:30 AM 2-Hand Spin
2-Hand Rev
2-Hand Fly
1-Hand Fly

FRIDAY, AUGUST 2nd


8:30 AM - 1-Hand Spin Distance
Angler's Fly Distance
3 PM - Business Meeting at PCC Clubhouse

SATURDAY, AUGUST 3rd

8:30 AM - Dry Fly Accuracy
Bass Bug Accuracy
Cast-offs for Dry Fly and Bass Bug
1/4 oz. Plug Accuracy
3/8 oz. Plug Accuracy
Dinner (Italian) at PCC Clubhouse

SUNDAY, AUGUST 4th

8:30 AM - Trout Fly Accuracy
Wet Fly Accuracy
5/8 oz. Plug Accuracy
5/8 oz. Team
Awards Banquet



The Nationals are Coming! The Nationals are Coming!

MICHAEL MILLER, PASADENA CASTING CLUB

For the first time the Pasadena Casting Club is hosting the ACA National Casting Tournament. We have been working on it for months now having officiating classes, renting a distance casting field, getting permits, raising money, making hats and tee shirts etc. These are all parts of the process that you of The Long Beach Casting Club know so well. You have been so helpful already, being so quick to steer us with your knowledge, and even lending us a rod stand to copy. We are also fairly certain we will continue to ask you for advice as the learning curve with this is pretty steep.

Presently, we are in need of experienced officiators. While the officiating classes that we hosted produced enough new people for one shift of scorekeepers and tic judges for three stations of accuracy we remain in need of another shift of same. Our thinking is that our club could do first shift starting at 8:30 AM and hopefully the second later shift populated with our people and some from your club.

If any of you can help us out it would be most appreciated. The date for the distance games is August 1-2 and the date for accuracy games is August 3-4.

Our Club members David Bird and Tom Smith are in charge of the score-keeping responsibilities for the tournament. If you can help us, please do so by contacting David Bird at this email address:

david.bird1939@sbcglobal.net



15% Discount from Chao Hang & Aventik

PAUL BURGNER, MEMBER

Chao Hang of Aventik is offering all LBCC Club Members a **15% discount** on the products listed below. To take advantage of this offer, go to the club Web page and click on Sponsors. Then click on (Aventik). The Aventik (Amazon) store page will come up. Type the ASIN # in the search area. Example (ASIN B079NBK9L4). The product will come up. When checking out use code **XPBX8RFJ** for the discount. The product list and code will change from time to time and will be listed in the current Target Talk.

Items for this Month:

- ❖ Fly Tying Foam Tool Holder- ASIN: B07HNH8JQZ
- ❖ Para Post Wings- ASIN: B07JKNT4YT
- ❖ 3-D Streamer Fiber Flash- ASIN: B01N6Q6NFD
- ❖ Peacock Quill Combo- ASIN: B076XMQG86
- ❖ Machined Fly Tying Tool Caddy, Red- ASIN: B07GP17DSL
- ❖ Wood Net Release, Green- ASIN: B01MY7GX9U.
- ❖ Round Tungsten Beads, 100pc, Nickle, 2.0mm- B07QLLF6KG



Vicki Arreguin
Director of Sales
dos@goldensailshotel.com

Golden Sails Hotel
6285 East Pacific Coast Highway
Long Beach, CA 90803
P: (562) 596-1631
D: (562) 594-0210
Reservations: (800) 762-5333
goldensailshotel.com

Can We Talk?

it's about your casting...

JOHN VAN DERHOOF, PAST PRESIDENT & MASTER CERTIFIED CASTING INSTRUCTOR

Many of you know me as a regular down at the pond. I am there 5, 6 sometimes even 7 days a week. I hang out, I tell fishing lies (of course), eat Lincoln's lunches and I cast. I cast a lot. Trouble is I don't see many of you down there casting with me. And what casting I do see, frankly, needs improvement. I am going to apologize now because this is going to be the meanest article I have ever written. While I think I am being honest and rather blunt (and you need to realize the truth that is your casting), maybe I can help you become better for your next trip.

The problems I see with most casters can usually be boiled down into two or three primary flaws. Usually one or two faults per person and sometimes all three—yikes! I sit on the porch; I watch; and I see the same thing over and over and over again. There is no attempt correct the flaws; only the same repetitive casting. Eyes forward and locked on your front loop. The loop is still wide or tailing or flying in directions you aren't intending it to go. Einstein defined insanity as “doing the same thing over and over and expecting different results.” Well, there's a lot of insanity down at the Club so here is what I see and maybe a way to help fix some of your problems.

First, let's take a look at your casting arc—this is

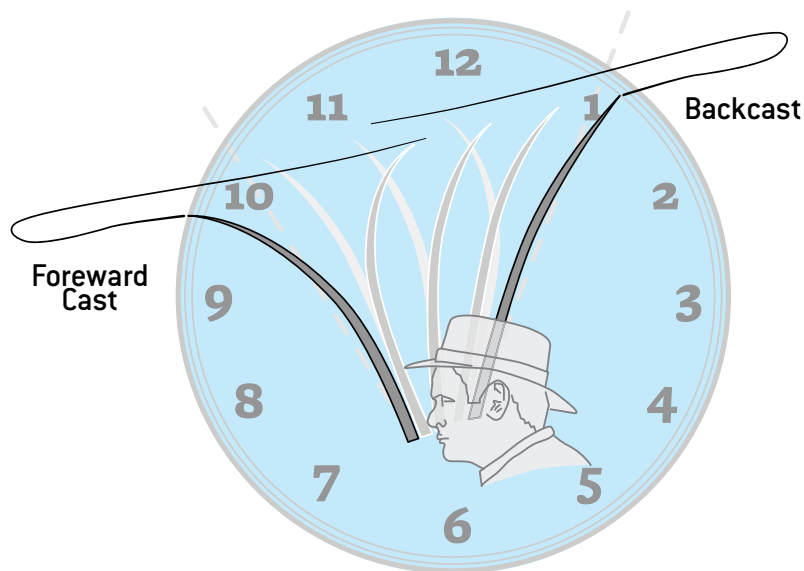
the single biggest flaw I see on a daily basis and it is truly pervasive. For a 30 to 40 foot cast your backcast should not go back past 1:00 o'clock. That means that your casting hand is barely going get to your ear without breaking your wrist. If you use a lot of wrist (and assuming you're using it properly), your hand should be well out in front of your shoulder. What I see is more like 2:00 o'clock or a heck of a lot further on the backcast. Every one of you knows this is bad and you've heard countless Club instructors telling you this and why. It creates wide, round loops that don't turn over completely and never achieve the distance you want.

Also, the forward stop needs to be addressed. I see most of our Club members stop the forward cast at 9:30 or even 9:00 o'clock. That means that rod is essentially flat and parallel to the water. No wonder you could drive a large truck between the top and bottom legs of your loops! So how do you tighten your loops? Simple, stop the dang rod sooner. By stopping the rod at 9:00 o'clock you are literally pulling the

bottom leg of your loop farther away from the top leg and voila: a HUGE loop! By shortening your casting arc to a 1:00 o'clock on the backcast and 10:00 o'clock on the forward cast your loops will tighten and your casts will have direction and purpose.

The next of the faults that I often see is too much power and way too fast a tempo. You folks are killing it out

there and there is no reason to. Casting 30 to 40 feet of fly line (or even 50 feet for that matter!) is a gentle process. It is NOT being Dustin Johnson or Rory McElroy playing on the PGA tour hitting a 370 yard drive. Nope, more like a 50 yard wedge shot... Try to slow it down and cast about 30 feet with the least



WHAT A GREAT CASTING ARC & STROKE LOOKS LIKE!

amount of energy you can. Feel like the cast is going to fail. Hell, make it fail and then add only enough to keep it from collapsing. Do something new—let the rod do the work for you. Whenever you watch a really good caster doing what they do well, they look fluid and make the whole process look effortless. You need to as well. This will solve most of those nagging tailing loop issues. Remember, the backcast and the forward cast are both **slow, smooth** accelerations to an abrupt stop.

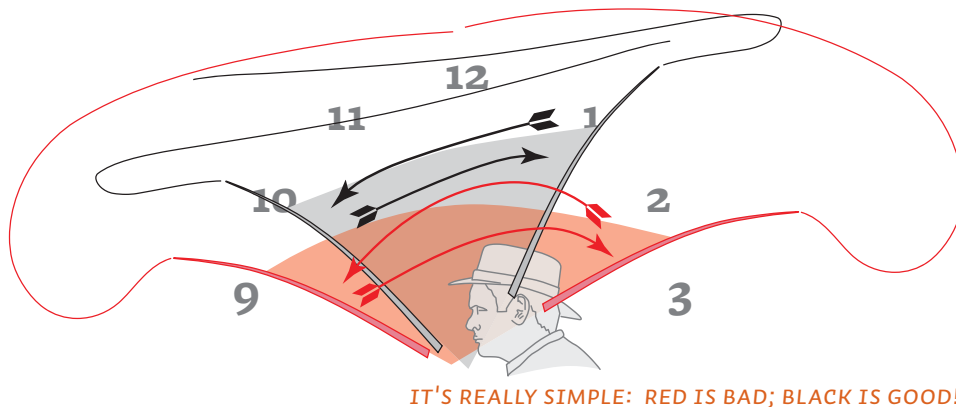
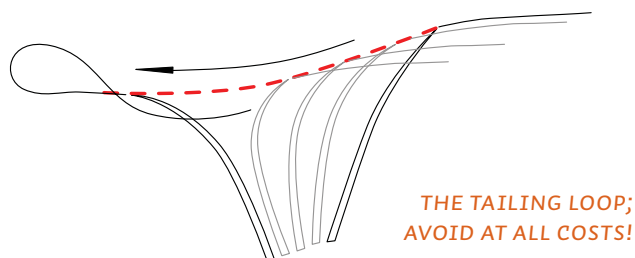
Finally, another fault I see is what we instructors term as tracking issues. This means that your casting hand is not traveling in a straight line and therefore, neither is your rod tip. Your forward loop looks for all the world like you're trying to cast around a tree with no control as to where your fly will land. It is usually caused by your shoulders and/or hips rotating during the cast. Put your casting foot forward (it will help keep you from turning your hips and shoulders) and try to keep your body still. Gently pull the cast straight back and then pull the cast straight forward. Feel like the back of your hand is sliding along a pane of glass never leaving it. Practice this using only a Pick Up and Lay Down cast. Keep your stroke short and use less power and your tracking should improve.

The one point I really want to make quite clear is standing there and casting with your eyes locked forward looking for that one impossibly nice loop. Please, force yourself to look at your casting hand as you cast. This is **the** only way that you will see the casting problems. This way you can stop making a too long a backcast and a too long a forward cast. You can't fix what you don't see. I am constantly looking at my hands and rod position as I cast and seldom look forward until the end of each casting

cycle delivering the final cast. You know where the where the rod should stop in both directions and if you don't look to see where you are actually going you will never correct the problem. Put your non-casting hand, or a magazine or a second hat in front of your face while looking forward to force you to look sideways at your casting hand. You will still have time

to see your loop **AFTER** the forward stop.

So why do I go down to the Club and cast? Because, even though I am a good caster, I want to be a better caster. The only way I can achieve that is through practice. You will never improve until you start practicing proper casting techniques. Don't go out and waste of your valuable time. This article really does apply to all of you Just so you know, I doubt I could count 50 members out of a total of 450+/- that can cast well enough to be truly comfortable casting in fresh or saltwater with a single hand rod and most of them are Certified Instructors.



The only way you are going to improve your casting is through **proper** practice. Go out to the pond and cast for 20 minutes. Then rest for 20 minutes and start over. Concentrate on one thing as you cast! Keep concentrating on that one point of improvement each time you practice until it is no longer a problem. Then move on to the next issue. Ask questions of those experts we have down there. They are more than willing to offer good suggestions.

Fishing Back In Time: Tale of a Trip Gone Awry

E. A. "ED" THOMAS, PAST PRESIDENT

The exact date slips my mind, but sometime in the late '30s or early '40s a fishing trip was cooked up by Gil Hokanson and R.L. Williams, a former big league ball player. As "R.L." would be returning from a trip to Northern California, it was decided that Gil would take all the fishing gear in his new station wagon (only 1500 miles on it) and that they would meet at Howard's Motel on Lake Crowley and fish in that area.

Gil and "Ma" went up a day before, leaving early in the morning and were settled by nightfall. Gil had plans, but said not one word to anyone about them. At 3:00 AM he slipped quietly out of bed, snuck out of the room and into the car. He grabbed a cup of coffee at an all night truck stop and was on his way—around the upper end of Lake Crowley, across Long Valley and over the Owen's to what was laughingly termed a road running back the far side. The road was mostly holes and ruts.

He found a place to turn off the road and got out, leaving the motor running, radio playing and left the door open while walking down to the water to listen for any fish rising. He noticed a movement of the car lights and looked back to see the wagon rolling down the bank towards him.

He ran to intercept it but in the dark couldn't see the open door that belted him and knocked him flat! The wheels evidently struck a rock or something and the car took a slight turn to the right and, with the motor still running, radio playing and all lights lit, it gracefully dove into the lake. Gil said the motor quit first, along with the radio and the lights were the last to go. Then, there was silence.

Gil said it was so dark he thought he had fainted. There was no moon, no one ever came to that side

of the lake—no one knew where he was—he was really alone. Not being a smoker he had no matches to start a signal fire so there was only one thing left to do and that was walk. It was about 10 miles back to the main highway.

After walking for about 30 minutes, he was amazed to see a pair of headlights coming down the road towards him. Can you imagine what the driver of the car thought when he saw an apparition standing in the middle of the road at 4:00 AM? He stopped, listened to Gil's sad tale and, turning around, took Gil back to the motel refusing any payment.

Well, the next thing was to tell "Ma" so Gil woke her up and as gently as possible said "the car's in the lake."


She said, "WHAT!?", so he said it again whereon "Ma" went into orbit giving Gil what for and which for! When she finally settled back to earth, the next thing she did was to call her son, Jim, and he said he would be there as soon as he could, but to get a tow truck to pull the car out of the lake, which they did. It was now 6:00 AM and the tow truck had to come up from Bishop—the biggest truck in the area. Along with the truck came a diver, who did not charge for the dive, but the total was \$125.00 to get the car out of the lake.



For all of you new members, few of these named members will ring any bells. I thought it might be time for you to become acquainted with a couple of the more prominent ones, hear a totally JA Award worthy story and absorb a

bit of the Club's history.

For those of you who remember Ed, I'm sure you will have no problem visualizing him telling this story. Dean Rickerd provided this story, and several others written by Ed that we have printed for your enjoyment in the past. For those of you who never had the chance to meet him, he made the LBCC what it is today, particularly with regard to its casting reputation. Ed was a LBCC past president, a many time national casting champion, and a member of the ACA Tournament Casting Hall of Fame. Ed had a gruff exterior, a heart of pure gold and the desire to help anyone better their casting. He was a true classic.—Jr. Editor



The 2019-2020 Roster is Available

COLIN KUMABE, PRESIDENT

The latest edition of the Long Beach Casting Club roster is now available. Most of you by now have received an Email Blast informing you that the Roster is available for download on the Club's website. It does require a Password for access.

For the first time, the Club's Board has decided that we will not be printing a Roster. Since the vast majority of our membership all receive their LBCC news via the internet, it was an easy decision to save the money expended on printing and postage.

Additionally, providing our members with a digital Roster will allow them to have a more portable access to the membership, events and all the rest of the information provided between its now digital covers. Just save it to your phone!

To GSP or to Not GSP; That is the Question...

DAVE BOYER, MEMBER

Of the threads available today for fly tiers to choose from, GSP (Gel-Spun Polyethylene) is probably the least understood and a thread lots of tiers shy away from. If you need strength from a thread, there is no better. The thread flattens nicely, is very strong verses the relative diameter, and being slicker than other threads works well with spinning or stacking hair bugs or where you need more strength on say saltwater flies or large streamers without thread build up. As a comparison, Wapsi UTC 140D thread has a relative diameter of 0.041" and breakage strength of about 900 grams. Wapsi GSP 50D has a relative diameter of 0.020" and a breakage strength of 1815 grams; so half the diameter, twice the strength of the UTC 140. Comparison of threads can be viewed at globalflyfisher.com. Virtually all the thread suppliers have a GSP version.

Some tiers indicate that the thread is too slick—maybe, but use a drop of superglue on your hook shank to help set your initial wraps. But I cut my spun hair! OK, flatten the thread and use less pressure to get the same flair. Advantages include it does not absorb water, it floats, and is UV resistant. Makes a great saltwater thread as it has less stretch than polyester or nylon threads. Less stretch and being slick means your stacked hair has less tendency to roll on you as you tie or over time after completion.

If you are tying smaller Muddler Minnows, Goddard Caddis or similar, the small diameters will keep the thread bulk down. On larger streamers of saltwater flies, you can increase the size of thread for added strength with fewer wraps. One suggestion I do have is use an Exacto or razor blade to cut the tag ends/ final cut as scissors have a difficult time in cutting all the fibers of GSP.

Give GSP a try you might like it.

Fly of the Month: PMD Captive Dun

JOHN VAN DERHOOF, EDITOR

I am always looking for some pattern, new or old, that will help me catch a few more fish on a trip. If you read any of these fly tying articles of mine, you will notice I have a distinct attraction for patterns that imitate emerging mayflies, caddis, midges and more. The reason is simple: fish key on this stage of the insect's development because they are more vulnerable and easier to eat—conservation of energy baby. So let's look at an older pattern that is easy to tie and works great but you may never have given it a try: a Captive Dun.


Simply stated a Captive Dun is a mayfly nymph that is in or just below the surface film and is starting to molt into its dun stage. Its wings are still inside an expanding thorax and it is just starting to pull its new body out of the old exoskeleton but, it is still a nymph and not a flying adult mayfly. I first learned about this stage of mayfly development in the late '80s from René Harrop at an FFF Conclave. He, and his wife Bonnie, later did this mayfly stage justice by including it in their chapter in Judith Dunham's fine book, THE ART OF THE TROUT FLY. Their chapter is an outstanding look through their well known fly patterns at a Pale Morning Dun as it transitions from nymph to spinner through six different stages of development including the Captive Dun.

While all mayflies probably go through this stage, many species may not be readily available to a trout. Some species emerge so quickly that they pass from Captive Dun to a flying insect that they aren't available. Fortunately, some of the more prevalent and popular species do hang around long enough to bring themselves to the attention of feeding trout in the Captive Dun stage like: Pale Morning Duns (*Ephemerella inermis*, size #14–20); Blue-Winged Olives (*Baetis tricaudatus*—also known as a Western Iron Blue Quill and the one we imitate on the Green R., size #16–20); and Tiny Western Olives (*Pseudocloeon edmundsi*, size #20–24).

Fish this pattern like a dry either by itself or as the point fly on a dry/dropper rig with the dropper fly being an emerging dun, floating nymph or dry fly pattern. I will oftentimes leave the fly undressed to allow it to lightly sink just below the surface. Another technique is to use this pattern as a dropper and a beaded nymph as the point fly with an indicator. Remember, this pattern is still mostly a nymph so use colors to match the nymph of the species you choose to imitate.

MATERIALS FOR TYING A PMD CAPTIVE DUN:

Hook: Daiichi #1480 (2x short shank) or similar
 Thread: Veevus 12/0
 Light Cahill
 or Sheer 14/0
 Primrose
 Shuck: Gold and Amber Zelon mixed
 Tails: Wood duck flank feather
 Body: Light Cahill tying thread
 Ribbing: Optional—Dark Olive tying thread
 Wing case: Natural CDC puff or PMD Gray EP
 TriggerPoint fibers
 Thorax: PMD Zelon dubbing or similar
 Legs: Wood duck flank



PALE MORNING DUN
(EPHEMERELLA INERMIS)

INSTRUCTIONS FOR TYING A PMD CAPTIVE DUN:

- 1 De-barb your hook if necessary and insert it into your vise. Attach the thread behind the headspace and wind smoothly down the shank to the bend. Select a small amount of both gold and amber Zelon fibers, mix them together and tie them in as a shuck. The length should be about one-half the length of the hook shank. I like to “feather” the cut ends into rounded point. Tie in one or two wood duck flank feathers on either side of the shuck.
- 2 If you are going to add a rib to the body, tie it in now. Now, smoothly wind your thread forward to the start of the thorax or one-half to two-thirds the way up the hook shank. Keep your thread untwisted as you wind by spinning your bobbin in a counter-clockwise direction for right handers—yup, southpaws will spin it clockwise. Now wind the ribbing forward leaving equal spacing between each turn and tie the rib off.



- 3 For the wing case, select a CDC puff or two (or a nice clump of EP TriggerPoint fibers) and tie them in by the tips with the butt ends facing to the rear of the hook. Apply dubbing to your thread and wind the dubbing forming the thorax but leave at least two or even three headspaces clear at the eye. Loosely pull the wing case material forward and tie the butt ends down with two or three light turns. Grab your bodkin and insert the point between where the wing case was tied in and tied down and then pull back about halfway towards the bend giving the looped wing case a “fatter in the back than the front” look. Now add a few more



tight turns of thread to secure the wing case and remove the butts.

- 4 Tie in three to five wood duck fibers as legs on either side of the thorax. Apply just a bit more thorax dubbing to your thread and fill any remaining space to the headspace. This last bit of dubbing will hide the wing case butt ends and force the legs backwards. Form a neat head and whip finish. Now, tie a few more and go fishing!

Jeff Sadler's Royal Wulff Corner

JEFF SADLER, PAST PRESIDENT

Q uotes from the Masters on the greatest fly of them all.



"I once asked Lee (Wulff) what his Royal Wulff represented. He puzzled a moment and replied with a smile, 'Well, I don't think they represent any one single insect, more like a dessert, something after the main course, a little like strawberry shortcake.'"

WESTERN TROUT FLY TYING MANUAL
Jack Dennis

FISHING

AMMO



HUNTING

ARCHERY

**963 N. Main Street
Bishop, CA 93514**

BISHOP, CALIFORNIA

**PH (760)872-3000
FAX (760) 872-8000**



New Trip Announcement

2020 and Early 2021 Season

BELIZE ♦ SASKATCHEWAN, CANADA ♦ TIERRA DEL FUEGO & SANTA CRUZ, ARGENTINA

New Destinations; New Experiences –

We are excited to announce 3 new destinations being added to 2020 – early 2021 season:

BELIZE RIVER LODGE, BELIZE

May 21–28, 2020 ♦ **\$4,575-6,325**

TARGET SPECIES: Tarpon, Permit, Bonefish, Snook
7 nights ♦ 6 days of fishing ♦ including 2 nights in:

Long Cay Outpost Lodge

Single Lodging and Single Guide options available
6 rods available

LAWRENCE BAY LODGE, NORTH SASKATCHEWAN

July 2–9, 2020 ♦ **\$4,900**

TARGET SPECIES: Northern Pike
7 nights ♦ 6 days of fishing
8 rods available

TWO PATAGONIA TRIPS IN 2021

Estancia Maria Behety, Tierra Del Fuego, Argentina

January 2–9, 2021 ♦ **\$6,600**

TARGET SPECIES: Sea-Run Browns
7 nights ♦ 6 days of fishing
8 rods available

ESTANCIA RIO CAPITAN, ARGENTINA

January 9–16, 2021 ♦ **\$5,900**

TARGET SPECIES: Rainbows
7 nights ♦ 6 days of fishing
6 rods available

As many of you requested, we are letting you know about these trips far in advance. Please let us know if you would like to reserve a spot or would like more information about any of the new trips mentioned here.

Sierra Pacific Fishing Adventures • 3901 Brayton Ave., Long Beach, CA 90807 • (310) 749-6771 • jlsfpa@ix.netcom.com • www.joelibeuflfishing.com

Calendar of Events

August

7/31–8/4	Week		American Casting Association National Casting Tournament
3	Saturday		Yards & Inches w/ Mick Woodbury
5	Monday	7:00 PM	Board of Directors Meeting
6	Tuesday	7:00 PM	Tuesday Casting
7	Wednesday	7:00 PM	Fly Tying Forum
10	Saturday		LBCC Spey Casting Tournament
13	Tuesday	TBD	Tenkara Fishing w/ Art Strauss
		7:00 PM	Tuesday Casting
14	Wednesday	7:00 PM	Fly Tying Forum
		7:00 PM	Pre-Trip: Backpacking-Golden Trout Wilderness w/ Jim Garvey
20–24	Week		Backpacking-Golden Trout Wilderness w/ Jim Garvey
20	Tuesday	7:00 PM	Tuesday Casting
21	Wednesday	7:00 PM	Fly Tying Forum
27	Tuesday	7:00 PM	Tuesday Casting
28	Wednesday	7:00 PM	Fly Tying Forum
29	Thursday	7:00 PM	Monthly Meeting: Al Q on Calico Bass

September

2	Monday	7:00 PM	Board of Directors Meeting
4	Wednesday	7:00 PM	Fly Tying Forum
		7:00 PM	Pre-Trips: Montana Trail Blazer w/ Mick Woodbury & Gary Kosaka
11	Wednesday	9:00 AM	Conservation Team at San Gabriel
		7:00 PM	Fly Tying Forum
		7:00 PM	Pre-Trip: Backpacking: 20 Lakes Basin
		7:00 PM	Pre-Trips: Mono Hot Springs w/ Terry Komisek
15	Sunday	9:00 AM	Captain's Handicap
18–22	Week		Backpacking: 20 Lakes Basin w/ Jim Garvey
18	Wednesday	7:00 PM	Fly Tying Forum
23–26	Week		Mono Hot Springs w/ Terry Komisek
25	Wednesday	7:00 PM	Fly Tying Forum
26	Thursday	7:00 PM	Monthly Meeting: TBD

October

1	Tuesday	7:00 PM	Intermediate Casting Clinic: Middo & Van Derhoof
2	Wednesday	7:00 pm	Fly Tying Forum
5	Saturday	9:00 am	Youth Fly Tying Class
7	Monday	7:00 pm	Board of Directors Meeting
8	Tuesday	7:00 pm	Intermediate Casting Clinic: Middo & Van Derhoof
9	Wednesday	9:00 am	Conservation Team at San Gabriel
		7:00 pm	Fly Tying Forum
10	Thursday	7:00 pm	On the River Clinic with J. Libeu
12	Saturday	9:00 am	Youth Fly Tying Class
15	Tuesday	7:00 pm	Intermediate Casting Clinic: Middo & Van Derhoof
16	Wednesday	7:00 pm	Fly Tying Forum
17	Thursday	7:00 pm	On the River Clinic with J. Libeu
19–20	Weekend		Northwestern Tournament
19	Saturday	9:00 am	Youth Fly Tying Class
22	Tuesday	7:00 pm	Beginning Fly Tying Class — Orientation Night
23	Wednesday	7:00 pm	Fly Tying Forum
24	Thursday	7:00 pm	On the River Clinic with J. Libeu
26	Saturday	9:00 am	Youth Fly Tying Class
29	Tuesday	7:00 pm	Beginning Fly Tying Class — Techniques Night
30	Wednesday	7:00 pm	Fly Tying Forum
31	Thursday	7:00 pm	On the River Clinic with J. Libeu



JUNKYARD SPEY



WWW.OLDMOEGUIDESERVICE.COM • 435-885-3342



www.bobmarriotts.com
info@bobmarriotts.com
 2700 W. Orangethorpe Ave.
 Fullerton, CA 92833

GOING GREEN...

We now offer a full service Equipment Recycling Program that saves resources... and puts some "green" on an account for you here at the shop!

www.bobmarriottsflyfishingstore.com/going-green

Store (714) 525-1827 Travel (714) 578-1880



YOUR FLY FISHING DESTINATION
& RESORT OUTFITTER

FLY FISHING EXCURSIONS • CLASSES
PRIVATE INSTRUCTIONS

(310) 749-6771

3901 Brayton Ave., • Long Beach, CA 90807 • www.spfadventures.com



hotel CURRENT

NIA ENG
DIRECTOR OF SALES

5325 e. pacific coast highway • long beach, ca 90804
 direct 562.597.1341 x 117 • facsimile 562.597.8741
nia@hotelcurrent.com • www.hotelcurrent.com