

Inside

- ❖ Fly of the Month: Grey Heron
- ❖ Club Trips for 2019
- ❖ Three Month Calendar

Highlights

- Page 3: Freshwater Bass with Alex Cady
- Page 7: Update on CDFW Inland Trout Reg "Simplifications"
- Page 8: ACA Nationals Schedule and Information

Target Talk

NEWSLETTER OF THE LONG BEACH CASTING CLUB, ESTABLISHED 1925

JULY 2019

WWW.LONGBEACHCASTINGCLUB.ORG

Leader's Line...

Volunteers and Photo Contest

COLIN KUMABE, PRESIDENT

The buzz around the Long Beach Casting Clubhouse has been loud, with many activities staffed by volunteers. The people who help with cooking, cleaning up, tying flies, building rods, repair, maintenance and casting keep the clubhouse open more hours of the day and evenings. These people are our most valuable club assets. The strength of the club is the dedication and skill diversity of volunteers, which makes all events and activities successful. Events with many volunteers are highly successful, plus the volunteers have fun.

In appreciation of the hard work done by club volunteers at events and activities, there will be **three opportunity drawings** for Echo 5-weight reels plus fly line. Drawings will be made during the monthly club meetings in September, 2019, January, 2020 and March, 2020.

The club has started the LBCC Monthly Photo Contest. At each monthly meeting, five raffle tickets will be awarded to the club member who submits photos of fish with the most hits on the club's Facebook or Instagram pages.

RULES:

- ❖ To enter, please send photos of fish to Tom O'Brien, Social Media Administrator (tomobrien1954@gmail.com).
- ❖ Members are encouraged to submit more than one photo each month.
- ❖ Photos are required to include fish caught by a club member.

- ❖ Photos entered will be posted to the club's Facebook page by Tom O'Brien, Social Media Administrator (tomobrien1954@gmail.com).
- ❖ The winner of the photo contest will be determined by the number of "hits" on the photo in the Club's Facebook page.
- ❖ Hits on the Facebook page will be counted starting the day after the monthly meeting, through the day before the next monthly meeting.
- ❖ Hits accumulated for more than one month will not be counted.
- ❖ Prizes will be awarded to members only.

Please include the member name and the location where the fish was caught. Also, include anything that viewers might find interesting.

Thanks again for your help around the club, and see you at the next meeting.

Club Trips for 2019


ART DAILY, 2ND VICE PRESIDENT

TRIP DATE TRIP & LEADER

July 11-14	Brookie Bash w/ Mark Flo. Pre-trip June 19, 7:00 PM.
July 12	Sierra Tenkara Trip w/ C. O'Dell, Pre-Trip: June 19, 7:00 PM.
August 3	Yards and Inches w/ M. Woodbury, Pre-Trip: July 24, 7:00 PM.
August 13	Tenkara Fishing w/ A. Strauss, Laguna Lakes, Fullerton, No Pre-Trip.
Aug. 20-24	Golden Trout Wilderness, Backpacking w/J. Garvey, Pre-Trip August 14 7:00 PM.
Sept. 18-22	20 Lakes Basin, Backpacking w/J. Garvey, Pre-Trip Sept. 11, 7:00 PM.
Sept. 23-26	Mono Hot Springs w/T. Komisak, Pre-Trip: Sept. 18, 7:00 PM.
Nov. 9-12	Redding, California with M. Bonvouloir, Pre-Trip Nov. 2, 9:00 AM

Trip deposits for trips that are 'double occupancy' and require deposits in advance are non-refundable. Should you need to cancel your reservation, your deposit money will be refunded if another club member replaces you.

Trip location, dates and pre-trip workshops are subject to change, so monitor Target Talk or the web calendar for the latest information. If you would like to be a stream keeper and need help organizing a club trip, let me know. Please contact me if you have any suggestions for a trip or any questions at dailya42@yahoo.com.



OFFICERS

PRESIDENT

COLIN KUMABE
(562) 221-9418

1ST VICE PRESIDENT

STEVE JONES
(562) 682-7920

2ND VICE PRESIDENT

ART DAILY
(714) 335-4628

CO-CAPTAINS

MARK FLO: (562) 420-8121
MIKE IVY: (714) 720-6599

MEMBERSHIP SECRETARY

WAYNE SAKAGUCHI
(714) 264-2135

TREASURER

TOM MCGIVERN
(310) 947-4212

CORRESPONDING SECRETARY

BRAD LANDON
(714) 323-0586

FACILITIES & POND

STEVE HIGASHI
(562) 508-8219

SENIOR DIRECTOR

DAN RIVETT
(562) 431-2738

JUNIOR DIRECTOR

YASH ISEDA
(562) 596-7766

TARGET TALK EDITOR

ROB PETERSON
(310) 963-2515

Alex Cady Educates Us on Catching Freshwater Bass

STEVE JONES, 1ST VICE PRESIDENT

If you are like me, most of your fly fishing life has been focused on trout fishing. Only in the past five years have I started getting interested in other species, thanks to the education that I have received from the presentations at the club. In July we are pleased to announce that Alex Cady will be speaking to us on catching freshwater bass with a fly. Alex provided me with the following bio:

"You can pretty much say that Alex was born with a fishing rod in his hand. He caught his first fish when he was only two years old with his Grandpa Joe. When Alex was six years old he learned how to fly fish the streams and lakes near Mammoth Lakes with his father."

"Any chance Alex got to fish, before school, he would venture off and fish at a local pond for bass or offshore to chase tuna and sharks. At the age of 18 he moved to Mammoth Lakes and went to the Clearwater Guide School to chase his dream of being a fishing guide. In 2014 he moved back to Southern California to guide the local inshore and lakes."

"Over the years Alex homed in on the local Southern California and San Diego bass lakes and onshore bass species. Alex is now proud to call 'The Fly Stop' in San Diego home, as head guide and manager of the store."

As mentioned above, Alex manages and is the head guide at "The Fly Stop". This fly shop is a brick and mortar and online full service fly shop that specializes in wholesale fly prices. Most of the flies in the shop sell for between \$.80 and \$1.00. The address of the shop is 9275 Trade Place, Suite E, San Diego CA 92126. You can also find them online at: theflystop.com. Again, they are a full service shop with guides.

At the presentation Alex will be discussing where and how to catch largemouth and striped bass (fresh



water). He will be discussing how to catch bass from a boat, the shore or a kayak, as well as rods, rigging, retrieves, flies, where to fish, etc. You'll learn everything you need to know about catching bass in local waters.

Come join us Thursday, July 25th at the clubhouse!

New Club Members

WAYNE SAKAGUCHI,
MEMBERSHIP SECRETARY

The Board of Directors approved these new members at the last Board Meeting:

- ❖ David Greenlund
- ❖ Andrew and Lauren Irvine
- ❖ Sean Blake
- ❖ Al Damico

Please greet and welcome our new members at the club's next monthly meeting. Here's wishing them a lifetime of healthy hatches and tight lines.

Brookie Bash: 21st Year!!!

MARK FLO, CO-CAPTAIN

The 21st (as far as I can figure out) Annual Brookie Bash will be held Saturday, July 13th in Little Lakes Valley. The Pre-Trip meeting will be Wednesday, June 19 at 7:00 PM.

If we have enough people who are interested, we will be renting one or two condos for Thursday, Friday and Saturday nights. We need a headcount to determine how many people need to be accommodated. Please contact Mark Flo at markcflo@yahoo.com as soon as possible to reserve your spot. You must have your non-refundable deposit to Mark by Friday, May 31st.

Earn the LBCC special pin "The Sadler Slam" by catching all five species of trout that weekend: Brookie, Brown, Rainbow, Cutthroat and Golden.

Remember the immortal words of Jeffrey Sadler:

*"Rookies and Brookies
are made for each other!"*



Cecil O'Dell has two beds in the loft of his condo in Mammoth (one sofa or floor mattress in the living room) that are still available for \$40 a night per person and an optional \$15 per day for Breakfast & Sack Lunch. Condo will be available for 3 nights - Thursday, July 11th (check-in at 4:00 pm)-Saturday, July 13th (check-out on Sunday at 10:00 am). If you are interested please call Cecil at 562-221-5253 by July 8th.

In appreciation for the many years of support,

Bob Marriott's is pleased to give 2% of all Long Beach Casting Club member purchases back to the club. This store credit can be used by the club for raffle prizes or toward other product purchases that will help enhance and benefit club activities. When purchasing from Bob Marriott's, please be sure to mention that you are a LBCC member to help ensure a percentage of your sale will go back to the club.



Captain's Corner

MARK FLO, CO-CAPTAIN


We are continuing with our Tuesday night summer casting program. Your fabulous trip to the Sierras starts at the pond. Please come down on Tuesday nights after 6:00 PM for casting games on the pond. If you want tight loops, you have to shoot at hoops.

Please turn in registration forms for any hopeful Fishing Awards (see April issue and the Roster) to Mark Flo at: PO box 90035 Long Beach, Ca 90809-0035

OUTINGS:

Pre-Trip for the Brookie Bash is Wednesday, June 19th at 7:00 PM.

Twelve club members showed up for the Long Beach Saltwater Outing, to fish the salty sea. Five were in kayaks, one was in a float tube and seven walked the shore. Fish were caught and lies were told! Bettye Swart said it was her best outing in Alamitos Bay to date. We ended the outing by eating our lunch together on the beach. Let's do it again next year!



It's Full on Summer IN THE EASTERN SIERRA!!!

Crowley Lake is California's premier trout stillwater fishery. The summer bite is strong, and the views on the lake can't be beat.

***Give me a call if you'd like to book a trip for the lake. Chris Leonard - 818.288.3271
I offer half-day and full-day trips. Moving waters as well as Crowley Lake.***



Fish the West Slope of the Sierras at Mono Hot Springs Resort!

Join the Club and fish the West Slope of the Sierras at the beautiful Mono Hot Springs Resort. Fish the streams and lakes in this gorgeous mountain hideaway. You will not be disappointed.



- DATES:** Arrive Monday September 23 and fish 24, 25 & 26. Depart Friday, September 27, 2019.
- EXTRAS:** Your transportation cost, Guide Tips, Fishing License, Liquor, food.
- COST:** The cost for the trip is **approximately \$540.00 per person w/guide or \$200.00 on your own.**
- INCLUDES:** 4 nights lodging in stone cabins and 3 days guided fishing with Jimmie Morales.
- SIGNING UP:** Contact Terry Komisak @ 562-221-2631 or tk_nsp44@yahoo.com. Contact Terry ASAP so he can reserve cabins and guides.
- GETTING THERE:** East out of Fresno thru Clovis on Hwy. 168, drive 85 miles East to Mono Hot Springs Resort.
- MORE INFO:** Contact Terry @ 562-221-2631 or Mono Hot Springs Resort at <http://www.Monohotsprings.com> or Call them at (559) 325-1710.



*On the San Joaquin River with Guide Jimmie Morales
- Fly Fishing For Eastern Brook Trout*

Fly Fish the Trinity and Lower Sac Rivers with LBCC

THE FLY SHOP

ADDRESS: 4140 Churn Creek Rd, Redding, CA 96002

HOURS: Closes at 6:00 PM

PHONE: (530) 222-3555 E-MAIL: info@theflyshop.com



RED LION HOTEL

1830 Hilltop Dr, Redding, CA 96002

Phone: (530) 221-8700

Join the Club as we venture north to Redding, California to fish the Trinity River & the Lower Sacramento River for steelhead and trout. We will be fishing out of 'The Fly Shop' in Redding, for two days of fabulous Northern California Fly Fishing. Details are as follows:

- WHEN:** November 9–12, 2019. We arrive on Saturday and depart on Tuesday.
- COST:** Total cost of the trip is **\$650.00** per person, double occupancy.
- PAYMENT:** Anglers pay **THE FLY SHOP** and **RED LION HOTEL** directly as follows:
- SCHEDULE:** The total amount due to **THE FLY SHOP** of **\$475.00** is due no later than **September 15, 2019**. The total amount due to the **RED LION HOTEL** of **\$175.00** will be due on checkout.
- INCLUDES:** 3 Nights lodging and one day drift fishing on the Trinity River and one day drift fishing on the lower Sac. Lunch and drinks included on drift days.
- NOT INCLUDED:** **Meals, fishing license, Steelhead Card and alcoholic beverages.**
- LODGING:** We will stay at the **RED LION HOTEL**. Call Marc as he will make Hotel reservations for the group.
- SCHEDULE:** On Sunday, November 10 we will meet the guides at Holiday Market in Weaverville, for a full day float/wade on the Trinity River. On Monday, November 10 we will meet the guides at the Sundial Bridge to float/wade the Lower Sacramento River.
- GEAR:** For the Trinity 6 to 8 wt. rods; Lower Sac 5-6 wt. rods. Fishing license and a Steelhead Card (\$ 7.50) are required. Be prepared for all types of weather.
- MORE:** Go early or stay later on your own. Questions or to get on the interest list contact Marc Bonvouloir ASAP @ mrmlb21@gmail.com. Must be a club member.

Update on California DFW Regs Simplification

CHRIS LEONARD, MAMMOTH LAKES

For those of you wondering about where the California DFW Inland Trout Angling Regulation Simplification proposals are heading, I have an update as of the beginning of June. On the morning of June 6, I received a text message from Mammoth fly fishing guide Harry Blackburn informing me that he had a chat with CDFW Environmental Program Manager Roger Bloom. Harry informed me that DFW is listening to the numerous voices of concern that they received regarding the proposal changes.

They received over 5,000 solicited comments during the open period of online submission. Roger also received a lot of phone calls during March and April from concerned sportsmen and sportswomen. Harry informed me that Roger believes change—whatever form that may be, unbeknownst to anyone yet—would happen at 2021 at the earliest. I called Roger Bloom myself to clarify. I had a lengthy, good conversation with him. He told me that they are compartmentalizing the various 5,000 submitted comments into identifiable groups of representation. They sorted through the data, and identified sources

of comments, then grouped those sources together. It was obvious to DFW which comments came from outfitters, guides, spin anglers, fly anglers, etc. “We had a special folder for inflammatory remarks,” Roger jokingly told me. No doubt DFW stuck their neck out when they rolled out the possibility of revolutionary changes to trout fisheries across the State of California. I joked with Roger that it was like he put on a deer costume, and ran around the woods during deer season opener. He replied that the vast majority of submitted concerns were rationale and on target.



Roger informed me that DFW is analyzing the grouped data to find consistency across all groups. That will likely drive any change to inland trout fisheries that occurs. They will not collect any fish census data until they have an idea of what changes may take place. He told me, “There is no purpose in spending the resources taking a fish count of Hot Creek, for example, if we keep Hot Creek fly only.” Valid point. As a guide myself, I asked what becomes of the data collected from guides on the Guide License Daily Trip Logs. He would like to see those logs become computer driven so they can at least look at that data across the

state—but this is beyond his decision making. It comes more from enforcement.

Simplification...Continues on page 13

ACA's National Casting Tournament Comes to Pasadena Club!

HENRY MITTEL, PRESIDENT
AMERICAN CASTING ASSOCIATION

This year's ACA National Casting Championships will be hosted by the Pasadena Casting Club July 31st through August 4th in Pasadena, Ca.

The host hotel is: **GreenTree Pasadena Inn.**

The **HOTEL ADDRESS** is:

400 S. Arroyo Parkway
Pasadena, CA 91105

Phone: (626) 795-8401

Fax: (626) 577-2629

GROUP NAME: Pasadena Casting Club
Single King Bed @ \$139/night + taxes
Two Queen Beds @ \$149/night + taxes
Nominal arrival & departure: 7/31–8/4 extendable

NOTES:

- ❖ The distance events will be held at "Lot H" of the Rose Bowl complex near the corner of N. Arroyo Blvd and Seco Street.
- ❖ The accuracy events will be held at the PCC casting pond in the Lower Arroyo Park. The entrance is near the corner of S. Arroyo Blvd and Norwood Drive.
- ❖ The PCC club house is next to the PCC pond.
- ❖ Accuracy start times are approximate. Due to sun/shade conditions, not all stations may start at that time.

SCHEDULE:

WEDNESDAY, JULY 31st

Practice Day

Practice at distance field: 10:00 AM –4 PM. Practice at accuracy pond: all day.

Opening ceremony: 5:30 PM at club house.

THURSDAY, AUG. 1st

8:30 AM 2-Hand Spin

2-Hand Rev

2-Hand Fly

1-Hand Fly

FRIDAY, AUGUST 2nd

8:30 AM - 1-Hand Spin Distance

Angler's Fly Distance

3 PM - Business Meeting at PCC Club House

SATURDAY, AUGUST 3rd

8:30 AM - Dry Fly Accuracy

Bass Bug Accuracy

Cast-offs for Dry Fly and Bass Bug

1/4 oz. Plug Accuracy

3/8 oz. Plug Accuracy

Dinner (Italian) at PCC Club House

SUNDAY, AUGUST 4th


8:30 AM - Trout Fly Accuracy

Wet Fly Accuracy

5/8 oz. Plug Accuracy

5/8 oz. Team

Awards Banquet



The Nationals are Coming! The Nationals are Coming!

MICHAEL MILLER, PASADENA CASTING CLUB


For the first time the Pasadena Casting Club is hosting the ACA National Casting Tournament. We have been working on it for months now having officiating classes, renting a distance casting field, getting permits, raising money, making hats and tee shirts etc. These are all parts of the process that you of The Long Beach Casting Club know so well. You have been so helpful already, being so quick to steer us with your knowledge, and even lending us a rod stand to copy. We are also fairly certain we will continue to ask you for advice as the learning curve with this is pretty steep.

Presently, we are in need of experienced officiators. While the officiating classes that we hosted produced enough new people for one shift of scorekeepers and tic judges for three stations of accuracy we remain in need of another shift of same. Our thinking is that our club could do first shift starting at 8:30 AM and hopefully the second later shift populated with our people and some from your club.

If any of you can help us out it would be most appreciated. The date for the distance games is August 1-2 and the date for accuracy games is August 3-4.

Our Club members David Bird and Tom Smith are in charge of the score-keeping responsibilities for the tournament. If you can help us, please do so by contacting David Bird at this email address:

david.bird1939@sbcglobal.net



15% Discount from Chao Hang & Aventik

PAUL BURGNER, MEMBER

Chao Hang of Aventik is offering all LBCC Club Members a **15% discount** on the products listed below. To take advantage of this offer, go to the club Web page and click on Sponsors. Then click on (Aventik). The Aventik (Amazon) store page will come up. Type the ASIN # in the search area. Example (**ASIN B079NBK9L4**). The product will come up. When checking out use code **TTI3WTCK** for the discount. The product list and code will change from time to time and will be listed in the current Target Talk.

ITEMS FOR THIS Month:

- ❖ Copper Wire- ASIN: B07PQ73N91
- ❖ 100pc Tungsten Beads, gold 2.7mm- ASIN: B07QRSKTPS
- ❖ 12 Color/Set 6/0 Thread- ASIN: B07JKC-QLPY
- ❖ Tool Combo Zingers- ASIN: B07MZYHW8D
- ❖ UV Fiber Dubbing (Flash)- B077SLRFFZ
- ❖ Sun Glasses- ASIN: B072F7JBCY
- ❖ 10/PC Super Realistic UV Flies- ASIN: B07MHGXKNB
- ❖ Fishing Priest – ASIN: B07F6TK6KC



Vicki Arreguin
Director of Sales
dos@goldensailshotel.com

Golden Sails Hotel
6285 East Pacific Coast Highway
Long Beach, CA 90803
P: (562) 596-1631
D: (562) 594-0210
Reservations: (800) 762-5333
goldensailshotel.com

Fly Tying Tip: Don't Crowd the Head!

DAVE BOYER, MEMBER

When tying, how many times have you 'crowded' the eye, thinking at the beginning 'I shall not crowd the head', but do it anyway? Don't lie...we have all done it!! This tip is from Kelly Gallup on one of his videos. It especially works well if you are trying to be consistent with your tying and want all your flies, dries, streamers or whatever to look consistent.


Start your thread in the same location every time on the hook, then never take any of your material in front of the tie-in location or behind the thread at the rear of the hook. In this case I have started the thread about ½ eye length behind the eye and stopped at the rear, halfway between the barb and hook point as the thread hangs down (**Photo 1**).



As you place your tail, do not take your thread past that point toward the back. (**Photo 2**).



If you find your tails are drooping, you have probably gone past the barb as the threads hang down onto the curve of the hook (**Photo 3**).



At the front of the fly, keep the material no farther forward than the tie-in point and you will not crowd the eye.

In the final photo (**Photo 4**) I stopped everything before the short blank section on the shank I reserved. I could have gone forward a few more hackle or thread wraps, but if you tend to crowd the eye, stopping everything at the beginning of the thread wraps will help.



As you do a dozen or more flies at a time and you start/stop the thread in the same location, the fly length, tail and front will all be consistent, creating better looking flies.

Fly of the Month: Grey Heron

JOHN VAN DERHOOF, EDITOR

Here is your chance to try something you may not have tried before—an Atlantic salmon fly, or more precisely, a Spey fly. This is not one of the colorful flies that takes three days just to do the tail and body and another three for the wing, but one that is much easier to tie and renowned for its fish-taking abilities for both salmon and steelhead.


Originally the Grey Heron and other similar patterns were developed in the mid-1800s on the river Spey in Scotland. They were then known as “guide” patterns by the fishermen, since they were tied by the guides (more often poachers *and* guides than “just” guides) and were made with what simple and basic materials they could obtain. These were common people who could not afford the fancy materials that made up the flies used by the well-heeled gentry. In most cases these materials came from farm and domestic animals, or pets, or animals that were hunted for food. Tinsels and silk came from old clothing that could not be re-used in any other way.

Remember, great blue herons are a protected species and obtaining, possessing and using any of their feathers is a quick way to a healthy fine. I mean like \$6 figures before the decimal point healthy, so use substitutes like blue-eared pheasant and Whiting Spey hackle (chicken...).

I hope that you give the Grey Heron a try. It’s a truly a great fishing fly. When tied properly, it has a slim and understated, yet elegant look about it that makes you proud of the job you did.

MATERIALS FOR TYING THE GREY HERON:

- Hook: Daiichi Alec Jackson, Partridge Bartleet or other low water salmon hook (low water hooks use a lighter wire and have a 1x to 3x (or longer) shank).
- Thread: Veevus 12/0 in primrose (a pale yellow often labeled “Lt. Cahill”) and black.
- Tag: Extra fine silver oval tinsel.
- Body: REAR ¼: yellow floss; REMAINDER: black wool crewel yarn, dressed thinly.
- Ribbing: Small flat silver tinsel with fine oval silver tinsel.
- Hackle: Gray heron substitute such as blue-eared pheasant rump from the black wool, with Guinea fowl at the throat.
- Wing: Bronze mallard tied flat in typical Spey fly fashion.
- Head: Black.



Grey Heron...Continues on page 12

Grey Heron...Continued from page 11

INSTRUCTIONS FOR TYING THE GREY HERON:

1. Place your hook in your vise and attach your primrose thread to the hook over the looped eye. Wind down the shank, closing off the looped eye and continuing down, stopping directly over the point of the hook. Tie in the extra fine silver oval tinsel at the underside of the hook, wind forward three turns and tie it off at the underside of the hook. This creates the tag, which protects the floss body and hackle.
2. Tie in the fine silver oval tinsel and the flat silver tinsel. Now, wind your thread smoothly forward $\frac{1}{4}$ of the shank and tie in the yellow floss at the underside of the hook, then wind backward to the tag and then forward to where you started. A slight overlap helps keep the floss smooth.
3. Hold your heron hackle substitute with the shiny side up and strip off the left side fibers from the base to not quite the tip of the stem. Preparing the feather like this keeps the hackle sleek, and without stray fibers sticking out that would occur with both sides of feather. Tie it in at the underside of the hook and tie in the black yarn. If the yarn has more than two strands, remove any extra to help keep the body thin. Change out the primrose thread for the black and advance it forward to the headspace. Wind the black yarn edge-to-edge up to the headspace and tie it in at the underside of the hook. You may have to untwist the yarn a little with each turn, to keep it flat and smooth.
4. Grab the flat silver tinsel and wind it forward five turns to the headspace, and tie it off at the underside of the hook. Why five turns? Because it is traditional and it looks proportionally correct. That and people who know the correct way will look at your four-turn fly and laugh! Before you cut off any excess, check your wraps. The second turn of tinsel should be where the floss and yarn meet. The third turn should land right in the middle of the body. Wind the silver oval tinsel so that it is behind, and butted up against, the

flat silver tinsel. Now wind the heron substitute hackle forward so that it is behind, yet butted up against, the silver oval tinsel, which will help protect it from a fish's teeth. Preen the hackle by gently pulling it down and back, to flow under and beyond the bend of the hook.

5. Prepare the Guinea feather by stroking the fibers out perpendicular to the stem, leaving a few untouched at the tip. Tie the feather in by the tip and wind three or four turns, making sure to stroke the fibers back toward the bend after each turn.
6. Almost done. Prepare the bronze mallard wings by first steaming them so that their natural curvature returns. Next, separate about a $\frac{1}{4}$ inch width of fibers from both a left and right side feather, near the base of the feathers. The sections you select should have dark brown tips and a grayish brown base. Stroke these fibers so they are perpendicular to the stem of the feather and cut the stem away from the rest. To tell the difference between the left and right side feathers hold each feather with the good side up. The left side will have the bronze fibers going to the left. Place both feathers side by side and stroke both left and right sides to help set them into one another, creating a single wing.

Lay the wing flat on the top of the hook and tie it down using the loose loop technique. Make the first two loops soft and adjust the wing so that it is a tent over the body before your tighten the thread wraps. Keep the wing as flat as possible. Having a smooth thread base in this area will help keep the wing dead flat. Once the wing is secured form a smooth slightly rounded head and whip finish. Add several coats of head cement, Sally Hanson's Hard as Nails or Solareze Bone Dry (my preference these days).





Notes and answers to some questions you may have...

- ❖ Using primrose (pale yellow) thread keeps the black of the hook (or thread if you were using black) from discoloring the yellow floss when it gets wet. If I really want floss to retain color when wet I will wrap a layer of flat silver mylar tinsel down beneath the floss.
- ❖ As you wind thread, every turn you make with the bobbin puts twist in the thread. Twist is bad! There is no other way to say it. You lose thread control, it creates weaker, fatter bodies—flattened thread holds stronger with less bulk than twisted, round thread. To remove twist, stop and gently spin your bobbin counterclockwise (southpaws spin clockwise) every so often to take out the twist. Then, smooth the thread between your thumbnail and the ball of your index finger. A smooth skin and/or 150 grit sandpaper helps!
- ❖ As mentioned, herons are protected by law and cannot be used in tying these flies. It is a nearly unique fiber: long, thin and durable and retains its shape well when fished. It is not soft like marabou. The substitutes listed are about as good as they get without trying some really exotic materials or techniques—don't ask. Whiting also sells feathers and capes that will work for smaller flies. Spey hackle fibers should be $1\frac{1}{2}$ to 2 times the length of the shank.
- ❖ This fly wants to be thin in profile. That means go easy on the body, the quantity of hackle. Also, the wing is flat with a very low profile and not on edge, so be sure to look at the image provided to use as a guideline. Think slinky and sleek!

Simplification...Continued from page 7

As they sift through all the data, Roger believes change won't come down the pipeline until March 2021. What I gathered from conversation with Roger is that DFW is listening to the thousands of concerns, and has decided to take a breather before continuing further. I'd expect some change. No one knows what that will look like yet though.

At the time of my conversation with Roger, he informed me that Mono County District Supervisor John Peters is hosting a Town Hall Meeting at the Bridgeport Memorial Hall in Bridgeport on Wednesday, June 19 at 6:00 pm. Roger will be there with DFW staff to field questions per the direction reg changes are going. DFW is sending a new fisheries biologist to the Eastern Sierra - Russell Black. Mr. Black will work with current DFW Field Biologist Jim Erdman. DFW feels that they need a bigger presence of representation in the Eastern Sierra. I agree. Former City of Bishop Councilmember Joe Pesci informed me that three California State Assembly members sent a letter to DFW expressing strong opposition to the proposed changes. The City of Bishop and Inyo County Board of Supervisors also expressed opposition. Groups from outside the Eastern Sierra region, such as the Pasadena Casting Club, also took an official stance against the proposed changes. DFW is all ears open.

This is great news.

I will keep you abreast of new information when I learn of it. No decisions have been made yet. Keep voicing your concerns if you have them.



Joan K. Green, CPA
joan@GreenZahn.com

1700 East Pacific Coast Highway • Seal Beach, CA 90740
p 562.799.4440 877.838.3299 f 562.799.4441 www.GreenZahn.com

Member American Institute of Certified Public Accountants • California Society of Certified Public Accountants

FISHING

AMMO



HUNTING

ARCHERY

**963 N. Main Street
Bishop, CA 93514**

**PH (760)872-3000
FAX (760) 872-8000**

BISHOP, CALIFORNIA

Golden Dorado

Rio Paraná, Argentina

Don't miss this chance to catch this amazing gamefish!

January 21-27, 2019 / \$4,200

6 nights and 5 days of guided fishing

Join us for 5 days of action packed Golden Dorado fishing on Rio Paraná. Package includes: 2 night hotel stay and airport transfers in Buenos Aires; All meals and drinks aboard the mother-ship; Ground/boat transportation to and from the mother-ship. Based on double occupancy and 2 anglers per guide. Not included are flights, gratuities, equipment and gear, insurance



and license, meals in Buenos Aires. Space is limited to 8 anglers. Please reserve your space **ASAP!**

For inquiries and reservation, contact:

Joe at 310.749.6771 / fishlgf@ix.netcom.com

Kathy at 714.475.4529 / kksfpa@yahoo.com



Sierra Pacific Fishing Adventures • 3901 Brayton Ave., Long Beach, CA 90807 • (310) 749-6771 • jlsfpa@ix.netcom.com • www.joelibeufllyfishing.com

Calendar of Events

July

1	Monday	7:00 PM	Board of Directors Meeting
2	Tuesday	7:00 PM	Tuesday Casting
3	Wednesday	7:00 PM	Fly Tying Forum
9	Tuesday	7:00 PM	Tuesday Casting
10	Wednesday	9:00 AM	Conservation Team at San Gabriel
		7:00 PM	Fly Tying Forum
11-14			Brookie Bash w/ Mark Flo
12			Sierra Tenkara w/ Cecil O'Dell
16	Tuesday	7:00 PM	Tuesday Casting
17	Wednesday	7:00 PM	Fly Tying Forum
23	Tuesday	7:00 PM	Tuesday Casting
24	Wednesday	7:00 PM	Fly Tying Forum
		7:00 PM	Pre-Trip: Yards & Inches
25	Thursday	7:00 PM	Monthly Meeting: Alex Cady
7/31-8/4			American Casting Association National Casting Tournament
30	Tuesday	7:00 PM	Tuesday Casting
31	Wednesday	7:00 PM	Fly Tying Forum

August

3	Saturday		Yards & Inches w/ Mick Woodbury
5	Monday	7:00 PM	Board of Directors Meeting
6	Tuesday	7:00 PM	Tuesday Casting
7	Wednesday	7:00 PM	Fly Tying Forum
10	Saturday		LBCC Spey Casting Tournament
13	Tuesday		Tenkara Fishing w/ Art Strauss
		7:00 PM	Tuesday Casting
14	Wednesday	9:00 AM	Conservation Team at San Gabriel
		7:00 PM	Fly Tying Forum
		7:00 PM	Pre-Trip: Backpacking-Golden Trout Wilderness
20-24			Backpacking-Golden Trout Wilderness w/ Jim Garvey
20	Tuesday	7:00 PM	Tuesday Casting
21	Wednesday	7:00 PM	Fly Tying Forum
27	Tuesday	7:00 PM	Tuesday Casting
28	Wednesday	7:00 PM	Fly Tying Forum
29	Thursday	7:00 PM	Monthly Meeting: TBD

September

2	Monday	7:00 PM	Board of Directors Meeting
4	Wednesday	7:00 PM	Fly Tying Forum
11		9:00 AM	Conservation Team at San Gabriel
		7:00 PM	Fly Tying Forum
		7:00 PM	Pre-Trip: Backpacking-20 Lakes Basin
15	Sunday	9:00 AM	Captain's Handicap
18-22			Backpacking-20 Lakes Basin w/ Jim Garvey
18	Wednesday	7:00 PM	Fly Tying Forum
		7:00 PM	Pre-Trip: Mono Hot Springs
23-26			Mono Hot Springs w/ Terry Komisak
25	Wednesday	7:00 PM	Fly Tying Forum
26	Thursday	7:00 PM	Monthly Meeting: TBD



JUNKYARD SPEY



WWW.OLDMOEGUIDESERVICE.COM • 435-885-3342



www.bobmarriotts.com
info@bobmarriotts.com
 2700 W. Orangethorpe Ave.
 Fullerton, CA 92833

GOING GREEN...

We now offer a full service Equipment Recycling Program that saves resources... and puts some "green" on an account for you here at the shop!



www.bobmarriottsflyfishingstore.com/going-green
 Store (714) 525-1827 Travel (714) 578-1880



YOUR FLY FISHING DESTINATION
 & RESORT OUTFITTER

FLY FISHING EXCURSIONS • CLASSES
 PRIVATE INSTRUCTIONS
(310) 749-6771

3901 Brayton Ave., • Long Beach, CA 90807 • www.spfadventures.com



hotel CURRENT

NIA ENG
 DIRECTOR OF SALES

5325 e. pacific coast highway • long beach, ca 90804
 direct 562.597.1341 x 117 • facsimile 562.597.8741
nia@hotelcurrent.com • www.hotelcurrent.com