

Inside

- ❖ Fly of the Month: RS-2 Emerger
- ❖ Club Trips for 2018
- ❖ Three Month Calendar

Highlights

- Page 3: Joe Libeu: Fishing for Dorado in Argentina
- Page 5: Dave Boyer Says Farewell
- Page 7: 20th Annual Brookie Bash

Target Talk

NEWSLETTER OF THE LONG BEACH CASTING CLUB, ESTABLISHED 1925

SEPTEMBER 2018

WWW.LONGBEACHCASTINGCLUB.ORG

Leader's Line...

All Right, Mister, Draw! More Ways to Win at LBCC

COLIN KUMABE, PRESIDENT

Recently, the LBCC member experience has been enhanced through the efforts of our many club members. Thank you to all of you who have contributed your ideas and imagination to the club. Please continue to make recommendations and help with implementing these enhancements. This month, there are two areas especially to observe.

More Ways to Win: Opportunity Drawings for Volunteers

In appreciation of the efforts of volunteers, we're planning a series of three opportunity drawings. Whenever club members volunteer to help at activities and events, they will be entered into three drawings for an Echo 5 weight reel with WF6 line.

The three drawings will be made at monthly meetings:

- ❖ 1st drawing – September 27, 2018
- ❖ 2nd drawing – January 31, 2019
- ❖ 3rd drawing – March 28, 2019

Each volunteer will be entered in the drawing.

Social Media

The club membership experience is a great fishing journey that is now being documented through social

media. This journey will be recorded on the Long Beach Casting Club's Facebook and Instagram pages. Facebook and Instagram are tools that provide a way for the club to announce upcoming events and show photos of past events. In order to make the pages richer, please send photos or stories to LBCCsocialmediateam@gmail.com.

Check out the club's Facebook page to:

- ❖ Receive announcements of any upcoming LBCC events
- ❖ Show photos of events

Or the Instagram page that contains:

- ❖ Fish caught by members
- ❖ Scenery at fishing destinations
- ❖ Flies tied by members

Best wishes to catch more fish!

Club Trips for 2018

ART DAILY, 2ND VICE PRESIDENT

TRIP DATE TRIP & LEADER

- Sep. TBD Tenkara Local Trip with Art Strauss. Pre-Trip: meet each morning on site (site TBD). Art S. currently researching best fishing locations. Watch for email blast for more information.
- Sep. 5-9 Sierra Backpacking/fishing Trip w/ Jim Garvey. Pre-Trip: Tuesday, July 24, 7:00 PM.
- Sep. 9-14 Missouri River Trip w/Art Daily. Pre-Trip: Wednesday, September 5, 7:00 PM. Currently we have 14 LBCC members on the trip (full).
- Sep. 29 Yards & Inches w/ Mick Woodbury. Pre-Trip: Wednesday, September 19, 7:00 PM.
- Oct. 1-3 Pyramid Lake w/ Glen S. Pre-Trip: September 26, 2018.
- Oct. 14-18 Lees Ferry w/ TBD. Pre-Trip: October 10, 2018. Currently we have 12 LBCC members on the trip (full).
- Nov. 10-13 Trinity/Lower Sac River Trip w/ Marc B. Pre-Trip: October 31, 2018. Currently we have 13 LBCC members signed up, need one more.

Trip deposits for trips that are 'double occupancy' and require deposits in advance are non-refundable. Should you need to cancel your reservation, your deposit money will be refunded if another club member replaces you.

Trip location, dates and Pre-Trip workshops are subject to change so monitor Target Talk or the web calendar for the latest information. If you would like to be a stream keeper and need help organizing a club trip let me know. Please contact me if you have any suggestions for a trip or any questions at dailya42@yahoo.com.



OFFICERS

PRESIDENT

COLIN KUMABE
(562) 221-9418

1ST VICE PRESIDENT

TERRY KOMISAK
(562) 431-8686

2ND VICE PRESIDENT

ART DAILY
(714) 335-4628

CO-CAPTAINS

MARK FLO: (562) 420-8121
MIKE IVY: (714) 720-6599

MEMBERSHIP SECRETARY

WAYNE SAKAGUCHI
(714) 264-2135

TREASURER

TOM MCGIVERN
(310) 947-4212

CORRESPONDING SECRETARY

BRAD LANDON
(714) 323-0586

FACILITIES & POND

KEITH O'DONNELL
(909) 223-9713

SENIOR DIRECTOR

DAN RIVETT
(562) 431-2738

JUNIOR DIRECTOR

YASH ISEDA
(562) 596-7766

TARGET TALK EDITOR

ROB PETERSON
(310) 963-2515

Don't Miss our September Speaker, Past President Joe Libeu, "If you Seek for el Dorado"

TERRY KOMISAK, FIRST VICE PRESIDENT

Experience in fly fishing leads the dedicated fisher to search for more experiences and then create bucket lists. Adventures which, when first heard about, become excursions which we must do before we're unable to.

Golden dorado is one of those fish that should be on many fishers' bucket lists. Searching for the super-fast super-lacerator of rivers, the golden dorado, leads the fisher to the freshwater rivers and tributaries of Argentina.

Join our own Joe Libeu on Thursday evening, September 27, at the clubhouse, and learn what the pursuit of the golden dorado entails. Joe is a host for a brand new operation which features a mothership on Rio Parana in Northern Argentina. There the golden dorados are aggressive, fast and acrobatic fish and super-fun to play with.

The mothership has everything you need after a hard day of fishing and you will go to bed every night with a big smile on your face. Join us for a fun exciting evening learning about Joe Libeu's Golden Dorado Adventure. It could lead to a new item on your bucket list.

Joe began fly-fishing in 1973 and because of his love of the sport became involved in guiding, teaching, instructing and consulting within the industry. He is currently a FFI Master fly casting instructor and a emeritus member of the FFI Certified Casting Instructor Board of Governors. Joe has taught at CSULB ("Mastering the Art of Fly Fishing") and at El Camino College. Joe has worked with Ronnie Kovacks Fishing Expeditions on the filming of



three TV shows and is often on Ronnie's Saturday morning radio show. In addition he recently has been on a Zorcor ad.

Joe owns Sierra Pacific Fishing Adventures where he leads excursions with clients throughout the US and other countries. Joe is a past president of the Long Beach Casting Club where he stays active in teaching and instructing in fly fishing and casting.

New Club Members

WAYNE SAKAGUCHI, MEMBERSHIP SECRETARY


The Board of Directors approved these new members at the last Board Meeting:

- ❖ Ken Sandstrom
- ❖ Terry Scott
- ❖ Amanda Parsons
- ❖ Ernie O'Dell
- ❖ Nick Ryan
- ❖ Justin Dighera
- ❖ Debbie Dighera

Please greet and welcome our new members at the club's next monthly meeting. Here's wishing them a lifetime of healthy hatches and tight lines.

Thanks to the Pond Cleaning Crew!

KEITH O'DONNELL, FACILITIES AND POND



On July 23rd, 18 volunteers showed up at the pond to "Clean the Crud". When the pond was cleaned, Mike Ivy striped the bottom to facilitate our upcoming casting tournaments. I want to thank Mike Ivy, Terry Scott, Tom McGivern, John Bosowski, Norm Riggs, Howard Uller, Keith Pomella, Eddie Madrid, Dave Ross, Wayne Sakaguchi, John Jones, Colin Kumabe, Evan Morgan, Yash Iseda, Andy Stillittano, Ron Sakoda and Leon Grant for volunteering. Look for the next pond cleaning in late October or early November.

OTHER NOTES FROM THE POND (MARK FLO, CO-CAPTAIN)

- ❖ A big congratulations to Nick Galvan...he scored a 99 in Dry Fly!
- ❖ We begin our Sunday morning casting September 16th, and it is the official Captain's Handicap.
- ❖ September 30th and October 7th we'll be practicing for the Northwestern Tournament (Oakland Casting Club on October 13-14).

Fly Fish the Trinity and Lower Sac Rivers with LBCC

LBCC WILL BE FISHING THE RIVERS OF NORTHERN CALIFORNIA! JOIN US...



ADDRESS: 4140 Churn Creek Rd, Redding, CA 96002

HOURS: Closes at 6:00 PM

PHONE: (530) 222-3555

E-MAIL: info@theflyshop.com



Join the Club as we venture north to Redding, California and fish the Trinity River and the lower Sacramento for Steelhead and Trout. We will be fishing out of 'THE FLY SHOP' in Redding, California for two days of fabulous Northern California Fly Fishing.

Details are as follows:

- WHEN:** November 10th–13th 2018. Arrive on Saturday and depart on Tuesday.
- COST:** The cost of the trip is **\$650.00** per person double occupancy. Trip cost detail is – \$475.00 per day for the guide, boat, flies and lunch and \$115.00 per night for the room, for two anglers.
- DEPOSITS:** First deposit of **\$325.00** due no later than September 1st, 2018
Second deposit of **\$325.00** due no later than October 1st, 2018
- INCLUDES:** Three Nights lodging and one day drift fishing on the Trinity River and one day drift fishing on the lower Sac.
Lunch is included on drift days.
- NOT INCLUDED:** Fishing license, steelhead card and alcoholic beverages.
- LODGING:** We will stay at the Red Lion Hotel in Redding, a short distance from the fly shop. Room arrangements will be provided by Marc Bonvouloir. **ADDRESS:** 1830 Hilltop Dr, Redding, CA 96002 **PHONE:** (530) 221-8700
- SCHEDULE:** Sunday 11-11-18. We will meet the guides at the Holiday Market in Weaverville, this is right behind the Burger King, for a full day float/wade on the Trinity River. Weaverville is one hour west of Redding. Monday we will meet the guides at the Sundial Bridge (10 min. from the hotel) to float/wade the lower Sac River. This is our plan for now. Based on 'The Fly Shop' recommendation when we get there we will go where the fish are biting, plenty of opportunities.
- GEAR:** For the Trinity 6 to 8 wt. rods and for the lower Sac 5–6 wt. rods. Fishing license and a steelhead card [\$7.50] are required. Be prepared for all types of weather at this time of year.
- MORE:** Questions or to get on the interest list CONTACT: Art Daily at dailya42@yahoo.com

A Fond Farewell From our Fly Tying Chairman


DAVID BOYER, FLY TYING CHAIR

It is with great sadness I will be moving from the area and cannot continue as Fly Tying Chair. There are many I would like to thank, but first and foremost, four individuals who have helped me the most and who will continue to provide the club with quality tying programs.

The Beginning Class will be headed by Cecil O'Dell. The Wednesday Night Forum will now be ramrodded by Eddie Madrid. Wayne and Shirley are continuing the Youth Fly Tying program we started last year. All four will be supporting each other as they all have a passion for tying and no single person can do it alone, just ask me as I relied on all four a lot. Thanks to all the great instructors for helping in the beginning classes and kudos to those who have helped instruct during the Wednesday Night Forum. Too many to list, but I could not have done it without you.

I would like to specially thank John Van Derhoof as he has made me aware of more options on materials and substitutes than any tier I have been around. He gave me ideas for the Wednesday night group in addition to producing documents like the Peacock Herl page and Royal Wulff handouts which he passed out in the Beginning Class (and which we published in Target Talk). His help has been invaluable. He is one of the best kept secrets in the club. He has also beat me up so much that I have become a better caster. Thank you John.

Eddie and I returned from the FFI Faire in Boise, Idaho in mid-August. We got to rub elbows with some great tiers. Those included our SoCal contingent of Wayne Luallen, Steve Fernandez, and Bill Blackstone. The new Buszek winner is Bud Heintz from the Northern California Council, another good friend who has tied here in SoCal. Crazy Eddie tried to kiss Bud Heintz after his award, and even got a



picture to prove it! There were many world class tiers; Eddie was in such awe that we had to lift his jaw up a couple of times to keep him from drooling. We had a Fly Tiers Rendezvous in which we "exchanged" flies with other tiers. We were even able to get Eddie a seat and demo tie for the first time. He will bring some new experiences and enthusiasm back to the club.

If you ever find yourself up near Mountain Home, Arkansas, (home of Wapsi Fly Tying Materials) give me a buzz. My phone and e-mail will stay the same. Would love to take you fishing on the White or Norfolk Rivers.

I will be back! My plan is to tie and give a class at the Southwest Council's Fly Fishing Faire in Glendale in October. So, if you want to stop by and BS, or want a class on Hackle Stackers, sign up!



Joan K. Green, CPA
joan@GreenZahn.com

1700 East Pacific Coast Highway • Seal Beach, CA 90740
p 562.799.4440 877.838.3299 f 562.799.4441 www.GreenZahn.com

Member American Institute of Certified Public Accountants • California Society of Certified Public Accountants

Tenkara Comes to the Bash!

CECIL O'DELL, MEMBER

A big "Thank You!" to everyone who participated in our Eastern Sierra Tenkara Day on July 20th, and a big thank you also for making it a fun and successful day together as we put our Tenkara skills to the test.

Eighteen Tenkara Fly Fishers girded in waders, hats, and bug spray gathered at the Upper Owens to share together in our first Eastern Sierra Tenkara outing. 2018 can be recorded in the Long Beach Casting Club history book as the year that Tenkara was added to our menu of ways to catch our Eastern Sierra beauties. In April we had 50 plus club members participate in our first Tenkara clinic, followed by a July pre-trip and then a mini-Tenkara workshop before the Brookie Bash.



At the end of the Brookie Bash we received many encouraging reports of fish being caught on Tenkara rods. To top it all off there was a report of a Grand Slam all on a Tenkara Rod. Congratulations goes to Steven Ludwig.

Keep your eyes and ears open for future events and clinics coming our way this fall.



Mammoth Lakes Summer 2018 Tenkara Clinics August 25 & 26 and September 29 & 30, 2018 On the H2O Guided Tenkara Fly Fishing Clinic w/ Chris Leonard & Luong Tam

Join Chris Leonard and Luong Tam for a full day on Saturday and a half day on Sunday of guided Tenkara fly fishing in the Mammoth Lakes area this summer 2018. Chris & Luong will offer two clinics this summer: August 25/26 and again on September 29/30. We will focus on developing a strong set of Tenkara specific fly fishing skills while targeting trout on Mammoth Lakes area rivers. You will walk away with a better understanding of Tenkara fly fishing and Mammoth area fisheries. **Cost of the clinic is \$350 per weekend per angler.**

Luong and Chris have offered this clinic in the past. It was very successful. Class size is limited to six total per weekend. The student-to-teacher ratio is 3 to 1. We will meet at Kittredge Sports on Saturday @ 7:00 AM. We will be on the water until 3:30 PM on Saturday. Sunday, we will meet at Kittredge Sports @ 7:00 AM. We will be on the water until 12:30 PM on Sunday. Cost per person is \$350. Included is guided instruction, use of equipment if needed, flies and consumables, lunch Saturday only (tell Chris dietary restrictions if any), and gratuity. Bring waders if you have them. They can otherwise be rented at Kittredge Sports for \$15/day. What's not included? Everything else. Attendees of the clinic will be required to sign a liability release form. Sign-ups are on a first-come, first-served basis. Mail a non-refundable check payable to Chris Leonard to PO Box 1568, Mammoth Lakes, CA 93546, and call Chris @ 818.288.3271! Please specify which weekend you would like to attend: August 25/26 or September 29/30.

Contact Chris for any questions regarding this fantastic weekend on the water @ 818.288.3271.

The Brookies Have been Officially Bashed! 20th Annual Brookie Bash a Big Success

MARK FLO, MEMBER

Forty or so members zoomed up to Mammoth Lakes for a three-day weekend of fly fishing and chasing trout.




Nick getting his golden trout at Horseshoe Meadow!

We had seventeen members sharing two condos and we had a great time hanging out. We fished various areas around Mammoth Lakes including Hot Creek,

McCleod Lake, San Joaquin River, Upper Owens River and Horseshoe Meadows on Thursday and Friday.

On Saturday, our group meet-up for the official Brookie Bash outing was at Mosquito Flats Trailhead. Tom Tatham arrived. He originated this outing twenty years ago and it has become one of the club favorites.

We had eight people win the Sadler Slam Award this



year. The Slam consists of at least one each of Brookie, Rainbow, Brown, Cutthroat and Golden Trout caught during the weekend. Yash Iseda, Wayne Sakaguchi, Ernie Ertley, John Stine, Colin Kumabe, San Sasi, Steve Ludwig (who did it with a Tenkara rod) and lastly, our new junior member Nick Galvan, all successfully completed the Slam. Nick also had twenty (!) fish on the fly the day of the Brookie Bash.

Saturday evening we celebrated a weekend of fishing and fellowship at Giovanni's Pizza and they did a great job accommodating more than thirty of our members. And, as usual, there were several donations to the Sunshine Committee following the weekend. Fine times and good memories.



The Hoover Wilderness: "Vacuum" up a Fish or Two at Twenty Lakes Basin

JIM GARVEY, MEMBER

Please join us and experience backpacking and fly fishing in the high country of the Sierra Nevada! Join us for the Seventh Annual, and second 20 Lakes Basin, Sierra Backpacking Trip, September 5–9, 2018.

Our destination is a loop of trails in the 20 Lakes Basin just above Saddlebag Lake in the Hoover Wilderness. We will meet at the trailhead near Saddle Bag Lake. To drive there, take Tioga Pass Road, (SR 120) off Highway 395 at Lee Vining, then at the top of the pass turn right on Saddlebag Lake Road to the lake trailhead and campground.

Drive up Wednesday, September 5 to acclimatize and car camp at the Saddlebag Lake Forrest Service Campground for a group pot luck dinner, the campground and trailhead elevation is 10,000 ft. The fishing is good in Lee Vining Creek below the lake for those who arrive during the day.

On Thursday, September 6 we begin our loop with a hike about 2 miles around Saddlebag Lake to 20 Lakes Basin. We will be backpacking in the wilderness for three nights on trails between lakes with elevation gains and losses of 200–500 ft. The lakes are separated by 2 to 3 miles of trails, with have plenty of fishing time. The fly fishing is very great in the many lakes and connecting streams with the potential for a Sierra Grand Slam. We will hike out Sunday,



September 9 by noon and drive back to civilization. The permit free will be split among the group. Group size is limited to 15 and Bear Canisters are required.

The Pre-Trip Meeting is Wednesday, August 29, 7:00 PM at the LBCC Clubhouse. Please contact Jim Garvey, jim_garvey@sbcglobal.net, cell: 310-985-0761 for more information and to sign up.

Endowment Update

MICK WOODBURY, PAST PRESIDENT

Q. What is the Club Endowment Fund?

A. AN ENDOWMENT FUND IS A DONATION OF MONEY (OR PROPERTY) TO A NOT-FOR-PROFIT ORGANIZATION FOR THE ONGOING SUPPORT AND LONG-TERM FINANCIAL STABILITY OF THAT ORGANIZATION. As such, our club's fund is building an additional and independent source of dollars to help cover the fixed costs (utilities and basic maintenance) of the LBCC clubhouse and pond.

Q. Eventual goal?

A. When the fund reaches \$100K, net earnings from the fund will be made available for utilities and maintenance. Currently, all capital gains are reinvested into principal to facilitate growth.


Q. How much is in the fund now?

A. We are currently at \$80,000. We're closing in on our stated goal.

Q. Why should I contribute?

A. LBCC is a unique community resource that equals the finest fly-fishing clubs in the country. It would be almost impossible to duplicate what we have if we were to start from scratch. Our dues are





Yards & Inches: Never Waste a Decent Tide!

MICK WOODBURY, PAST PRESIDENT

Don't let Saturday morning, September 29, go to waste. It's one of those ideal tides—low tide at dawn, high tide at noon and incoming all morning. For that reason, it's the date of this year's Yards and Inches Tournament. If you can't join us, at least go surf fishing on this salt water smorgasbord kind of day.

Yards & Inches Measures Your Skill

Y&I rules are simple. Measure the length of all sport fish you catch (fly rods and flies only; no bait; no sharks or rays). Keep a running total of the length of all fish caught. Highest total length wins. The fish are all released to grow bigger for next time. Plan now to join the Fleet in the pursuit of spotted bay bass, sand bass, calicos, various croakers, halibut, mackerel, perch, etc.

When and Where

Launch at 6:00-ish (low tide is at 5:45 AM) and fish till noon (high tide is 12:09). The location is Huntington Harbor. Posole lunch is served at the launch area. No matter what you catch you can go home with a posole lunch.

Float Your Boat

You'll need to fish from something floatable—like small boats, kayaks, pontoons, dinghies or float tubes. For float tubers, there are hundreds of boat docks to fish where you won't have to fight strong currents. You can rent kayaks along PCH in the Sunset Beach area. More details on those at the pre-trip. Kayak rental places normally open at 8:00 AM, but in the past, they've let you pick them up the night before so you can start fishing early.

The Pre-Trip is at the clubhouse on Wednesday, September 19 at 7:00 PM. You'll learn everything you need to know: maps, launch site, lure du jour and the lunch spot.

less than 17¢ a day—peanuts compared to what we receive in return. Every time you come to the clubhouse, view the club's website or go on a club outing, you receive value far greater than what you pay in dues. If you appreciate the club and want to assure its long-term financial health, why not write a check, right now? The fund will assure that our 93-year heritage lives on regardless of future economic conditions.

Q. How do I contribute?

A. The most productive contribution is to participate in the **Matching Funds Program** where our donation is matched 100% up to \$5,000. Contribution checks can be made out to the LBCC Endowment Fund and sent to the treasurer. LBCC is a non-profit entity and contributions are typically deductible and approved by the IRS.

There are many ways to contribute. Member donations are the most common, but other contributions have included employer charitable giving programs that support employee interests and contributions from friends of members, including birthday or Christmas gifts on behalf of members. Many members have remembered the Endowment in their wills and living trusts. Real or personal property can be donated as well. What have you done for your club lately? There is no better time to show your appreciation.

LBCC Conservation Committee Report

ART STRAUSS, CONSERVATION CHAIR

In light of the upcoming October 25th monthly meeting with Sandra Jacobson of CalTrout as the featured speaker, we thought it timely to summarize CalTrout's Watershed Review Project update for 2018–19.

Five key initiatives are:

- ❖ Protect the Best (Salmon and Steelhead Strongholds and Wild Trout Waters)
- ❖ Integrate Wild Fish and Working Landscapes (Fish and People)
- ❖ Reconnect Habitat (Dams Out, Remove Migration Barriers)
- ❖ Steward Source Water Areas (Water Security for Fish and People)
- ❖ Restore Estuaries (The Land/Sea Interface)

Hat Creek became the first state-designated Wild Trout area in California back in 1972 by collaboration between CalTrout and the California Department of Fish and Game. Recent efforts 35 years later are restoring this iconic stream to its former blue ribbon status. Other CalTrout protection projects of note to fly fishers are the McCloud River, the Fall River, the Owens River, Hot Creek, June Mountain Fuels Reduction and South Coast Native Rainbow Trout Protection (Sespe Creek, Santa Margarita River, San Mateo Creek and the West Fork San Luis Rey).


A very exciting and innovative work is the Sierra Meadows Partnership for restoration and protection of 30,000 acres of degraded meadows over 15 years. Check out the video "The Source" to learn how Sierra snowfall and the Shasta area aquifer interact with meadows, and the importance of this integrated system to livability in the "desert" of Southern California.

CalTrout's science-based approach to fish and water

issues is coordinated with multiple state universities, including UC Davis which has a Center for Watershed Sciences and an Endowed Chair in Coldwater Fishes. Recommended reading is the "State of Salmonids II: Fish in Hot Water (SOS II)".

Please visit CalTrout's YouTube page and website for more details, videos, opportunities for membership and support to maintain and enhance California's diverse fisheries.

Bring your family members and friends to the October 25th talk. You won't be disappointed!



LBCC Wants YOU! Volunteer Opportunities

ROB PETERSON, EDITOR

Below are two recent email blasts you have all received but... we're still looking!

VOLUNTEERS NEEDED: JOIN THE LBCC WEBSITE TEAM

The club is looking for at least two additional people to join our LBCC Website team. This will help ensure continued website support.

NEED VOLUNTEERS TO HELP MANAGE: THE LBCC SOCIAL MEDIA ACCOUNTS

The club is looking three people to manage our social media accounts (Facebook, Instagram, etc).

If you are interested, please contact either Paul Burgner (kbzx2@aol.com) or Colin Kumabe (ctkumabe@gmail.com).

LBCC Spey Tourney

MIKE IVY, CO-CAPTAIN

The LBCC members only Spey casting tournament held on August 4th was a big success. A big THANK YOU to all the Long Beach Casting Club volunteers! With only nine casters, the day went by quickly and the weather and casting conditions were perfect. It certainly appeared as though everyone there, casters and volunteers, had a great time.

The new pond striping was a big help for the scorers in the water and the new center rope and buoys looked fantastic and gave a professional quality to the event. I noticed a few casters with major advances in their casting—Howard Uller marked



probably the biggest improvement.

Finally, I want everyone to know these tournaments are meant to be fun and intended to get you motivated and get out and practice so your Spey casting and two-handed fishing improves. I look forward to seeing more of you out on the pond!

LBCC Members Spey Tourney Final Results

MEN'S OPEN DIVISION

NAME	PLACE	SCORE	LEFT SNAKE			LEFT SINGLE			RIGHT SNAKE			RIGHT SINGLE		
			1	2	3	1	2	3	1	2	3	1	2	3
Mike Ivy	1	599	151	154	128	145	140	138	151	135	142	149	143	126
Jim Ansite	2	538	132	135	0	114	95	0	110	135	140	129	149	146
David Ross	3	492	101	78	121	0	134	0	0	111	0	126	118	0
Matt Abrams	4	414	99	72	83	87	52	105	0	0	102	108	104	96

MEN'S SENIOR DIVISION

NAME	PLACE	SCORE	LEFT SNAKE			LEFT SINGLE			RIGHT SNAKE			RIGHT SINGLE		
			1	2	3	1	2	3	1	2	3	1	2	3
Howard Uller	1	481	106	117	0	0	119	0	118	115	0	127	122	0
Andy Stillittano	2	164	0	0	0	0	0	0	76	55	0	71	76	88

MEN'S NOVICE DIVISION

NAME	PLACE	SCORE	LEFT SNAKE			LEFT SINGLE			RIGHT SNAKE			RIGHT SINGLE		
			1	2	3	1	2	3	1	2	3	1	2	3
Ken Henderson	1	372	81	0	97	84	0	93	83	0	0	99	88	70
Dan Oliver	2	333	0	80	0	79	93	0	61	71	0	76	74	89
Pat Kudo	3	312	64	70	80	71	81	63	76	73	75	71	75	0

Fly of the Month: RS-2 Emerger

JOHN VAN DERHOOF, EDITOR

It seems as though the more I go to my fly box for a dry fly or emerger the more I pull an RS-2 Emerger out. I only recently got back from fishing the Green River (again) and used the RS-2 paired in Dry/Dropper and Double Dry combinations with some success in much tougher conditions than I had expected. This fly is amazing in its versatility for spring creek and tailwater conditions.

The fly was developed by Rim Chung of Castle Rock, Colorado. His idea for the pattern was to create a simplified nymph that resembled an emerging mayfly. His designed fly evolved into the RS-2 (Rim's Semblance #2). The success of the first version of his fly encouraged further improvements until the RS-2 evolved and Rim rarely uses another fly pattern and has fished his fly all over the US, Canada and even in Korea.

Rim's original wing material for the fly was the web/fluff from the base of a saddle feather. While an excellent material and one that most folks have around their bench, I think there are better materials like CDC, or EP Triggerpoint fibers.


Need a Pale Morning Dun? Tie it with a light gray tail, pale yellow/olive body, and a light gray wing. As a Blue-Winged Olive, use a dark gray tail, an olive body, and a dark gray wing. Or as an Adams/caddis, tie it with a light gray tail, a gray body and a dark gray wing. This particular combination is one of my afternoon favorites on Hot Creek. When fishing at the beginning of an expected Trico spinner fall, start by using a tan body RS-2 with light dun wings and tails until the spinners appear on the water.

Use it as an emerging dun or a captive dun by tying it with a zelon tail to match the body. Tie it with a longer wing and cut off the tail and use it as a caddis imitation, or shorten that wing to imitate a midge. Either way, it does catch fish. Another plus is that it takes virtually no time to tie—what an amazing concept!

Here's a big hint for all of you getting ready to attend this winter's club trips to the Lower Owens: tie a bunch of these in olive, yellow/olive and gray in sizes #18 to #22. They work great when the fish are rising to BWO's and midges and there are few flies as effective that are easier to tie!

MATERIALS FOR TYING THE RS-2:

- Hook: Dry fly in sizes 14–24
- Thread: 6/0 or 8/0 of a color to blend with body color
- Tail: Hackle, split, to match the hatch or Zelon to match body for a captive dun
- Body: Dubbing, color to match the hatch (consider using olive, yellow/olive, tan, gray or all black)
- Wing: CDC (cul du cunard) fibers (try light or dark gray)
- Thorax: Dubbing to match body color



BLUE-WINGED
OLIVE RS-2

INSTRUCTIONS FOR TYING THE RS-2:

- 1 Attach the thread to the hook and wind the thread down to the bend. If you plan to tie a standard RS-2 then start by applying a very small amount of body material to the thread. Wind one or two turns to form a small ball of dubbing that will help split the tail. Remove one to three hackle fibers depending on the size of the fly and tie them to the far side of the fly. Using the same amount of hackle fibers, apply them to the near side of the fly.

If you are going to tie a captive or crippled dun do not put down a dubbing ball. Instead, tie in six to 10 Zelon fibers, depending on the size of the fly, that are roughly the same color as what the body will be. They should be about as long as the body and appear sparse.

- 2 Apply more dubbing to your thread creating a tapered rope and wind this about $\frac{3}{4}$ of the way up the shank. If you are lazy like me, then just slide any remaining dubbing down the thread toward the nose of your bobbin; out of the way for the next step, but still handy for later use for the thorax.
- 3 Select one CDC puff or feather for the wing. If you are using a feather then strip the fibers off each side of the stem and tie them in. The length should be just short of the end of the body. If you are using a puff just tie it in and make it the proper length. If, when you are finished, the wing looks too long then shorten it by plucking the ends with your finger nails and not scissors which will look unnatural.
- 4 Slide any remaining dubbing on your thread back into position, or apply a small amount if there was none remaining after you did the body. Dub over the tie down spot for the wing and then forward to the headspace. Wind a small, neat head and whip finish. Apply some head cement and you are ready to head on out to the stream and give your new RS-2 a try.



TRICO
RS-2



PALE MORNING
DUN RS-2

NOTE:

Here are some options to splitting the tails instead of using the dubbing ball technique:

OPTION #1 — Use a single strand of leftover thread between the tails. Loop the thread around the bend of the hook below the tails and slide up the hook and GENTLY(!!!) pull forward splitting the tails. Too much force and you will point the tails to the eye—not really what you want is it?

OPTION #2 — Keeping your tying thread untwisted, pass the thread from underneath the near tail fiber and the bend of the hook and, while pulling forward gently, over the top of the shank. Make another turn or two and then pass the thread over the top between the far tail and the bend of the hook, under the hook pulling gently forward and then around the shank locking the thread and the tail in position. This is my preferred way and it also allows me to have two or three tailed flies. I can also pass a gentle loop underneath all of the tails and lift them to the height that I want to see. Remember, fly tying is as much about aesthetics as practicality!

FISHING

AMMO



HUNTING

ARCHERY

**963 N. Main Street
Bishop, CA 93514**

BISHOP, CALIFORNIA

**PH (760)872-3000
FAX (760) 872-8000**

Golden Dorado

Rio Paraná, Argentina

Don't miss this chance to catch this amazing gamefish!

January 21-27, 2019 / \$4,200

6 nights and 5 days of guided fishing

Join us for 5 days of action packed Golden Dorado fishing on Rio Paraná. Package includes: 2 night hotel stay and airport transfers in Buenos Aires; All meals and drinks aboard the mother-ship; Ground/boat transportation to and from the mother-ship. Based on double occupancy and 2 anglers per guide. Not included are flights, gratuities, equipment and gear, insurance




and license, meals in Buenos Aires. Space is limited to 8 anglers. Please reserve your space **ASAP!**

For inquiries and reservation, contact:

Joe at 310.749.6771 / fishlgf@ix.netcom.com

Kathy at 714.475.4529 / kksdfa@yahoo.com



Sierra Pacific Fishing Adventures • 3901 Brayton Ave., Long Beach, CA 90807 • (310) 749-6771 • jlsdfa@ix.netcom.com • www.joelibeufllyfishing.com

Calendar of Events

September


3	Monday	7:00 PM	Board of Directors Meeting
4	Tuesday	7:00 PM	Youth Fly Tying
5	Wednesday	7:00 PM	Fly Tying Forum
		7:00 PM	Pre-Trip: Missouri River w/ Art Daily
5-9			Sierra Backpacking Trip w/ Jim Garvey
9-14			Missouri River Trip w/ Art Daily
11	Tuesday	7:00 PM	Youth Fly Tying
12	Wednesday	9:00 AM	Conservation Team at San Gabriel
		7:00 PM	Fly Tying Forum
15	Saturday	9:00 AM	Beginning Spey Casting
16	Sunday	9:00 AM	Captain's Handicap and First Club Cast of the Season
18	Tuesday	7:00 PM	Youth Fly Tying
19	Wednesday	7:00 PM	Fly Tying Forum
		7:00 PM	Pre-Trip: Yards & Inches w/ Mick Woodbury
22	Saturday	9:00 AM	Beginning Spey Casting
23	Sunday	9:00 AM	Club Cast
25	Tuesday	7:00 PM	Youth Fly Tying
26	Wednesday	7:00 PM	Fly Tying Forum
		7:00 PM	Pre-Trip: Pyramid Lake with Glen Stanley
27	Thursday	7:00 PM	Monthly Meeting: Joe Libeu
29	Saturday		Yards & Inches w/ Mick Woodbury
30	Sunday	9:00 AM	Practice for Northwestern Tournament

October

1	Monday	7:00 PM	Board of Directors Meeting
1-3			Pyramid Lake with Glenn Stanley
2	Tuesday	7:00 PM	Intermediate Casting Class
3	Wednesday	7:00 PM	Fly Tying Forum
7	Sunday	9:00 AM	Club Cast
9	Tuesday	7:00 PM	Intermediate Casting Class
10	Wednesday	9:00 AM	Conservation Team at San Gabriel
		7:00 PM	Pre-Trip: Lee's Ferry w/ TBD
		7:00 PM	Fly Tying Forum
11	Thursday	7:00 PM	On the River Clinic Classroom Session #1
13-14			Northwestern Tournament (Oakland)
14-18			Lee's Ferry with TBD
16	Tuesday	7:00 PM	Intermediate Casting Class
17	Wednesday	12:00 PM	Nooner Lunch
		7:00 PM	Fly Tying Forum
18	Thursday	7:00 PM	On the River Clinic Classroom Session #2
24	Wednesday	7:00 PM	Fly Tying Forum
25	Thursday	7:00 PM	Monthly Meeting: Sandra Jacobson
30	Tuesday	7:00 PM	Beginning Fly Tying
31	Wednesday	7:00 PM	Fly Tying Forum
		7:00 PM	Pre-Trip: Trinity/Lower Sac w/ Marc Bonvouloir

November

4	Sunday	8:00 AM	Pond Cleaning
5	Monday	7:00 PM	Board of Directors Meeting
6	Tuesday	7:00 PM	Beginning Fly Tying
7	Wednesday	7:00 PM	Fly Tying Forum
10-11			On the River Clinic (Field Trip) Lower Owens
10-13			Trinity/Lower Sac w/ Marc Bonvouloir
11	Sunday	9:00 AM	Club Cast
13	Tuesday	7:00 PM	Beginning Fly Tying
14	Wednesday	9:00 AM	Conservation Team at San Gabriel
		7:00 PM	Fly Tying Forum
17	Saturday	8:00 AM	Clubhouse Cleanup
18	Sunday	9:00 AM	Club Cast
20	Tuesday	7:00 PM	Beginning Fly Tying
21	Wednesday	12:00 PM	Nooner Lunch
		7:00 PM	Fly Tying Forum
27	Tuesday	7:00 PM	Beginning Fly Tying
28	Wednesday	7:00 PM	Fly Tying Forum
29	Thursday	7:00 PM	Monthly Meeting: TBD



www.redshedflyshop.com



YOUR FLY FISHING DESTINATION
& RESORT OUTFITTER

FLY FISHING EXCURSIONS • CLASSES
PRIVATE INSTRUCTIONS

(310) 749-6771

3901 Brayton Ave., Long Beach, CA 90807 • www.spfadventures.com



hotel CURRENT

NIA ENG
DIRECTOR OF SALES

5325 e. pacific coast highway • long beach, ca 90804
direct 562.597.1341 x 117 • facsimile 562.597.8741
nia@hotelcurrent.com • www.hotelcurrent.com