

Inside

- ❖ Fly of the Month: PMD X-Emerger
- ❖ Club Trips for 2018
- ❖ Three Month Calendar

Highlights

- Page 3: Captain Bob Day: Fly Fishing in San Diego Bay
- Page 3: Reports from June Salt Water Outing, West Fork
- Page 5: Updates from the Fly Tying Chair

Target Talk

NEWSLETTER OF THE LONG BEACH CASTING CLUB, ESTABLISHED 1925

AUGUST 2018

WWW.LONGBEACHCASTINGCLUB.ORG

Leader's Line...

A Shout-Out to Our Many Volunteers

COLIN KUMABE, PRESIDENT

Our great volunteers are the source of our success here at the Long Beach Casting Club. Many thanks to all of you out there who help with our events, classes, meetings and trips, and who help to keep the club operating smoothly year in and year out. Long Beach Casting Club members have the ability to teach the skills that help you catch more fish.

On August 4, we are all looking forward to the upcoming LBCC Club Spey Tournament. Casting Co-Captain Mike Ivy is organizing the pond cleaning and striping. Volunteers are needed to help with the pond cleaning on Monday, July 23. Clean-up begins at 8:00 am, then the clean dry pond bottom will be painted with lines for ten-foot grids that aid in measuring spey casting distance. The work is estimated to take at least three days and the pond will likely be reopened on Thursday, July 26.

Volunteers for the Club Spey Tournament are needed to set-up, keep score, measure distance and clean up. Watch for upcoming email blasts for further details on this first "members only" Club Spey Tournament.

Many thanks to Eddie Madrid and John Jones for successfully leading the rod building class. All participants in the class especially cherish their completed rods, to be kept and treasured for many years. Most of all, there is a strong belief that rods built in the LBCC Rod Building class "catch more fish".

Many thanks to Keith O'Donnell for organizing the termite fumigation of the clubhouse. Keith is planning upcoming days to get the clubhouse in super shape. Watch out for e-mail announcements for the upcoming clubhouse cleaning and paint touch-up dates.

Be sure to report your catch using the revised Annual Fishing Award Registration Form found at the following email address:

<https://www.longbeachcastingclub.org/wp-content/uploads/2014/LBCC-Fish-Award-Form-Roster-2018-2019.pdf>

Remember that only the length needs to be reported; weight is not required.


Best wishes to Mark Tsunawaki at the American Casting Association, ACA, National Tournament, at Valparaiso, Indiana on July 24 thru 27. Way to represent the LBCC, Mark.

Club Trips for 2018

ART DAILY, 2ND VICE PRESIDENT

TRIP DATE	TRIP & LEADER
Aug 14-16	Tenkara Local Trip with Art Strauss; Pre-Trip: meet each morning on site (site TBD)
Sept 6-9	Sierra Backpacking/fishing Trip W/Jim Garvey Pre-Trip: Tuesday, July 24, 7:00 PM
Sept 9-14	Missouri River Trip w/Art Daily Pre-Trip: Wednesday, September 5, 7:00 PM
Sept 29	Yards & Inches w/ Mick Woodbury Pre-Trip: Wednesday, September 19, 7:00 PM

Trip locations and dates are subject to change, so monitor Target Talk or the Web Calendar. Pre-Trip Meetings are usually at the clubhouse starting at 7:00 PM. Check here or the club's website calendar to confirm the time. Please contact me if you have any questions at: dailya42@yahoo.com.



New Club Members

WAYNE SAKAGUCHI, MEMBERSHIP SECRETARY

The Board of Directors approved these new members at the last Board Meeting:

- ❖ Greg Bencivenga
- ❖ Clayton W. Brown
- ❖ Adam & Barbara deLeon

Please greet and welcome our new members at the club's next monthly meeting. Here's wishing them a lifetime of healthy hatches and tight lines.

OFFICERS

PRESIDENT

COLIN KUMABE
(562) 221-9418

1ST VICE PRESIDENT

TERRY KOMISAK
(562) 431-8686

2ND VICE PRESIDENT

ART DAILY
(714) 335-4628

CO-CAPTAINS

MARK FLO: (562) 420-8121
MIKE IVY: (714) 720-6599

MEMBERSHIP SECRETARY

WAYNE SAKAGUCHI
(714) 264-2135

TREASURER

TOM MCGIVERN
(310) 947-4212

CORRESPONDING SECRETARY

BRAD LANDON
(714) 323-0586

FACILITIES & POND

KEITH O'DONNELL
(909) 223-9713

SENIOR DIRECTOR

DAN RIVETT
(562) 431-2738

JUNIOR DIRECTOR

YASH ISEDA
(562) 596-7766

TARGET TALK EDITOR

ROB PETERSON
(310) 963-2515

Anchors Aweigh with Captain Bob Day (on San Diego Bay)

TERRY KOMISAK, FIRST VICE PRESIDENT

Our August speaker is Captain Bob Day, and he'll be telling us about fly fishing on the San Diego Bay. Here's the background on Captain Bob and his boat "En la Mosca" (which, for those of you who dozed off in high school Spanish, means "On the Fly"):

"Capt. Bob Day of 'En La Mosca' will provide his namesake boat for a ½ day or full day fishing excursion on San Diego Bay. Whether you charter him or use




your own boat, he will direct you where, when and how to catch fish on the bay. Commonly occurring species are yellowfin croaker, pacific bonefish, halibut, spotted bay bass and bonito.

"Bob has been fishing for the last 20 years in Southern California and Mexico. In the last 10 years, Bob has over 600 hours guiding in the largest natural bay on the west coast.

"Capt. Bob specializes in teaching kids to fish. What better way to get the youngsters to experience saltwater fishing than on the lightly travelled, calm waters of scenic San Diego Bay."

Come join us August 30!



Captain's Corner (and More!)

MARK FLO, CO-CAPTAIN

We will be continuing with our Tuesday Night Cast though the end of August. July 23rd is the big pond cleaning to prepare for the re-stripping of the pond. The pond will be closed the 23rd through the 26th. Our Summer Spey Tournament will be held Saturday August 4th starting at 9:00 AM, with a \$5 entry fee. Spey practice continues Thursday nights on the pond.

June Salt Water Outing

The June Salt Water Outing went off without a hitch. Fish were caught. Lies were told. Lots of smiles. We had a total of 12 anglers fishing the bay and shore.

In the kayaks- Kevin Green, Mike Martin, John Stine and the Four Salty Sisters- Bettye Swart, Maria Rivas, Jeri Vaillancourt and Carol Murphy.



Captain's Corner...Continues on page 7

Fly Fish the Trinity and Lower Sac Rivers with LBCC

LBCC WILL BE FISHING THE RIVERS OF NORTHERN CALIFORNIA! JOIN US...



ADDRESS: 4140 Churn Creek Rd, Redding, CA 96002

HOURS: Closes at 6:00 PM

PHONE: (530) 222-3555

E-MAIL: info@theflyshop.com



Join the Club as we venture north to Redding, California and fish the Trinity River and the lower Sac(ramento) for Steelhead and Trout. We will be fishing out of 'THE FLY SHOP' in Redding, California for two days of fabulous Northern California Fly Fishing. Details are as follows:

WHEN: November 10th–13th 2018. Arrive on Saturday and depart on Tuesday.

COST: The cost of the trip is **\$650.00** per person double occupancy. Trip cost detail is – \$475.00 per day for the guide, boat, flies and lunch and \$115.00 per night for the room, for two anglers.

DEPOSITS: First deposit of **\$325.00** due no later than September 1st, 2018
Second deposit of **\$325.00** due no later than October 1st, 2018

INCLUDES: Three Nights lodging and one day drift fishing on the Trinity River and one day drift fishing on the lower Sac. Lunch is included on drift days.

NOT INCLUDED: Fishing license, steelhead card and alcoholic beverages.

LODGING: We will stay at the Red Lion Hotel in Redding, a short distance from the fly shop. Room arrangements will be provided by Marc Bonvouloir. **ADDRESS:** 1830 Hilltop Dr, Redding, CA 96002 **PHONE:** (530) 221-8700

SCHEDULE: Sunday 11-11-18. We will meet the guides at the Holiday Market in Weaverville, this is right behind the Burger King, for a full day float/wade on the Trinity River. Weaverville is one hour west of Redding. Monday we will meet the guides at the Sundial Bridge (10 min. from the hotel) to float/wade the lower Sac River. This is our plan for now. Based on 'The Fly Shop' recommendation when we get there we will go where the fish are biting, plenty of opportunities.

GEAR: For the Trinity 6 to 8 wt. rods and for the lower Sac 5–6 wt. rods. Fishing license and a steelhead card (\$7.50) are required. Be prepared for all types of weather at this time of year.

MORE: Questions or to get on the interest list CONTACT: Art Daily at dailya42@yahoo.com

Fish the Missouri River in Montana

with Trout Montana September 9–14, 2018



ADDRESS:

1321st St. N.

Cascade, MT 59421

PHONE:

406-468-9330 (Fly shop & Motel)

844-468-3597 (Toll free)

E-MAIL: flyshop@troutmontana.com



DATES: September 9th–14th. Sunday through Friday. Arrive Sunday and check out Friday morning.

INCLUDES: 5 nights lodging and 2 days drift boat fishing +2 days to wade or whatever. Lunch and drinks are included on drifting days.

EXTRAS: Your Transportation, Meals, Tips, Guide tips, Fishing License, others

COST: 5 nights lodging, 2 days drift fishing and 2 days wade fishing: **\$825.00**. Float fish Monday/Wednesday, or Tuesday/Thursday—wade on alternate days.

RESERVE YOUR SPOT! First deposit of **\$200.00** due no later than June 1, 2018. Make your check payable to the Long Beach Casting Club and send to LBCC, PO Box 90035, Long Beach CA. 90809.

MORE?

- Additional drifting days can be arranged with Trout Montana fly shop
- This trip is limited to 12 anglers.
- Contact Art Daily for details and to get on the interest list at: dailya42@yahoo.com.

A Few Updates from the LBCC "Vise Squad"

DAVID BOYER, FLY TYING CHAIR

Here's a quick update, for those interested, on upcoming classes and events from our own David Boyer, Fly Tying Chair. Thanks, Dave, for keeping us posted! -Ed.

Youth Fly Tying

This fall, we will again have a tying program targeted toward the youth. For those that are ages about 8 to 14, in September, we will be having four nights of tying classes.




Last year we had five in the class. They even got to tie an ornament loaded up with a fly they tied in class. Stay tuned for details as we get closer to September, and if you have children or grandchildren, this would be a great opportunity to get them involved with a sport we love, fly fishing.

If you are interested in tying, please contact me at dboyer@glodesigns.com and I can get you more information on any of our tying programs, the Wednesday Night Forum, The Beginning Classes and the Youth Tying.

Fly Fishers International

August 7-11 is the annual Fly Fishing Fair being held in Boise, Idaho. If you have ever wanted to meet and



minge with some of the nation's best casters, tiers and guides, now is the chance. There are classes on casting, fishing on local waters, tying, and many other topics.

There will be a Women Connect for the ladies, a Youth Fly Fishing Camp for the younger anglers, and a casting competition for the Project Healing Waters vets. There will also be plenty of free seminars and activities. Visit the FFI web site (www.flyfishersinternational.org) for more information and registration.

With the new 'branding' and logo, the FFI is making a concentrated effort for more of an impact on the fishing scene as the organization that represents fly fishing. As a group we have a better opportunity to influence legislation on conservation and fishing related regulations than if we act as individuals or as a single club. Check out the website for our partners in conservation. If you have a project that may benefit from some funds, the FFI does grants for conservation as well as education.

Vise Squad...Continues on page 6



Joan K. Green, CPA
joan@GreenZahn.com

1700 East Pacific Coast Highway • Seal Beach, CA 90740
p 562.799.4440 877.838.3299 f 562.799.4441 www.GreenZahn.com

Member American Institute of Certified Public Accountants • California Society of Certified Public Accountants

Vise Squad...Continued from page 5

We are launching more learning tools with the Education Committee, including tying videos, conservation items, casting, fishing skills, etc. Some of the presentations at the Fair will also make it onto the Education Page.

Not all the links are up and running yet, but you will find some great casting information currently available. More will be added after the Fair and in months to come. If you have any questions concerning or suggestions for the FFI, please contact me.

Trout in the Classroom (TIC):

For those not familiar with TIC, it's a program sponsored by the California Department of Fish and Wildlife (CDFW) for students to experience the aquatic environment in the classroom by raising trout from



eggs to fingerlings. The Club is getting involved with the program and we have the first Long Beach teacher interested in setting up a tank for his students.

Tanks and chillers are loaned to the school by CDFW and if the teachers are interested, we can help them acquire their own equipment. In addition, we help the teacher(s) in delivering eggs and with planned releases once the fingerlings are of sufficient size.

As a support club, we can promote conservation of catch and release, being good stewards of the environment in picking up our trash, disposing of



tippet/leader properly, etc. If we so desire, we can hold a special introductory class to fly fishing at the clubhouse with the teacher's permission. As a vehicle to introduce a new generation to fly fishing, we can have a great opportunity. I am sure there are other ways to be involved, we just need to be creative.

To that end, CDFW will be holding a training program for us and the teachers, tentatively scheduled for August 15th at 6:30pm at the Clubhouse. If you have a teacher or are interested in helping please get hold of Yash Iseda (yiseda@verizon.net), Colin Kumabe (ckumabe@hotmail.com) or myself (dboyer@glodesigns.com) and we will make sure you stay informed and keep the potential teacher involved.

Tight Lines,
Dave Boyer



Captain's Corner...Continued from page 3

In a Float Tube: Fred Barkis. On foot, walking: Dave Boyer, Mark Flo, Luis Caballero and Brian Woolverton.

Most people caught fish. Maria went for a Nantucket Sleigh Ride; she'd probably hooked a bat ray. It popped off, as most of them do. But it's fun while it lasts! Looking forward to doing this again soon.

West Fork Report

My friend David said he had not been trout fishing in five months. Tragic! I suggested that we go look at the West Fork of the San Gabriel river up by Cogswell reservoir. So, a date was set. Little did I know, it would be one of the hottest weekends on record.

We left Long Beach at 6:00 AM, parked at 7:00 AM and rode our bikes back six miles up the road. Fly lines were in the water by 7:45. The water flow is good for this time of year, and the fish will take a dry fly



presented in the cool of the morning. The West Fork is holding up after the drought. I landed six fish and Dave said he landed 10. We made our final cast at 10:30 to beat the heat, and stopped for lunch at Canyon City BBQ in Azusa. The brisket sandwich was great. Good times on the river with a good friend.

How to get there: take the 605 North to the 210 East. Get off at Azusa (39) and drive up the hill past the East Fork road to the West Fork parking lot. A bike is recommended and a Forest Adventure pass is required for parking.



Mammoth Lakes Summer 2018 Tenkara Clinics August 25 & 26 and September 29 & 30, 2018 On the H2O Guided Tenkara Fly Fishing Clinic w/ Chris Leonard & Luong Tam

Join Chris Leonard and Luong Tam for a full day on Saturday and a half day on Sunday of guided Tenkara fly fishing in the Mammoth Lakes area this summer 2018. Chris & Luong will offer two clinics this summer: August 25/26 and again on September 29/30. We will focus on developing a strong set of Tenkara specific fly fishing skills while targeting trout on Mammoth Lakes area rivers. You will walk away with a better understanding of Tenkara fly fishing and Mammoth area fisheries. **Cost of the clinic is \$350 per weekend per angler.**

Luong and Chris have offered this clinic in the past. It was very successful. Class size is limited to six total per weekend. The student-to-teacher ratio is 3 to 1. We will meet at Kittredge Sports on Saturday @ 7AM. We will be on the water until 330PM on Saturday. Sunday, we will meet at Kittredge Sports @ 7AM. We will be on the water until 1230PM on Sunday. Cost per person is \$350. Included is guided instruction, use of equipment if needed, flies and consumables, lunch Saturday only (tell Chris dietary restrictions if any), and gratuity. Bring waders if you have them. They can otherwise be rented at Kittredge Sports for \$15/day. What's not included? Everything else. Attendees of the clinic will be required to sign a liability release form. Sign-ups are on a first-come, first-served basis. Mail a non-refundable check payable to Chris Leonard to PO Box 1568, Mammoth Lakes, CA 93546, and call Chris @ 818.288.3271! Please specify which weekend you would like to attend: August 25/26 or September 29/30. **Contact Chris for any questions regarding this fantastic weekend on the water @ 818.288.3271.**

Fly of the Month: PMD X-Emerger

JOHN VAN DERHOOF, PAST PREZ

I go through spurts of tying. Sometimes I will go weeks without touching hook, thread or material and then zap! On goes the light and I tie feverishly for weeks and multiple hours each day. Lately I have been tying like a madman—oh, that’s right, I am... I will confess to all of you that as a naive and foolish youngster I actually tied commercially. This has colored my tying enthusiasm ever since and my **ON/OFF** tendencies are the result. On an aside, it's also almost impossible for me to tie more than three flies in a row exactly the same. After tying flies in quantities numbering a dozen gross of *each* size, I have come to believe that repetitive tying sucks!

This mind-set gives me ample opportunities to tie variations of everything and one of the resulting flies is the PMD X-Emerger. This pattern is a mash-up of a few of my favorite patterns: Rene Harrop’s Hair-Winged Dun and Blue Ribbon Flies’ X-Caddis and X2-Caddis. Using a fairly simple tie and easy to manage materials, the PMD X-Emerger is an excellent imitation of a late stage mayfly emerger. Not right out of the shuck but not fully formed enough to fly away—just what a trout wants for a snack.

The nice thing about this pattern is its flexibility. A simple change of the hook size and the color of the materials will change it easily from the Pale Morning Dun (Ephemerella) that is described here into a Blue-Winged Olive (BWO-Baetis), Mahogany Dun (Paraleptophlebia), Tiny Western Olive (Pseudocloen), Trico (Tricorythodes) or Green Drake (more Ephemerella...). This grouping of mayflies comprises those most commonly imitated by tiers and used by fly fishers. For larger insects like Green Drakes adding a hackle would be beneficial.

One thing I think all of you should understand: the difference between a caddis pattern and an emerging mayfly pattern is negligible. A sparsely tied Elk Hair Caddis with a short wing can be a great mayfly pattern. The colors are different and the length of the wing is shorter on an emerging mayfly but they so similar you could easily use one for the other. If looking at the PMD X-Emerger is saying to you “it’s a caddis fly”, well, you’re not far off.

MATERIALS FOR TYING THE PMD X-EMERGER

- Hook: Tiemco 100 or equivalent in sizes 16 to 18.
For bigger fish I use the Tiemco 9300.
- Thread: Veevus 12/0 Cream (Light Cahill, Primrose, Pale Yellow—you pick!).
- Tail: Barred lemon wood duck fibers.
- Body: Yellow olive dubbing. I use Stalcup’s Micro Fine but there are many others.
- Ribbing: Extra small olive Ultra Wire.
- Wing: Underwing – Pale Spinner
EP Triggerpoint fibers
Overwing – Comparadun quality deer hair.
- Hackle: Only if needed for larger sizes (#14 plus)
- Head: Body dubbing over the butts of the wing.



PMD X-EMERGER
PALE MORNING DUN

INSTRUCTIONS FOR TYING THE PMD X-EMERGER

1. The materials and colors will be for a Pale Morning Dun (PMD). Attach the thread to the hook behind the headspace and wind it smoothly down to the



BWO X-EMERGER
BLUE-WINGED OLIVE

bend. Tie in three barbules of barred wood duck flank feathers. The length should be about the length of the body or a bit shorter.

2. Tie in a length of olive wire ribbing. Apply dubbing to your thread and wind forward making a smoothly tapered body. The body length should be $\frac{2}{3}$ to $\frac{3}{4}$ of the shank and no more! Wind the ribbing with evenly spaced wraps and tie off.
3. Tie in the underwing. The length should be to the end of the body or a bit shorter. Err to the side of shorter... Now apply a very thin and small amount of dubbing over the butts of the underwing. If you're tying a larger pattern and need a hackle, tie it in now and wind away.
4. Select a clump of Comparadun quality deer hair. Stack the wing, measure its length which should be the same as the underwing and cut off all of the excess butts. There should only be about one mm of butts left to tie down.
5. Apply dubbing to your thread the same color as the body and wind it over the wing butts and up to the eye of the hook. Now wind a very small head, whip finish, apply a coat of head cement and you have yourself one quickly tied great fly to test on your next trip!

TYING AND MATERIAL NOTES:

This winging technique (cutting off all but one mm of material) can be daunting and takes a borderline leap of faith but results in solidly anchored wings and minimal bulk at the tie-down point. Tying in the wing in the conventional fashion means you have to lift the butts to get your scissors underneath to cut them away. This loosens the wing! Make sure your thread is flat and without twists before your attempt. Our Wednesday Night Forum just spent about four consecutive weeks learning and using this technique for tying in deer hair for a Western Coachman and denser, less-compressible hair like bear, squirrel and calftail for steelhead flies.

Comparadun hair, which is early winter whitetail deer, is noted for its short yet relatively "thickish" truncated tips. This allows the hair to flare easily when tied in for short wings or on small flies like this pattern, Sparkle Duns and Comparaduns (obviously!). Another option is elk hair. Getting a patch of elk hair that is just right can be a challenge but it flares as well as deer hair and is a bit more durable. The colors are similar.

Your best bet in finding good quality Comparadun deer hair is to check out those packaged by Nature Spirit or buy it from Blue Ribbon Flies. Both are excellent though Blue Ribbon will run out of stock quickly once you read in their newsletter that they have it. For Comparadun style elk hair, the only place I am aware of is Blue Ribbon Flies.



X2 CADDIS EMERGER

FISHING

AMMO



HUNTING

ARCHERY

963 N. Main Street
Bishop, CA 93514

BISHOP, CALIFORNIA

PH (760)872-3000
FAX (760) 872-8000

Golden Dorado

Rio Paraná, Argentina

Don't miss this chance to catch this amazing gamefish!

January 21-27, 2019 / \$4,200

6 nights and 5 days of guided fishing

Join us for 5 days of action packed Golden Dorado fishing on Rio Paraná. Package includes: 2 night hotel stay and airport transfers in Buenos Aires; All meals and drinks aboard the mother-ship; Ground/boat transportation to and from the mother-ship. Based on double occupancy and 2 anglers per guide. Not included are flights, gratuities, equipment and gear, insurance



and license, meals in Buenos Aires. Space is limited to 8 anglers. Please reserve your space **ASAP!**

For inquiries and reservation, contact:

Joe at 310.749.6771 / fishlgf@ix.netcom.com

Kathy at 714.475.4529 / kksfpa@yahoo.com



Sierra Pacific Fishing Adventures • 3901 Brayton Ave., Long Beach, CA 90807 • (310) 749-6771 • jlsfpa@ix.netcom.com • www.joelibeufllyfishing.com

Calendar of Events

August


1	Wednesday	7:00 PM	Fly Tying Forum
1-3			Boy Scouts Summer Sessions #2 (starts July 30th)
4	Saturday		Club Spey Tournament
6	Monday	7:00 PM	Board of Directors Meeting
7-11			FFI Fly Fishing Fair, Boise, Idaho
8	Wednesday	9:00 AM	Conservation Team at San Gabriel
		7:00 PM	Fly Tying Forum
13-18			Boy Scouts' Summer Session #3
14-16			Local Tenkara w/ Art Strauss
15	Wednesday	7:00 PM	Fly Tying Forum
22	Wednesday	7:00 PM	Fly Tying Forum
29	Wednesday	7:00 PM	Fly Tying Forum
30	Thursday	7:00 PM	Monthly Meeting: Captain Bob Day

September

3	Monday	7:00 PM	Board of Directors Meeting
4	Tuesday	7:00 PM	Youth Fly Tying
5	Wednesday	7:00 PM	Fly Tying Forum
		7:00 PM	Pre-Trip: Missouri River w/ Art Daily
6-9			Sierra Backpacking Trip w/Jim Garvey
9	Sunday	9:00 AM	Captain's Handicap
9-14			Missouri River Trip w/ Art Daily
11	Tuesday	7:00 PM	Youth Fly Tying
12	Wednesday	9:00 AM	Conservation Team at San Gabriel
		7:00 PM	Fly Tying Forum
15	Saturday	9:00 AM	Beginning Spey Casting
18	Tuesday	7:00 PM	Youth Fly Tying
19	Wednesday	7:00 PM	Fly Tying Forum
		7:00 PM	Pre-Trip: Yards & Inches w/ Mick Woodbury
22	Saturday	9:00 AM	Beginning Spey Casting
25	Tuesday	7:00 PM	Youth Fly Tying
26	Wednesday	7:00 PM	Fly Tying Forum
27	Thursday	7:00 PM	Monthly Meeting: TBD
29	Saturday		Yards & Inches w/ Mick Woodbury

October

1	Monday	7:00 PM	Board of Directors Meeting
1-2			Pyramid Lake with Glenn Stanley
2	Tuesday	7:00 PM	Intermediate Casting Class
3	Wednesday	7:00 PM	Fly Tying Forum
9	Tuesday	7:00 PM	Intermediate Casting Class
10	Wednesday	9:00 AM	Conservation Team at San Gabriel
		7:00 PM	Fly Tying Forum
11	Thursday	7:00 PM	On the River Clinic Classroom Session #1
14-18			Lee's Ferry with Art Daily
16	Tuesday	7:00 PM	Intermediate Casting Class
17	Wednesday	12:00 PM	Nooner Lunch
		7:00 PM	Fly Tying Forum
18	Thursday	7:00 PM	On the River Clinic Classroom Session #2
24	Wednesday	7:00 PM	Fly Tying Forum
25	Thursday	7:00 PM	Monthly Meeting: TBD
30	Tuesday	7:00 PM	Beginning Fly Tying
31	Wednesday	7:00 PM	Fly Tying Forum



www.redshedflyshop.com



YOUR FLY FISHING DESTINATION
& RESORT OUTFITTER

FLY FISHING EXCURSIONS • CLASSES
PRIVATE INSTRUCTIONS

(310) 749-6771

3901 Brayton Ave., Long Beach, CA 90807 • www.spfadventures.com



hotel CURRENT

NIA ENG
DIRECTOR OF SALES

5325 e. pacific coast highway • long beach, ca 90804
direct 562.597.1341 x 117 • facsimile 562.597.8741
nia@hotelcurrent.com • www.hotelcurrent.com