

## Inside

- ❖ Fly of the Month: Green-Butt Skunk
- ❖ Club Trips for 2018
- ❖ Three Month Calendar

## Highlights

- Page 3: Rod Cesario: Fly Fishing Gunnison/Crested Butte
- Page 6: In Memory of Stan Holden, past President
- Page 9: Long Beach Casting Club Spey Tournament

# Target Talk

NEWSLETTER OF THE LONG BEACH CASTING CLUB, ESTABLISHED 1925

MARCH 2018

[WWW.LONGBEACHCASTINGCLUB.ORG](http://WWW.LONGBEACHCASTINGCLUB.ORG)

(562) 433-9408

## Leader's Line...

### Spey-O-Rama South

YASH ISEDA, PRESIDENT

**S**pey Casting in Long Beach? Yes, we had our first Annual Spey Casting Contest in January at our Club. For those not familiar with Spey casting, it's casting with a two-handed rod which is 13-15 feet long. The objective is to cast for distance. Our Pool Captain, Colin Kumabe and Howard Uller came up with the idea of having a Spey contest. Completing the committee were Spey casters Mike Ivy and Jim Ansite. All of their hard work resulted in a great contest and a huge success.

There is a network of Spey casters that compete in San Francisco who communicate with each other, so to our surprise and delight we had a participant, Tommy Arkvisla, who came all the way from Norway to compete. He is one of the top Spey casters in the world. Whitney Gould, one of the top female Spey casters in the world from Craig, Montana, also participated.

Vendors were also a big part of the weekend, generously donating prizes for the silent auction. One vendor (Red Shed) came all of the way from Clearwater, Idaho. The other vendor (Gene Oswald) represented Bruce & Walker Rods of Great Britain.

A big thank you to the club volunteers that worked all weekend. A special thank you to John Lincoln for preparing five meals over the weekend and to Paul Burgner for handling the silent auction and announcing the event. Thank you again Colin for a great job!

### There's something new to see at the pond...

For over five years we have been missing our sign on Federation Drive. Well, to our surprise last week, the City finally mounted the sign.

The following people contributed to getting it back up: Dave Boyer who drew up the specs for the pole, Dan Rivett for his contacts with Steel-Tech president Braden Black who manufactured and donated the pole to the Club, and Dave Holden for sanding and repainting the sign. It's really nice to see it hanging again.




# Club Trips for 2018

## ART DAILY, 2<sup>ND</sup> VICE PRESIDENT

### TRIP DATE TRIP & LEADER

March 8–11	Lower Owens w/Yash, Dan & John; Pre-Trip & Workshop: February 24, 9:00 AM–NOON
April 14–15	Kelsey Bass Ranch w/Mick; Pre-Trip: April 4, 7:00 PM
May 1–6	Green River, Week 1 w/ Yash; Pre-Trip: TBD
May 6–11	Green River, Week 2 w/ Paul; Pre-Trip: TBD
June	Local salt water fishing TBD; Pre-trip: TBD
July 20	Brookie Bash w/Mark Flo; Pre-Trip July 11, 7:00 PM

Trip locations and dates are subject to change so monitor Target Talk or the Web Calendar. Pre-Trip Meetings are usually at the clubhouse starting at 7:00 PM. Check here or the club's website calendar to confirm the time. Please contact me if you have any questions at: dailya42@yahoo.com.



## New Club Members

### WAYNE SAKAGUCHI, MEMBERSHIP SECRETARY

The Board of Directors approved these new members at the last Board Meeting:

- ❖ John Barnhill
- ❖ Vera Bell, PHD
- ❖ Luis Bravo
- ❖ Chris Korich
- ❖ Maxine McCormick (Jr. Member)
- ❖ Dean Serra
- ❖ Tom Arkvisla (from Norway - Spey Caster)
- ❖ Jennifer Gehr
- ❖ Craig Kojima
- ❖ Jonathon Koster

Please greet and welcome our new members at the club's next Monthly Meeting. Here's wishing them a lifetime of healthy hatches and tight lines.

## OFFICERS

### PRESIDENT

YASH ISEDA  
(562) 596-7766

### 1<sup>ST</sup> VICE PRESIDENT

TERRY KOMISAK  
(562) 431-8686

### 2<sup>ND</sup> VICE PRESIDENT

ART DAILY  
(714) 335-4628

### CAPTAIN

COLIN KUMABE  
(562) 221-9418

### MEMBERSHIP SECRETARY

WAYNE SAKAGUCHI  
(714) 264-2135

### TREASURER

TOM MCGIVERN  
(310) 947-4212

### CORRESPONDING SECRETARY

BRAD LONDON  
(714) 323-0586

### FACILITIES & POND

PAUL BURGNER  
(562) 634-1515

### SENIOR DIRECTOR

MICK WOODBURY  
(714) 840-5649

### JUNIOR DIRECTOR

DAN RIVETT  
(562) 431-2738

### TARGET TALK EDITOR

ROB PETERSON  
(310) 963-2515

# Rocky Mountain High-Sticking with Rod Cesario

TERRY KOMISAK, 1<sup>ST</sup> VICE PRESIDENT

The Rocky Mountains of central Colorado are as close to Heaven as you can get (or at least John Denver thought so). They have some tough winters, though: the town of Gunnison is Number Three on Weather.com's Five Coldest American Cities, behind Barrow, Alaska and International Falls, Minnesota. It once hit 47 degrees below zero. Crested Butte, the nearby ski resort, is renowned for free-style skiing.

Believe it or not, our March speaker, Rod Cesario of Dragonfly Anglers in Crested Butte, can be found guiding clients in this area all winter long. November through January they hit the nearby Taylor River, which is known for its tailwater, the "Hog Trough". The trout there get huge (and very orange) eating mysis shrimp. The Colorado record rainbow (40 1/4") was caught there. But they're fussy. The trick is apparently to give them a shrimp imitation on tippet small enough to avoid spooking them, but big enough to avoid breaking. That's the kind of frustrating problem that drives anglers to drink (a short trip for most of us).

Rod will be discussing the waters and fishing opportunities of the Gunnison/Crested Butte area, and the flies and tactics that will land you a fish there. Here's a brief biography:

*"Rod was born in Grand Junction, and grew up fishing and*



*hunting in the mountains of Colorado. After graduating from College—Bachelor's Degree Business Marketing/Management—he moved to Crested Butte in 1985 and started guiding fly fishing in 1988. Rod and his brother opened Dragonfly Anglers Fly Shop to tie in with the Guide Service in 1992.*

*"2017 will be Rod's 30th year of guiding in the Crested Butte-Gunnison area. The true enjoyment of guiding in this valley for Rod are the endless choices of water for the numerous trips he guides each year. Spending time with guides from all over the world (New Zealand, Argentina, Chile, Bahamas, Mexico, The Keys, British Columbia, Aruba, Christmas Island) have given a great perspective on the profession!"*

And, yes, they do guide in all four seasons, for those wimps out there who don't like to fish in -47 degree temperatures. But here's a little note on winter:

*"Nov/Dec/Jan: Bring on mid-winter conditions as we fish the Taylor River for some of the largest fish in the state. (Note: although the elevation is 9000 feet we fish the area all year). Some days can be quite cold, yet we often get very comfortable days in which we take full advantage."*

Pencil me in for one of the "comfortable days". Join us at the Clubhouse on Thursday, March 29.



## Fish the Missouri River in Montana

with Trout Montana September 9–14, 2018



**ADDRESS:**

1321<sup>st</sup> St. N.  
Cascade, MT 59421

**PHONE:**

406-468-9330 (Fly shop & Motel)  
844-468-3597 (Toll free)

EMAIL: [flyshop@troutmontana.com](mailto:flyshop@troutmontana.com)



- DATES:** September 9<sup>th</sup>–14<sup>th</sup>. Sunday through Friday. Arrive Sunday and check out Friday morning.
- INCLUDES:** 5 nights lodging and 2 days drift boat fishing + 2 days to wade or whatever. Lunch and drinks are included on drifting days.
- EXTRAS:** Your Transportation, Meals, Tips, Guide tips, Fishing License, others
- COST:** 5 nights lodging, 2 days drift fishing and 2 days wade fishing: **\$825.00** double occupancy. Float fish Monday/Wednesday, or Tuesday/Thursday—wade on alternate days.
- RESERVE YOUR SPOT!** First deposit of **\$200.00** due no later than June 1, 2018. Make your check payable to the Long Beach Casting Club and send to LBCC, PO Box 90035, Long Beach CA. 90809.

**MORE?**

- Additional drifting days can be arranged with Trout Montana fly shop
- This trip is limited to 12 anglers.
- Contact Art Daily for details and to get on the interest list at: [dailya42@yahoo.com](mailto:dailya42@yahoo.com).

## Fish the Colorado River with Lees Ferry Anglers



**ADDRESS:**

HC 67 Box 30  
Marble Canyon, AZ 86036



**PHONE:**

Toll Free: (800) 962-9755  
Local: (928) 355-2261



e-mail: [info@leesferry.com](mailto:info@leesferry.com)

Lees Ferry: [www.leesferry.com](http://www.leesferry.com)

Cliff Dwellers: [www.cliffdwellerslodge.com](http://www.cliffdwellerslodge.com)

- DATES:** October 14<sup>th</sup>–18<sup>th</sup>. Arrive Sunday and depart Thursday.
- RESERVE YOUR SPOT!** First deposit of **\$200.00** due no later than June 1, 2018. Make your check payable to the Long Beach Casting Club and send to LBCC, PO Box 90035, Long Beach CA. 90809.
- COST:** The total cost of the trip will be approximately **\$980.00** per angler, double occupancy.
- INCLUDES:** 4 nights lodging and 3 days drifting on the Colorado River below Glen Canyon Dam.
- LEES FERRY ANGLERS:** The Colorado River at L.F.A. is a tailwater fishery with a consistent temperature of 46–48 degrees. It is a 365 day a year fishery. Because of the constant water flow with enormous quantities of insects, scuds and other aquatic life the growth of the trout is extremely rapid.
- CLIFF DWELLERS LODGE:** At magnificent Vermillion Cliffs National Monument, Marble Canyon, Arizona. Comfortable cozy motel rooms. Double occupancy (2) two person per night with double beds. Bathroom, refrigerator, TV and coffee maker are in each room. Cliff dwellers lodge is nonsmoking but cigars and cigarettes may be smoked outside in designated areas. The restaurant at Cliff Dwellers has a full menu and was voted one of the top ten best restaurants in Arizona Highways Magazine - 2013.
- MORE?** Contact Art Daily for details and to get on the interest list at: [dailya42@yahoo.com](mailto:dailya42@yahoo.com).



# Trout are Out and About on the Lower Owens!

DAN RIVETT, PAST PRESIDENT

The February club trip was another fun getaway to Bishop. The weather was amazing, with highs all weekend in the low 70s; not what we have had in past February trips when we fished during snow storms. In fact, it was warm enough that if you forgot to take your waders into your room at night they would not be frozen come morning. As for the river flows, the Lower Owens was running along at a very fishable 75 CFS, which makes easy access to spots not normally available.

There were 36 people on the trip, which for many of us started at O'Dark Thirty Thursday morning. We had groups of participants in the Lower Owens below Pleasant Valley Reservoir, above the reservoir, the Upper Owens and at Hot Creek.


Thursday night after dinner we met at Creekside to share the day's fishing success, which was universal. So, since we had so many people asking for help Thursday night we grouped up the club "old timers" with those needing help on both Friday and Saturday. I don't think anybody walked away skunked and everyone had a good time catching or vicariously catching through our students.

Some of the successful flies were green rock worms; soft hackles like Koby Killers, peacock & partridge, green & partridge; Yash's twin midge; Mark's Flo cone to name a few. We rolled a lot of rocks looking for insects and saw plenty of midges, green rock worms and mayflies. I saw many mayflies in the air but the only one I saw eaten was when Wayne and I were watching one flying and a bird swooped down to eat it.

For any of you that have not joined us this year or ever, please clear your schedule and come up for the March 1-3 weekend. If you come up, we will meet for 6:30 PM dinner Thursday at Amigo's, Friday at Yamatani

and Saturday at Pizza Factory. After dinner we meet at Creekside to talk about the day, plan the next day, have an adult beverage and have a putting contest in the lobby.

The workshop/pre-trip for the March trip is Saturday, February 24 at 9:00 AM in the LBCC Clubhouse. I hope you come out to get to know other club members and fish with us soon...



## Membership Renewal

WAYNE SAKAGUCHI,  
MEMBERSHIP CHAIRMAN

As a reminder, the LBCC is reaching out to all its members that membership renewal is fast approaching. This is to remind all members that you will be receiving a letter that membership starts in January for the March 31<sup>st</sup> 2018 through April 1<sup>st</sup> 2019 membership year.

Please renew early so we can add you to our Club Roster 2018–2019.



Joan K. Green, CPA  
joan@GreenZahn.com

1700 East Pacific Coast Highway • Seal Beach, CA 90740  
p 562.799.4440 877.838.3299 f 562.799.4441 www.GreenZahn.com


Member American Institute of Certified Public Accountants • California Society of Certified Public Accountants

# Remembering Stanford Holden Jr., 1937–2018

JOHN LINCOLN, MEMBER

Stanford (Stan) Holden Jr. was born in Long Beach, California on March 31<sup>st</sup>, 1937. As a boy one of Stan's favorite hobbies was raising racing pigeons. He attended Wilson High School and graduated in 1956. Stan then went on to study at Long Beach City College. He joined the Coast Guard from 1960–1964 and continued to work for them as a civil engineer technician for 37 years until he retired.

Stan joined the Long Beach Casting Club with his brother Dave in 1997. They took a fly tying class and enjoyed it so much that Stan eventually became the instructor of the class. Stan made many different diagrams for fly patterns that the LBCC used and he was quite proud of his ANT pattern. Later Stan became the president of the club in 2002–2003. He brought his unique craftsmanship skills and knowledge to the club with the design and creation of the mantle above the fireplace and the sign that hangs on the building. He even did the macramé bell pull in the meeting room. Stan was always willing to help others with volunteer



work and special projects (like taking people under his wing). Stan volunteered with Healing Waters and with Chuck Moore on the West Fork of the San Gabriel River doing conservation work on a monthly basis. Stan also volunteered as an experienced caster in the beginning casting classes.

Stan had a stroke in 2010. He continued to fight to have a normal life by attending the monthly meetings. He was always accompanied by his friend and caretaker Neo and his brother Dave. He loved having the chocolate cake with a scoop of vanilla ice cream at the break. Stan also looked forward to attending the Nooner lunches where they always set a reserved seat for him and enticed him with his favorite Blue Bunny Ice Cream for dessert. Stan will always be remembered as an intelligent, kind, crafty, witty and giving person to all. **Miss you Stan!**

*I've finished life's chores assigned to me,  
So put me on a boat headed out to sea.  
Please send along my fishing pole  
For I've been invited to the fishin' hole.  
Where every day is a day to fish,  
To fill your heart with every wish.  
Don't worry, or feel sad for me,  
I'm fishin' with the Master of the Sea.  
We will miss each other for a while,  
But you will come and bring your smile.  
That won't be long you will see,  
Till we're together you and me.  
To all of those that think of me,  
Be happy as I go out to sea.*

# Long Beach Casting Club Board Nominees


**BRAD LANDON,  
CORRESPONDING SECRETARY**

**T**he 2017–2018 Nominating Committee has considered the following members for nomination to the various offices for the 2018–2019 Long Beach Casting Club's Board of Directors.

PRESIDENT:	Colin Kumabe
1 <sup>ST</sup> VICE PRESIDENT:	Terry Komisak
2 <sup>ND</sup> VICE PRESIDENT:	Art Daily
CORRESPONDING SECRETARY:	Brad Landon
MEMBERSHIP SECRETARY:	Wayne Sakaguchi
TREASURER:	Tom McGivern
CAPTAIN:	TO BE DETERMINED
FACILITIES & POND:	TO BE DETERMINED
JUNIOR DIRECTOR:	Yash Iseda
SENIOR DIRECTOR:	Dan Rivett

The election of these nominees will take place at our most important meeting of the year—the Annual General Meeting. It is a brief meeting with no guest speaker and all members are encouraged to attend.

The Annual General meeting is in lieu of the regular monthly meeting. Any ten members in good standing may nominate other candidates for the same office or offices from the floor at the Annual Meeting. Refer to the Long Beach Casting Club Constitution & Bylaws, Article VIII, Section 5, for the procedure to nominate candidates from the floor at the Annual General Meeting. The Constitution & Bylaws are located in the back of your copy of the LBCC Roster.



## Beginning Casting Clinic

**BOB MIDDO, CASTING CO-CHAIR**

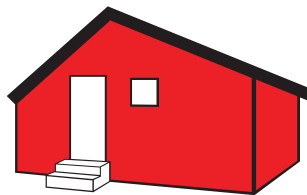
**T**he Club's Beginning Casting Clinic is open to the public and is free. Though designed for beginning fly casters, the course will also meet the needs of those requiring a refresher or fine-tuning in the basics. Typically, students vary widely in experience. All are welcome.

Orientation will take place in the clubhouse on Tuesday, March 13, 2018, at 7:00 PM. Enrollment, rod/reel/line selection advice and practical tips will be addressed during the session. This is a short (45 minutes +/-) classroom presentation only. There is no need to bring a rod and reel to this presentation.


Like last year we will also be selling the Echo Base beginning fly rod outfits at a very nice price—below normal retail. The outfit will include an Echo Base rod, an Echo Ion reel and a line and I believe a leader as well. I am not sure if we will have these for the Orientation night but definitely for the following night, our first night of casting.

Actual casting on the pond will run for four consecutive weeks, beginning Tuesday, March 20, 2018 and concluding April 10, 2018. All classes are on Tuesdays and run from 7:00 PM to about 9:00 PM.

This is the perfect introduction to fly casting, and, for those with a bit of experience, a great opportunity to sharpen their basic skills. We look forward to this year's clinic and hope to see you there.


[www.redshedflyshop.com](http://www.redshedflyshop.com)

# 2018 LBCC Spey Tournament Results



## MEN'S OPEN

NAME	PLACE	SCORE	LEFT SNAKE			LEFT SINGLE			RIGHT SNAKE			RIGHT SINGLE		
			1	2	3	1	2	3	1	2	3	1	2	3
TOMMY ARKVISLA	1	627	0	141	150	130	133	159	151	164	125	148	154	136
MIKE IVY	2	596	140	138	141	133	115	154	133	142	131	159	118	110
WHITNEY GOULD	3	565	141	142	148	145	0	0	134	133	130	138	131	0
JIM ANSITE	4	559	0	136	128	152	125	114	151	141	147	105	120	0
DAVID ROSS	5	448	96	107	111	112	107	109	114	96	108	0	0	111

## MEN'S SUPER SENIOR

NAME	PLACE	SCORE	LEFT SNAKE			LEFT SINGLE			RIGHT SNAKE			RIGHT SINGLE		
			1	2	3	1	2	3	1	2	3	1	2	3
KEN SANDSTROM	1	422	89	0	0	0	0	77	135	109	0	121	0	0
TONY STELLAR	2	382	90	101	86	76	0	76	84	96	97	92	95	108
ANDY STILLITANO	3	340	73	76	70	0	68	80	88	68	74	96	85	96
HOWARD ULLER	4	331	84	0	0	0	75	0	74	82	64	58	90	77
RON SAKODA	5	281	86	71	70	58	0	0	70	65	0	66	67	0

## WOMEN'S OPEN

NAME	PLACE	SCORE	LEFT SNAKE			LEFT SINGLE			RIGHT SNAKE			RIGHT SINGLE		
			1	2	3	1	2	3	1	2	3	1	2	3
JEN GHER	1	407	112	100	97	86	90	92	106	98	70	87	97	91
LYNAE "BEAN" AXELSON	2	329	90	89	91	64	70	0	87	67	82	81	79	0
JERI O'BRIEN	3	226	30	45	54	55	58	0	52	55	56	58	45	30

## NOVICE

NAME	PLACE	SCORE	LEFT SNAKE			LEFT SINGLE			RIGHT SNAKE			RIGHT SINGLE		
			1	2	3	1	2	3	1	2	3	1	2	3
MATT ABRAMS	1	465	98	121	101	119	112	85	110	106	105	82	115	110
RIX GANO	2	368	76	77	95	83	88	0	86	80	91	87	91	94
PATRICK KUDO	3	348	87	80	75	87	88	95	0	77	80	0	86	84
TOM OLSON	4	342	82	79	67	60	69	82	86	69	82	82	92	86
DAN OLIVER	5	325	65	67	85	0	74	0	70	84	64	82	79	68
KEN HENDERSON	6	273	60	55	60	60	0	74	0	65	64	74	73	68
CHUCK HONEYCUTT	7	260	63	45	60	64	58	59	67	50	66	61	66	55
MIKE PETERS	8	245	56	50	63	0	52	64	0	60	55	56	58	0



# LBCC Spey Tournament: Success!

COLIN KUMABE, CAPTAIN

**T**hanks to all of the Long Beach Casting Club for making the inaugural Spey Tournament a huge success! Club members made the tournament successful with setting up, cleaning up, score keeping, time keeping, cooking, distance judging, dish washing, ice chest packing, T-shirt selling, silent auction and raffle, and moving tables and chairs. Thank you!!!!



There was a grand total of 21 casters in the Spey Tournament, including 14 casters from our very own Long Beach Casting Club. The tournament results as well as photos and videos may be found at <https://www.longbeachcastingclub.org/tournaments/>.

The main goal of the tournament was to introduce LBCC members to Spey casting. This goal was surpassed with 30 casters taking the LBCC series of Spey instruction classes and seven LBCC members eventually casting in the Novice division. Many thanks



to the club's expert Spey casters Jim Ansite, Mike Ivy, Howard Uller, Andy Stillitano and John Van Derhoof who taught Spey casting.

Ask any of the Spey casters whether the tournament was a great experience and they will tell you YES!!!

The tournament also featured three vendors showing their Spey and fly fishing equipment:

- ❖ Poppy's Red Shed Spey rods, reels, lines and accessories
- ❖ Gene Oswald for Bruce and Walker rods and accessories
- ❖ Lynae Axelson for Damsel women's fly fishing gear

If you missed your chance to test out Spey equipment at the tournament, you will need to wait for next year. Hopefully, these vendors will return and others will be attracted to display their products at the tournament.

Since the tournament was a great success, the LBCC will be holding a club tournament on Saturday August 4<sup>th</sup>. The first cast will start at 8:45 a.m. So get out there and practice your Single Spey and Snake Roll for proper anchors and long casts.



*See you at the pond!*

# Introducing the LBCC's First-Ever Tenkara Clinic!

CECIL O'DELL, MEMBER

**T**enkara fly fishing (Japanese: テンカラ, literally: “from heaven”, or “from the skies”) is a traditional type of fishing practiced in Japan that should not be confused with Western styles of fly fishing. Primarily used for mountain stream trout fishing, Tenkara is one of the most popular methods of angling among fresh-water mountain anglers in Japan.



If you are interested in learning the basics of Tenkara Fly Fishing we will be having our first Tenkara Fly Fishing Clinic at the Long Beach Casting Club on March 31<sup>st</sup>. There will be two identical back-to-back clinics, one at 9:00 a.m. (this clinic is already full) and one at 1:30 p.m. (23 spots are still available).



Tenkara fly fishing is based upon tenkara-style fly manipulation. The three-hour clinic will include about 90 minutes of classroom presentation, discussion and introducing the art, style, technique and gear needed for Japanese Tenkara Fly Fishing. You will learn the pros and cons of the basics of rods, lines, and flies. The clinic will also discuss casting, fly selection, rigging techniques and tactics when



fishing with Tenkara rods followed by 90 minutes of hands-on poolside casting session and techniques in fly manipulation.

Our presenters will be:

**Luong Tam,**  
owner of Tenkara Tanuki,  
<http://www.tenkaratanuki.com/>



**Chris Leonard,**  
Eastern Sierra fly fishing guide  
<http://kittedgesports.com/fishing-guide-chris-leonard/>

If you would like to join the afternoon (1:30 p.m.) clinic you can sign up by sending an email to Cecil O'Dell at [codell@encompassworld.org](mailto:codell@encompassworld.org) or call Cecil at 562-221-5253.





# Brookie Bash: 20<sup>th</sup> Year!!!

MARK FLO, MEMBER


The 20<sup>th</sup> (as far as I can figure out) Annual Brookie Bash will be held Saturday, July 21<sup>st</sup> in Little Lakes Valley. The Pre-Trip meeting will be Wednesday, July 11<sup>th</sup> at 7:00 PM.

If we have enough people who are interested, we will be renting one or two condos for Thursday, Friday and Saturday nights. We need a headcount to determine how many people need to be accommodated. Please contact Mark Flo at markcflo@yahoo.com as soon as possible to reserve your spot. You must have your non-refundable deposit to Mark by Wednesday, May 31<sup>st</sup>.

Earn the LBCC special pin "The Sadler Slam" by catching all five species of trout that weekend: Brookie, Brown, Rainbow, Cutthroat and Golden.

Remember the immortal words of Jeffrey Sadler:

*"Rookies and Brookies  
are made for each other!"*



## Some Notes on the Ghosts of Brookie Bashes Past

ROB PETERSON, TARGET TALK EDITOR

How many Brookie Bashes I've been on, I can't say. But it's been quite a few, including the original, hosted by our own Tom Tatham. That was in 1998, so Mark is right. This year will be **Brookie Bash XX**.

We've been going to Little Lakes Valley for years, but the original was at Long Lake, a steep hike up from South Lake, west of Bishop. I was a rookie at the time, having been in the club less than a year, and casting dries to eager, stupid brook trout in that beautiful high country was a thrill.

Later on, Jeff Sadler began leading the trip, and we went to Little Lakes Valley instead. I've driven to that trip through fires and flash floods. Every time has been memorable (not always in a good way—I left a fly rod up there during one Bash and I think a bear is using it now). I don't believe there's any more beautiful place to fish.

# Fly of the Month: Green-Butt Skunk

JOHN VAN DERHOOF, EDITOR

There is one type of fly that I prefer to tie to all others—steelhead flies. This goes back to my start in fly-tying more than 55 years ago now while hanging out in Ball & Frank's Sporting Goods in downtown Long Beach. I became fascinated by their shape and the bold colors they often employ. For these reasons I will invariably find a way to tie one even if I have to get more needed "fishing" flies done.

The Green-Butt Skunk is the one steelhead fly I choose to tie most often. It's fun to tie, good looking and fishes great. It is also a pattern that can be tied in a variety of differing styles. For those of you who like tying flies modeled after the traditional Atlantic salmon Spey patterns of the UK and Europe the Green-Butt Skunk is a perfect choice. The version that I would like to introduce has a unique winging technique that produces a fly that is virtually indestructible. Developed by the late Ed Haas, the wing is first tied in pointing forward and then after rest of the fly has been tied, is folded back to its normal position. This results in a wing that is essentially impossible to pull out and can also be adjusted in how high it sits in relationship to the body to better match the flow and the power of the water you will be fishing. The same technique can also be used with hackle tip wings.

Another technique used in this month's fly is use of mylar tinsel underneath floss. Look at a fly with a floss body that is wet. Is it the same color as when it was dry? Of course not; it's much darker, isn't it? With tinsel underneath the floss, it will not change color and will actually appear brighter when wet, thus enhancing the visibility of your fly.

If you are planning a trip to go steelhead or salmon fishing in the Pacific Northwest or Alaska then the Green-Butt Skunk is a great fly to tie. Heck, I've caught fish in Crowley using this thing—stupid fish maybe but hell, fish nonetheless! It's also a great change of pace from all of those #18, #20, #22, #24 or smaller "picky fish killers" you've been tying...

## Materials for tying the Green-Butt Skunk:


- Hook: Daiichi, Partridge or Tiemco Salmon style with looped eye in sizes 10 to 3/0
- Thread: Primrose (pale yellow) 12/0
- Wing: White skunk, calftail or bucktail or bleached bear hair
- Tip: Silver mylar tinsel
- Butt (Tag): Fluorescent green floss over silver mylar tinsel
- Tail: Red hackle fibers
- Ribbing: Fine oval silver tinsel
- Body: Black Angora goat dubbing
- Hackle: Black dyed rooster
- Head: Any color you wish...





## Instructions for tying the Green-Butt Skunk:

- 1 Attach the thread near the mid-point of the hook and wind forward to a point just before the end of the looped eye. Remove a clump of 20 to 30 white skunk hair fibers and remove all of the short basal hairs and fluff. Pass the hair between the shank and the loop of the eye and slide it forward into the headspace. If you have difficulty squeezing the hair in between then you are either using too much hair or the lacquer coating the hook has clogged the space between. The tips should be above the hook and tilted forward and the butt ends below and tilted back. While holding the butt ends and the hook securely, fold the wing back to measure its final length—it should not go past the bend of the hook. With the wing tilted forward again secure the wing with a few tight wraps, trim the butt ends at an angle, and then wind the thread over the top of them back to the mid-point of the hook.
- 2 Cut off a 6-inch piece of mylar tinsel and tie it in on the underside of the hook. Wind the tinsel edge to edge, without any overlap, down to a spot directly over the point of the hook and then back to the mid-point. Tie in a 3-inch long piece of fine oval tinsel and a couple of strands of fluorescent green floss along the underside of the hook. Pull the tinsel back toward the bend of the hook and wind the floss over the top of the oval tinsel and the mylar tag. Advance the floss about halfway down the mylar tag and then back to the mid-point.
- 3 Apply small amounts of Angora goat hair (or a synthetic substitute like Ice Dubbing or STS Trilobal) to your thread creating a dubbing rope and wind it forward to just behind the wing. The body should be thin but spiky in appearance. Now take the oval tinsel and wind 5 evenly spaced turns around the hook and tie it off.
- 4 Select a black rooster hackle and fold the hackle fibers to one side. If this is a technique that you have not learned yet don't worry, just pull the fibers out perpendicular to the stem. Tie the hackle by the tip and wind 4 to 8 turns depending on the size of the fly. For those who didn't fold the



hackle be sure to pull the fibers back toward the bend after each wrap. A properly folded hackle requires practically no preening.

- 5 Grab hold of the wing and fold it back over the body. Sometimes it helps to try and smash it down with your thumb and forefinger. Firmly wind the thread up the base of the wing forcing it into the desired position. Another technique that works is similar to tying a Comparadun—fold back half and make one wrap of thread. Then fold the remaining hair back and proceed as first described. Tie a higher wing for fast currents and the opposite holds true in slower currents. When the desired wing height is achieved wind forward smoothing out the head and whip finish. Apply a drop of head cement and the fly is complete. If you would like the head in another color then change your thread to the desired color before you fold the wing back.

### NOTE:

If you would like to turn the Green-Butt Skunk into a Spey pattern with their distinctive long, flowing hackle then tie the fly as described above until you get to the hackle. Substitute a black Spey/Heron substitute or a marabou blood for the rooster hackle. Prepare the marabou blood by removing the fibers from the left side of the stem with the best side up. Tie the feather in by the tip and wind until you get the desired amount but don't make it too thick. I like to put a Guinea fowl hackle on the front of the marabou Spey hackle. Prepare the Guinea fowl hackle in the same way as the rooster hackle and wind it about 3 or 4 turns. Finish the fly in the same fashion as above.

*"The best times to go fishing are when it's raining—  
and when it's not."* ...Ancient Long Beach Casting Club Proverb



**REAGAN'S**  
Sporting Goods

**FISHING**

**AMMO**

**HUNTING**

**ARCHERY**

**963 N. Main Street**  
**Bishop, CA 93514**

**PH (760)872-3000**  
**FAX (760) 872-8000**

**BISHOP, CALIFORNIA**

# Christmas Island

June 19–26, 2018 ❖ The Villages of Christmas Island

---

**You already know the quality of fishing at Christmas Island!**  
It is known for huge numbers of Bonefish, big G.Ts (Giant Trevally) and the opportunity to fish for many other saltwater species. The Villages brings something extra to your Christmas Island experience: a guide for yourself each day, included in our package of **\$2,790** pp.

**The package includes:** 6 days of guided fishing (1 guide per angler); 7 nights accommodation in comfortable, air-conditioned bungalows (double occupancy); all meals; and all ground transportation on the island.

**Not included are:** flights to and from Christmas Island; alcoholic beverages; gratuities; fishing license; fishing equipment; departure tax; laundry service.






Sierra Pacific Fishing Adventures • 3901 Brayton Ave., Long Beach, CA 90807 • (310) 749-6771 • jlsdfa@ix.netcom.com • www.joelibeufllyfishing.com

# Calendar of Events

## March

5	Monday	7:00 PM	Board of Directors Meeting
6	Tuesday	7:00 PM	Beginning Fly Tying
7	Wednesday	7:00 PM	Fly Tying Forum
8-11	Weekend		Lower Owens Trip #3
11	Sunday	9:00 AM	Club Cast
13	Tuesday	7:00 PM	Beginning Casting Class: Orientation
14	Wednesday	9:00 AM	Conservation Team at San Gabriel
		7:00 PM	Fly Tying Forum
18	Sunday	10:00 AM	Casting Accuracy Improvement
20	Tuesday	7:00 PM	Beginning Casting Class: 1 <sup>st</sup> Night Casting
21	Wednesday	12:00 PM	Nooner Lunch
		7:00 PM	Fly Tying Forum
25	Sunday	9:00 AM	Club Cast
27	Tuesday	7:00 PM	Beginning Casting Class: 2 <sup>nd</sup> Night Casting
28	Wednesday	7:00 PM	Fly Tying Forum
29	Thursday	7:00 PM	Monthly Meeting: Rod Cesario
31	Saturday	9:00 AM	Tenkara Clinic: 1 <sup>st</sup> Session
		1:30 PM	Tenkara Clinic: 2 <sup>nd</sup> Session

## April

2	Monday	7:00 PM	Board of Directors Meeting
3	Tuesday	7:00 PM	Beginning Casting Class: 3 <sup>rd</sup> Night Casting
4	Wednesday	7:00 PM	Fly Tying Forum
		7:00 PM	Kelsey Bass Ranch Pre-Trip
5	Thursday	7:00 PM	Annual General Meeting
10	Tuesday	7:00 PM	Beginning Casting Class: 4 <sup>th</sup> Night Casting
11	Wednesday	9:00 AM	Conservation Team at San Gabriel
		7:00 PM	Fly Tying Forum
14	Saturday	9:00 AM	Southwest Council FFI Casting Instructors Workshop
14-15			Kelsey Bass Ranch Trip
18	Wednesday	12:00 PM	Nooner Lunch
		7:00 PM	Fly Tying Forum
25	Wednesday	7:00 PM	Fly Tying Forum

## May

1-6			Green River Trip #1
2	Wednesday	7:00 PM	Fly Tying Forum
6-11			Green River Trip #2
7	Monday	7:00 PM	Board of Directors Meeting
9	Wednesday	9:00 AM	Conservation Team at San Gabriel
		7:00 PM	Fly Tying Forum
15	Tuesday	7:00 PM	Rod Building
16	Wednesday	12:00 PM	Nooner Lunch
		7:00 PM	Fly Tying Forum
23	Wednesday	7:00 PM	Fly Tying Forum
26	Saturday	9:00 AM	On the Bay Clinic w/ Kevin Green
29	Tuesday	7:00 PM	Rod Building
30	Wednesday	7:00 PM	Fly Tying Forum
31	Thursday	7:00 PM	Monthly Meeting: TBD



YOUR FLY FISHING DESTINATION  
& RESORT OUTFITTER

FLY FISHING EXCURSIONS • CLASSES  
PRIVATE INSTRUCTIONS

(310) 749-6771

3901 Brayton Ave., • Long Beach, CA 90807 • [www.spfadventures.com](http://www.spfadventures.com)



hotel CURRENT

NIA ENG  
DIRECTOR OF SALES

5325 e. pacific coast highway • long beach, ca 90804  
direct 562.597.1341 x 117 • facsimile 562.597.8741  
[nia@hotelcurrent.com](mailto:nia@hotelcurrent.com) • [www.hotelcurrent.com](http://www.hotelcurrent.com)