

Inside

- ❖ Fly of the Month: Glass Beaded \$3 Dip
- ❖ Club Trips for 2017
- ❖ 3 Month Calendar

Highlights

- Page 3: Jack Trout on Touring and Fishing in Cuba
- Page 5: Upcoming Trips: Here, There and Everywhere
- Page 6: Rusty's Canadian Adventure

Target Talk

NEWSLETTER OF THE LONG BEACH CASTING CLUB, ESTABLISHED 1925

SEPTEMBER 2017

WWW.LONGBEACHCASTINGCLUB.ORG

(562) 433-9408

Leader's Line...

The Fellowship of the Casting Rings

MARK FLO, PRESIDENT

At the American Casting Association's National Tournament in San Jose last month, I was struck by the fellowship of the casters as they assisted each other. At one point during the tackle check, it appeared that many of the casters' trout fly leaders were over the maximum diameter. Quickly the word spread to "Check your leaders, check your leaders!" Fellow casters immediately offered to help by giving out the leader section that was legal for the game. Within 15 minutes, everyone's leaders were in compliance.

What an incredible experience to be with a group of enthusiasts who are competing against each other, with so many of them helping each other out and rooting each other on. At every tournament, I have learned something from a fellow competitor that I have used to improve my fly casting.

The willingness to help other fly fishers is one of the many special things I liked about the Long Beach Casting Club when I joined. In every free class we offer, there are numerous volunteers willing to share their knowledge and assist anyone who is interested.

When I think of coming from where I started 17 years ago, with a beginning casting class, to now casting regularly in tournaments like the ACA, I am aware that at every step I was shown the way by people passionate about the art of fly fishing. From the help I was offered as I tried to master (still working on it!) the false cast and the gentle laydown of a dry fly, to the one on one instruction at the On The River clinics. It was up to me to take what they had shown me

and put it to use on the streams, lakes and oceans of California.

At a recent Sunday cast, Trevor Walker was working on his casting legacy with his grandson Chris. He and I were talking about how casting practice makes one a much better fisherman, and he said "*A trip to Yellowstone starts at the casting pond.*" After pondering (intentional pun) this for a few minutes, I decided that it is true for all of us at the LBCC.

Members of our club have fished all over the world, and all of those trips started right here, learning the basics at our pond. For me, that desire to learn also led to the desire to teach, to pass on what was freely given to me. So the next time you are near the pond, think about what learning to cast on the casting pond can lead to. You learn skills that allow you to enjoy the world from a completely different perspective. And you join a fellowship of friends who enjoy sharing their knowledge of and their passion for the art and craft of fly fishing.

Club Trips for 2017

ART DAILY, 2ND VICE PRESIDENT

Here are the Club Trips for the next couple of months. Join us!

2017 TRIPS:

TRIP DATE	TRIP & LEADER
August 22	Tenkara fishing with Art Strauss Meet at 8:30 at Yorba Linda Regional Park
Sept. 7-10	Backpacking trip to Saddlebag lakes trail w/ Jim Garvey, Pre-Trip: August 30
Sept. 9	Yards & Inches with Mick Woodbury, Pre-Trip: August 30
Sept. 10-16	Missouri River, Montana w/Art Daily, Pre-Trip: September 6
Oct. 1-3	Pyramid Lake w/ Mick Woodbury and Glen Stanley, Pre-Trip: September 20
Nov./Dec.	TO BE DETERMINED: <i>the club is looking for "streamkeepers" and destinations. If you've got an idea, let us know!</i>

Trip locations and dates are subject to change so monitor Target Talk or the Web Calendar. Pre-Trip Meetings are usually at the clubhouse starting 7:00 PM. Check here or the club's website calendar to confirm the time. Please contact me if you have any suggestions or questions at dailya42@yahoo.com.

New Club Member

WAYNE SAKAGUCHI, MEMBERSHIP SECRETARY

The Club's Board of Directors approved the following new member. Please welcome him at your next opportunity:

❖ Bob Ackermann

Please greet and welcome our new member at the club's next monthly meeting. Here's wishing him a lifetime of healthy hatches and tight lines.

OFFICERS

PRESIDENT

MARK FLO
(562) 420-8121

1ST VICE PRESIDENT

TERRY KOMISAK
(562) 431-8686

2ND VICE PRESIDENT

ART DAILY
(714) 335-4628

CAPTAIN

COLIN KUMABE
(562) 221-9418

MEMBERSHIP SECRETARY

WAYNE SAKAGUCHI
(714) 264-2135

TREASURER

TOMMY KENDALL
(562) 522-2269

CORRESPONDING SECRETARY

BRAD LANDON
(714) 323-0586

FACILITIES & POND

CHRIS VISCONTI
(714) 913-7008

SENIOR DIRECTOR

MICK WOODBURY
(714) 840-5649

JUNIOR DIRECTOR

YASH ISEDA
(562) 596-7766

TARGET TALK EDITOR

ROB PETERSON
(310) 963-2515

Jack Trout Takes Us Fishing in Cuba in Search of a "Bay of Pigs"

TERRY KOMISAK, 1ST VICE PRESIDENT

Our September speaker is the apparently aptly-named Jack Trout, owner of Jack Trout Fly Fishing, located in beautiful Mount Shasta, California (original home of the Black Bear Diner, for you fans of kitschy restaurants that serve good breakfasts). Jack will be focusing on opportunities for touring and fishing in Cuba.

The following is taken from Jack's biography, on the Jack Trout Fly Fishing web page:

"Jack Trout, owner and guide, started fishing Northern California streams and rivers as a youngster, with his father, a fishing guide on the Feather River in the little town of Portola, California.

"For over 16 years Jack has guided and outfitted in the Mt. Shasta area and as far away places as Chile, Argentina and Belize. He has been featured on Fly fishing shows such as ESPN, Outdoor Life Network, Fine Living Network and PBS, as well as written about in the San Francisco Chronicle and San Jose Mercury.

"Jack can be heard by thousands on the Fishing Report Show weekly out of San Francisco on KNBR 680 AM (the sports leader)! His passions are people and teaching fly



fishing. He is an expert oarsmen and is a certified class 4 rafting guide as well.

"Jack has fly fished all over the world in 23 countries. On many of these trips Jack was the client, scrutinizing his guides to determine what he liked and disliked about each one, giving him the opportunity to develop and offer one of the best client-oriented guide services available.

"Jack is always enthusiastic with his clients and is very good at listening to and answering questions. He willingly shares his knowledge and is always empathetic to individual needs. For the novice, veteran, or something in between, Jack's keen sense and intuitive nature provide a customized experience.

"Jack knows the holes that hold the quality wild trout our local waters are so famous for as well as in other countries. Jack is famous for always finding the best possible guides in the industry to work with.

"Jack Trout is always a strong supporter of stream protection.

"You're in for a Real Adventure!"

"My Guides and I will take you to secluded, pristine fishing spots so extremely beautiful, you'll want to return again and again."

Come join us Thursday, September 28th!

Good Casters Accept Challenge of Casting with the Wind: ACA National Tournament!


COLIN KUMABE, CAPTAIN

The American Casting Association (ACA) held the 113th annual national casting tournament in San Jose, California on July 27 thru August 1. There were 41 competitors from Kentucky, Ohio, Illinois, and California including six representatives of the LBCC. The tournament consisted of casting games for fly and plug accuracy and distance events (tournament results may be found at <http://www.americancastingassoc.org/tournaments-scores/scores/17/109th-national-results.pdf>).

Congrats to Larry Allen, Member LBCC, at the ACA National Tournament for taking 3rd place in the Grand All Around Award that is given to a caster with the 3rd highest combined scores from all events. During the Two-Hand Revolving-Spool Distance event, Larry beat the national record only to lose it the same day to the eventual winning caster.

The weather added an interesting twist with hot temperatures and variable winds. Hot and humid air made distance casting tougher. Some casters were helped with favorable wind directions and other casters were challenged by headwind. There were even times when the wind direction changed while a caster prepared for a final presentation.

Casting on a windy day presents many challenges that are overcome with good casting fundamentals. At the base of good casting fundamentals is a good casting stroke, evident by tight loops. Tight loops in cross wind, tailwind or head wind will significantly improve your chances for consistent placement and ***catching fish***. Here at the LBCC Pond, we normally have a gentle cross breeze that shifts to a tail wind. As with all wind directions, the best strategy is casting



with tight loops from a polished casting stroke.

At your favorite fishing waters, the wind direction is not always favorable. Please come on out the LBCC Pond to practice with the wind. After all, who quits fishing at their favorite fishing spot just because of unfavorable wind?

Single-Hand Spey Class!

JOHN VAN DERHOOF, PAST PRESIDENT

Want to learn how to utilize Spey style casts with your single-hand rod? Of course you do! I will be teaching this class on Saturday, September 16th. Class will begin at 8:30 AM and finish around 11:30'ish...

Cost of the class will \$40 and it will be limited to 6 individuals (not enough room in the pond for more). Bring your standard trout rod and, if possible, over-line the rod by one line weight! Stiff rods do not work well for this! Contact Dave Boyer at: dboyer@glodesigns.com, or call him at 972-670-2425 to confirm your spot. **HURRY!!!**



Joan K. Green, CPA
joan@GreenZahn.com

1700 East Pacific Coast Highway • Seal Beach, CA 90740
p 562.799.4440 877.838.3299 f 562.799.4441 www.GreenZahn.com

Member American Institute of Certified Public Accountants • California Society of Certified Public Accountants

Upcoming Trips: Here, There and Everywhere

ART DAILY, 2ND VICE PRESIDENT

The date for the Yorba Linda Tenkara rod event is Tuesday, August 22nd, 2017. Let's get out and put those Tenkara rods to use. Details are as follows:

- ❖ Meet Tuesday, August 22, 2017, 8:30 AM at Yorba Linda Regional Park Lake.
- ❖ **Tenkara only!**
- ❖ Art will bring extra Tenkara rods to loan and is offering a free Tenkara training class to first timers. Contact Art so he can get a head count.
- ❖ **Meet at the In-'N-Out Parking lot (take 2 lefts at E. La Palma Blvd. into the shopping center) off Imperial Highway exit from 91-Riverside.**
- ❖ Art has a permit for one car.
- ❖ **Meet at the In-'N-Out parking lot & car pool.**
- ❖ Park admission fee is \$ 3.00.
- ❖ **Bring your fishing license, sun screen and hat.**
- ❖ Art will bring extra rods to loan if you need one.
- ❖ **We'll fish until lunch—Art will treat for lunch. Max six persons.**

Art will also show you where to look for carp in the Santa Ana River before we go. Flies recommended: regular soft hackles, midges, mini-poppers, Utah Killer Bugs, Griffith Gnats, Sekasa Kebari.

BACK IN THE SADDLEBAG AGAIN

Please join us for the sixth annual LBCC Sierra Fishing Backpacking Trip, September 7–10. The destination is 20 Lakes Basin just above Saddlebag Lake in the Hoover Wilderness. Take Tioga Pass Rd. (SR 120) off Highway 395 at Lee Vining, at the top of the pass turn right on Saddlebag Rd.

Drive up Thursday, September 7th to car camp at the Forest Service Campground at Saddlebag Lake for a pot luck dinner and to acclimatize (the elevation is 10,000 ft.).



On Friday, hike in approximately 3.5 miles around Saddlebag Lake to the basin with 300 ft. elevation gain to set up base camp. Explore the basin and fish the lakes and connecting streams. The lakes in the basin may offer the potential for a Sierra Grand Slam. Camp out two nights, hike out and drive home Sunday, September 10th.

The Saddlebag Resort and Docks are closed due to snow damage and the water taxi is not operating. Group size is limited to 15 and Bear Canisters are required per our permit. The permit fee will be split among the group.

The Pre-Trip meeting and lightweight backpacking discussion is Wednesday, August 30th, 7:00 PM at the clubhouse. Please contact either Jim Garvey, jim_garvey@sbcglobal.net, (310-985-0761) or Colin Kumabe, ctkumabe@gmail.com, (562-221-9418) for more information or to sign up.

YARDS, INCHES & POSOLE

Get your measuring tapes out. The Yards & Inches Tournament is almost here. It's Saturday, September 9th. Low tide is at 5:34 AM—just a few minutes before starting time—and high tide is at 11:51—just a few minutes before weigh in. That means the entire tournament will be fished on an incoming tide! The tidal range is 5.3 feet. That's enough for good water flow and not so much to be daunting.

"Good job to whomever picked the date!"

"Shucks, happy to do it."

For those who haven't participated before, we

Upcoming Trips...Continues on page 10

Rusty's Canadian Adventure!

RUSTY DRAPER, MEMBER

I have been planning this adventure for 13 years. When I started my shoulder process I contacted Lorraine Cooper from Cooper's Minipi Camps in Labrador to talk about going there after I got my shoulder back in casting shape. We emailed each other the entire 6 ½ years of my shoulder process. Last April I decided it was time to go on my Canadian Adventure.

I contacted Bob Marriott's Travel Center and Cathy started my adventure. Kathy contacted Lorraine and we set the date for July 21–28, 2017. I made the deposit and the trip was on. Kathy left Bob's to watch grand kids and Matt took over this trip. I was on my way to Cooper's Minipi Lodges in Goose Bay.

I arrived at LAX to depart on Air Canada to go to Goose Bay to begin my trip. I flew from LAX to Toronto to Halifax, Nova Scotia, and then on to Goose Bay Labrador. Once I arrived at Goose Bay I crawled into a 1952 Dehaviland Beaver for the last flight covering 55 miles to the lodge. Chris was my pilot and we had a wonderful time chatting on the



way to the lodge. We flew into the beautiful sunset with all of the booze for the week. I was greeted by the staff, ate dinner, and went to bed. Fishing started in the morning.



I awoke and joined the other guests for a wonderful breakfast prepared by Nancy and Dru. Nancy was the main cook and Dru made some wonderful bread and did the housekeeping. We finished our breakfast and met our guides for the day. Each day we had a different guide.

We got into the boats and headed off to fish. The beginning of the week we had wind and rain. The last few days we had perfect weather. We would come in for dinner at 5:00 PM and then go out again at 7:30 PM and fish until 10:00 PM, have a drink and retire for the day. My alarm went off at 6:00 AM and the day would start all over again.

Marriott's shipped my bags US mail air to Goose Bay. Lorraine is returning them UPS to Marriott's where I'll pick them up. I'd advise this if you go.

I was flown back to Goose Bay on the 28th where I stayed at Big Land Bed and Breakfast for two nights. Ray and Eleonora Godwin own this wonderful B&B. A full breakfast was provided every morning. I wanted to see Goose Bay and bring back something made by the local people. Lorraine took the time to show me around and I found the items I wanted. We went to lunch and dinner together and caught up on things.

Lorraine picked me up at the B&B and took me to the airport and I reversed the flights coming home.

To sum up the trip all I can say is that everything was just outstanding in every way. The guides and staff were just excellent. Everybody caught very nice brook trout and plenty of pike. I am planning a return trip.

Youth (and Probably Some Doughnuts) will be Served! Long Beach Casting Club Puts on a Youth Fly Tying Class

DAVE BOYER, CHAIRMAN

Starting Tuesday night, September 5th and continuing for four weeks we will be sponsoring a youth fly tying class at the Clubhouse. The targeted age is eight to 14 year olds. The goal is to get them interested in tying and hopefully into fly fishing. They will be taught how to tie a Woolly Bugger, Clouser, Midge and an "Iron Man" Fly. The final night they get to tie a fly of their choice and we will help them mount it in a crystal bulb.

Each night the participants will get to judge who THEY think did the best job and we will have a prize for the "best in class" for the evening. This is planned to be both fun and informational.

One of the instructors will be our 13 year old protégé, Charlotte, who helped teach the adult class with the Elk Hair Caddis last year. We want to make this about tying, but more to the point, that fly tying is about individual creating and can be fun for all ages.

If you have a child, grandchild, or even a neighbor that is interested, please sign them up with me at dboyer@glodesigns.com, or give me a call at 972-670-2425. We are targeting the class size to about 12-14 students.



LBCC Endowment Matching Fund

MICK WOODBURY, PAST PRESIDENT

Again this year (thank you Art) we have a matching funds opportunity up to \$5,000. But the year is two-thirds gone and we've accumulated only about 40% of the contributions needed to reach the full matching amount.

Remember, every \$25 you give, means \$50 for the Club; \$100 means \$200; and \$250 means \$500!

This Club is a real treasure and the endowment will only make it better. Checks are payable to LBCC Endowment Fund. Thank you.

YACHT SALES

Craig Belden

Email: Beldenyachts@gmail.com

Serving Southern California Boaters Since 1973

(562) 598-9494

Fly of the Month: Glass Beaded \$3 Dip

JOHN VAN DERHOOF, PAST PRESIDENT

If you have been reading the FLY OF THE MONTH over the years you will know that I am a huge fan of midge patterns and imitations and am always looking for new, different, easy and effective ways to tie and fish them. If you are someone who likes to fish the Lower Owens in the winter and early spring (or the Green River!) and have spent time listening to Yash Iseda, or Danny Rivett or John Lincoln at their extended Pre-Trip Meetings and Workshops, you will have no doubt as to their effectiveness and importance.

Midges hatch from lakes and streams throughout the year but tend to be more important to your fishing success in the winter and early spring. This stems from the simple fact that few other insects are crazy enough to come out when it is cold, blustery and downright nasty out. Hell, fish have to eat something!

Now the \$3 Dip is a hugely popular midge imitation from Blue Ribbon Flies; its full name is the "Three Dollar Bridge Serendipity" so now you know why \$3 Dip name has stuck! The original pattern uses a brass bead, red thread body, silver wire and a light colored hair wing which can be elk, deer or even snowshoe hare. By introducing small glass beads you can now tie a fly with less weight (if desired) and offer more variations in color and create a completely different look for the fish. Don't hesitate to change bead and body colors to create different patterns. Color options include: gold bead and silver doctor blue floss; emerald bead and olive thread; emerald bead and pearl Krystal Flash; pink bead and pink floss or Krystal Flash and we haven't even mentioned black or a ton of other viable combinations including different types of wings and colors of wire ribbing.

So rethink how you work with fly patterns and have some fun experimenting!


Materials for tying the Glass Beaded \$3 Dip:

- Hook: Emerger style similar to the Tiemco 2487 #14 – #22. Use a Tiemco 2457 to sink it more quickly.
- Bead: Red glass Rocaille Seed Beads: 15/0 (1.3 mm) for #18 – 22 or 11/0 (1.8 mm) for #14 – #18
- Thread: Red Uni-Thread 8/0, Veevus 12/0 or other color to match the natural.
- Body: Red thread ribbed with silver wire; check in the article for various combinations or just have fun and use your imagination.
- Wing: Natural or Light dun cul du cunard (CDC); other options include hair as mentioned above or my NEW favorite, 20% Krystal Flash mixed with 80% Triggerpoint Fibers.
- Thorax: Hairline Dubbin Peacock Ice Dub instead of Peacock herl (I really love this stuff!). Or use other types of Ice Dub or UV Ice Dub to match other combinations.



Instructions for tying the Glass Beaded \$3 Dip:

1. Select the bead and slide it onto the hook. Now attach the thread and tie in the wire and wind smoothly down to about the middle part of the bend. I often insert the end of the wire inside the bead to help push the bead against the eye. By tying the wire early you can add a little bulk to the body and it will be nice and smooth. Wind the thread back to the thorax completing the body. If you are going to use floss for the body tie it in at the bend. Also, when I use floss I like to bury the point of the hook inside the jaws of the vise to keep from grabbing and fraying the floss which is so close to the bend of the hook. If you are going to use Krystal Flash tie it in after you have wound the thread back up to the thorax. Make sure that your thread color is one that won't adversely affect the color of the body such as black thread making pink or pearl Krystal Flash too dark.
2. Wind the wire rib with close even turns up to the thorax and tie off. If you are using floss, obviously wind it up to the thorax first then wind the wire and with Krystal Flash, wind it from the thorax down and back before winding the wire rib.



3. Measure and tie in the CDC or Triggerpoint wing and keep the wing short; about half the length of the body. Again you can use other materials as you wish to create the effect you desire.
4. Apply the dubbing to the thread for the thorax and wind 1 or 2 turns up against the bead. Peacock herl works just fine but lately I have really embraced the dubbing in the recipe.
5. Whip finish in between the thorax and the bead and you are done.

Note:

Finding beads as small as the ones described here can be tough. I learned from Yash Iseda of an on-line seller named RedPandaBeads.com that has a wonderful selection of different color Rocaille Seed Beads.

FISHING
AMMO



HUNTING
ARCHERY

963 N. Main Street
Bishop, CA 93514

BISHOP, CALIFORNIA

PH (760)872-3000
FAX (760) 872-8000

Upcoming Trips... *Cont'd from page 5*


meet across from Seabridge Park just off Edinger in Huntington Beach, (near Sunset Marina). We launch kayaks, pontoon boats, dinghies and even float tubes and fish inland from the PCH bridge at Anaheim Bay.

Rules are simple. Catch it, measure it, record it and throw it back. Highest total number of inches wins. Flies only, no bait. The usual targets are spotted bay bass, sand bass, calico bass, croaker, halibut, white seabass, mackerel, bonito, and anything else that comes through the harbor except sharks and rays (and octopus don't count as eight feet.)

Pre-Trip is August 30. Rix Gano and Kevin Green are fishing this year. They've both won previously by huge amounts. You'll need to bring your best game. Oh yes. The posole will be hot, the beer cold and all donations go to the Endowment Fund.

PYRAMID LAKE - OCTOBER 1ST & 2ND

If you've always wanted to catch a BIG trout—one



that weighs double digits (10 pounds up to 40)—this is the place to do it. Pyramid Lake is just outside Reno and we have perhaps the best guide on the lake (Rob Anderson) reserved on opening day weekend.

Just think about it. These monsters haven't been fished for months. It's opening day and you're in the hands of an expert guide with over 10 years of Pyramid Lake experience and who prides himself on putting his clients on nice fish. The lake is huge so opening day crowds aren't a problem. Also, the lake bottom has virtually no structure so there's nothing to break off the big ones. You just hope they get tired first.

If you need ladders, Rob has them, but most of us will be floating. More details later, but if you might be interested, email or call Mick Woodbury to get on the list. The pre-trip will be September 20th.

Christmas Island


June 19–26, 2018 ❖ The Villages of Christmas Island

You already know the quality of fishing at Christmas Island!

It is known for huge numbers of Bonefish, big G.Ts (Giant Trevally) and the opportunity to fish for many other saltwater species. The Villages brings something extra to your Christmas Island experience: a guide for yourself each day, included in our package of **\$2,790** pp.

The package includes: 6 days of guided fishing (1 guide per angler); 7 nights accommodation in comfortable, air-conditioned bungalows (double occupancy); all meals; and all ground transportation on the island.

Not included are: flights to and from Christmas Island; alcoholic beverages; gratuities; fishing license; fishing equipment; departure tax; laundry service.



Calendar of Events

September

4	Monday	7:00 PM	Board of Directors Meeting
5	Tuesday	7:00 PM	Kids' Fly Tying Class
6	Wednesday	7:00 PM	Fly Tying Forum
		7:00 PM	Missouri River, Montana Pre-Trip
7-10			Club Trip: Backpacking to Saddlebag Lakes
9	Saturday	9:00 AM	Club Trip: Yards & Inches
10	Sunday	9:00 AM	Club Cast
10-16			Club Trip: Missouri River, Montana
12	Tuesday	7:00 PM	Kids' Fly Tying Class
13	Wednesday	9:00 AM	Conservation Team at San Gabriel
		7:00 PM	Fly Tying Forum
16	Saturday	8:30 AM	Single-Hand Spey Clinic with John Van Derhoof (six students max!)
17	Sunday	9:00 AM	Club Cast
19	Tuesday	7:00 PM	Kids' Fly Tying Class
20	Wednesday	7:00 PM	Fly Tying Forum
		7:00 PM	Pyramid Lake Pre-Trip
24	Sunday	9:00 AM	Club Cast
26	Tuesday	7:00 PM	Kids' Fly Tying Class
27	Wednesday	7:00 PM	Fly Tying Forum
28	Thursday	7:00 PM	Monthly Meeting: JACK TROUT

October

1	Sunday	9:00 AM	Club Cast
1-3			Club Trip: Pyramid Lake
2	Monday	7:00 PM	Board of Directors Meeting
3	Tuesday	7:00 PM	Intermediate Casting Class
4	Wednesday	7:00 PM	Fly Tying Forum
5	Thursday	7:00 PM	On the River Clinic -- Classroom
8	Sunday	9:00 AM	Club Cast
10	Tuesday	7:00 PM	Intermediate Casting Class
11	Wednesday	9:00 AM	Conservation Team at San Gabriel
		7:00 PM	Fly Tying Forum
12	Thursday	7:00 PM	On the River Clinic -- Classroom
17	Tuesday	7:00 PM	Intermediate Casting Class
18	Wednesday	12:00 PM	Nooner Lunch
		7:00 PM	Fly Tying Forum
19	Thursday	7:00 PM	On the River Clinic -- Classroom
21	Saturday	7:00 PM	On the River Clinic -- Lower Owens
25	Wednesday	7:00 PM	Fly Tying Forum
26	Thursday	7:00 PM	Monthly Meeting: TO BE ANNOUNCED
29	Sunday	9:00 AM	Club Cast

November

1	Wednesday	7:00 PM	Fly Tying Forum
5	Sunday	8:30 AM	Club Cast
6	Monday	7:00 PM	Board of Directors Meeting
7	Tuesday	7:00 PM	Beginning Fly Tying
8	Wednesday	9:00 AM	Conservation Team at San Gabriel
		7:00 PM	Fly Tying Forum
14	Tuesday	7:00 PM	Beginning Fly Tying
15	Wednesday	12:00 PM	Nooner Lunch
		7:00 PM	Fly Tying Forum
19	Sunday	12:00 PM	Club Cast
21	Tuesday	7:00 PM	Beginning Fly Tying
22	Wednesday	7:00 PM	Fly Tying Forum
28	Tuesday	7:00 PM	Beginning Fly Tying
29	Wednesday	7:00 PM	Fly Tying Forum
30	Thursday	7:00 PM	Monthly Meeting: JACK TROUT



 <p>Bob Marriott's FLYFISHING STORE</p> <p>www.bobmarriotts.com info@bobmarriotts.com 2700 W. Orangethorpe Ave Fullerton, CA 92833</p>	<p>GOING GREEN...</p> <p>We now offer a full service Equipment Recycling Program that saves resources.. and puts some "green" on an account for you here at the shop!</p> <p>www.bobmarriottsflyfishingstore.com/going-green</p> <p>Store (714) 525-1827 Travel (714) 578-1880</p> 
--	---



**SIERRA
PACIFIC**
FISHING ADVENTURES

YOUR FLY FISHING DESTINATION
& RESORT OUTFITTER

FLY FISHING EXCURSIONS • CLASSES
PRIVATE INSTRUCTIONS
(310) 749-6771

3901 Brayton Ave., • Long Beach, CA 90807 • www.spfadventures.com



NIA ENG
DIRECTOR OF SALES

5325 e. pacific coast highway • long beach, ca 90804
direct 562.597.1341 x 117 • facsimile 562.597.8741
nia@hotelcurrent.com • www.hotelcurrent.com