

Inside

- ❖ Fly of the Month: Timberline Emerger
- ❖ Club Trips for 2017
- ❖ 3 Month Calendar

Highlights

- Page 3: Ed Lawrence & Fishing the Big Sky Country!
- Page 5: 2017 Nominating Committee
- Page 10: Ode to an Indicator!

Target Talk

NEWSLETTER OF THE LONG BEACH CASTING CLUB, ESTABLISHED 1925

FEBRUARY 2017

WWW.LONGBEACHCASTINGCLUB.ORG

(562) 433-9408

Leader's Line...

If it's January... It's Fishing in Bishop

YASH ISEDA, PRESIDENT

Just another January trip to Bishop, however, this trip was colder than we have ever experienced and the elements made fishing a little more difficult. Even with all of that we still had a very good turnout for the weekend. Setting off on Thursday morning there was rain on the freeway all the way to Mojave. By the time we got Lone Pine we could see the mountains covered with snow. Temperatures were cold compared to previous years.

Arriving in Bishop, the weather was clear but cold. We fished on Thursday but the "catching" was very slow. Others in the group only caught one or two fish. Not a lot of movement by the trout.

We had a good turnout for dinner on Thursday evening with 25 people eating dinner at Amigos. After dinner we all gathered at Creekside to commiserate on the day's lack of success.

Friday continued with clear weather and no wind but, again, fishing was very slow. That day we met a group of local ladies who had just finished walking up to the petroglyphs. After chatting with them for a bit, we learned that one was related to one of our past presidents. She said that he would come up and fish "Hot Ditch" all the time. Not knowing that fishing hole, we finally figured out that she was talking about Hot Creek. It turns out that her brother-in-law is Carl Rischer.

Saturday was beginning of the end and it started off

clear and beautiful. However, by 10:00 we could see the weather change with the wind picking up and the rain turning to snow. The snowflakes were the biggest that I have ever seen...about the size of quarters. At noon we shared the traditional Subway sandwich but by then, people were just too cold to stay and fish the afternoon. Most people chose to go back to their nice, warm hotel room.

One of the highlights of the trip were two young new club members. Even with the weather they were willing to give it a try. Eight-year old Paige caught her first fish and twelve year old Donovan fished with his grandfather for the first time and caught two fish. Both of them caught more than most of us. Hopefully, the weather didn't discourage them from coming on future trips.

Another factor that we had not considered was the temperature of the water. We always talk about

... Leader's Line continued on page 2

If it's January... Leader's Line continued from page 1

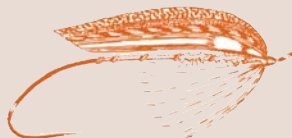
flow, but this weekend the temperature of the water was a cold 39 degrees. I think that really affected the fishing.

As is the custom, we all gathered at the Pizza Factory on Saturday night, to talk about the weekend and enjoy each other's company. Some are thinking that January is not going to continue to be a good month for a club trip. This is open to discussion to see what the majority of people think. We still have two other trips in February and March. Here's hoping the rain stops by then.



News from the Fly Tying Table!

DAVE BOYER, CHAIRMAN



We have confirmed that Charlie Craven of Charlie's Fly Box is coming to the Club on February 25th and 26th (Saturday & Sunday) to give us some classes on tying. I will be opening up these to not only to Club members but, the general public as well so strike early to reserve your spot!

It is anticipated that the price for these classes will be around \$40 for 4 hours of Charlie's time so, if you are interested, please contact me at dboyer@glodesigns.com and I can get you more information and schedule you into one of the classes. This will be an opportunity to learn from a great author and fly tier. He will be available for signing his books, and if you do not have one, he will have them available for purchase.

OFFICERS

PRESIDENT

YASH ISEDA
(562) 596-7766

1ST VICE PRESIDENT

MARK FLO
(562) 420-8121

2ND VICE PRESIDENT

TERRY KOMISAK
(562) 431-8686

CAPTAIN

COLIN KUMABE
(562) 221-9418

MEMBERSHIP SECRETARY

WAYNE SAKAGUCHI
(714) 264-2135

TREASURER

TOMMY KENDALL
(562) 522-2269

CORRESPONDING SECRETARY

DENNIS KONG
(562) 480-1271

FACILITIES & POND

ART DAILY
(714) 335-4628

SENIOR DIRECTOR

JIM THOMASON
(626) 357-6050

JUNIOR DIRECTOR

MICK WOODBURY
(714) 840-5649

TARGET TALK EDITOR

JOHN VAN DERHOOF
(562) 424-7313

Ed Lawrence and Fishing Big Sky Country!


MARK FLO, 1ST VICE PRESIDENT

You know, Big Sky country is a very special place. The sky is so big it seems you can see into the future. Big Sky Country is 'Just Right' for fly fishers, too.

This month's speaker will be. Ed Lawrence is the owner of Ed Lawrence's Fly-fishing Outfit in Bozeman, Montana. He will present a roundup of information on five of Montana's best streams: the Yellowstone, Madison, Missouri, Beaverhead and Big Hole.

Come join us as we look at and learn some of the great places to fish in Montana on February 23 at 7:00 PM.

See you there!



Volunteers Needed!

COLIN KUMABE, CAPTAIN

The Southwestern Tournament hosted by the Long Beach Casting Club, will be held on February 18 and 19, 2017 and the Club needs volunteers to help with the following:

- ❖ Set-up 7:30 AM to 9:00 AM Saturday and Sunday.
- ❖ Judges all day Saturday and Sunday.
- ❖ Scorekeepers all day Saturday and Sunday.
- ❖ Equipment Check 8:00 AM to 10:00 AM Saturday and Sunday.
- ❖ Set-up and clean-up for lunch 11:00 AM to 1:30 PM on Saturday and Sunday.
- ❖ Saturday Banquet set-up 4:00 PM to 6:00 PM.
- ❖ Saturday Banquet serve and clean-up 6:00 PM to 9:00 PM.
- ❖ Sunday clean-up after the end of awards ceremony around 1:00 PM to 2:00 PM.

The Long Beach Casting Club needs volunteers to make the Southwestern Tournament a success. Anyone interested to help with the above tasks please sign-up in the Clubhouse or contact Colin Kumabe (562) 221-9418 or email ckumabe@hotmail.com.

Notes from the Pond

COLIN KUMABE, CAPTAIN

"What's Needed and What's Possible"

The quote, "What's needed and what's possible...", as applied to casting and fly fishing is clear when you think of success on the water. Most of us are content, "what's needed", with a cast that simply gets the fly to most of our quarry. However, imagine "what's possible" with hitting the target of where you know the fish are sitting waiting for your fly EVERY TIME? How many more fish will you catch with more precise casts that place your fly in spots with high probabilities for catching fish?

Come on out the Long Beach Casting Club casts and learn to make those precise casts. Precise casts result from controlled tight loops. Why are tight loops important and how do I tighten loops?


Tight loops improve accuracy and slice through windy conditions for more distance. Open loops, with a large frontal area, will not penetrate the wind and keep you from spots just a little further away. Also, open loops inconsistently place the fly. By the way, tight loops usually result in more fish!

Tight loops are the result of a combination of several casting fixes:

- ❖ Better timing on your casting stroke—wait until line straightens out before making
- ❖ An "full stop" of the rod at about 10:00 and 1:00
- ❖ Not applying too much power, no jerky motions and slowing down your cast!

We have all heard these recommended fixes from other casters and instructors. Do you think it is time to tune up your casting stroke beyond "what's needed" into the realm of catching fish in the "what's possible" parts of the stream? The pond awaits you.

The Long Beach Casting Club is hosting the Southwestern Tournament on February 17 and 18 (Friday and Saturday) and volunteers are needed to help with set-up, tournament registration, score keeping, clean-up, cooking, serving Saturday lunch and dinner. Volunteers, please sign-up in the LBCC Clubhouse, or email me at ckumabe@hotmail.com.



New Club Members

WAYNE SAKAGUCHI,
MEMBERSHIP SECRETARY

The Club's Board of Directors approved the following new members. Please welcome them at your next opportunity:

❖ Chris Yamada

New PHW members:

- ❖ Kenneth Green Sr.
- ❖ Jeff Lassek
- ❖ Jim Graham
- ❖ Michael Hardin

Please greet and welcome our new members at the club's next Monthly Meeting. Here's wishing them a lifetime of healthy hatches and tight lines.

2017 Nominating Committee

DENNIS KONG,
CORRESPONDING SECRETARY

How time flies! It's that time again to look towards a new Board of Directors.

The 2017 Nominating Committee this year consists of: Dan Rivett, Marv Dworzak, Eddie Madrid, Cecil O'Dell, John Lincoln (five members, at least two of whom shall be past presidents and none of whom shall be a member of the Board of Directors).

If you are interested in serving on the board, or if you have a suggestion of someone who would be a good board member, please contact a member of the nominating committee.

Elections will take place at the Annual Meeting held in April. Forty five days prior to the election, the nominated slate will be placed in the hands of the Corresponding Secretary. The membership shall be notified at least 30 days before the election.

Any ten members in good standing can nominate other candidates for office from the floor of the annual meeting. Said nominations shall be made in writing and signed by said members and delivered to the Corresponding Secretary before the election.



Club Trips 2016 & 2017

TERRY KOMISAK, 2ND VICE PRESIDENT

Here are the Club Trips for the next couple of months. Join us!

2017 TRIPS:

TRIP DATE	TRIP & LEADER
February 2-5	Lower Owens #2 w/Dan Rivett (Pre-Trip: January 29)
March 9-12	Lower Owens #3 w/John Lincoln (Pre-Trip: March 4)
April 1-2	Kelsey Bass Ranch w/Terry Komisak (Pre-Trip: March 22)
April 30-May 5	Green River #1 w/Yash Iseda (Pre-Trip: April 26)
May 7-12	Green River #2 w/Paul Burgner (Pre-Trip: April 26)

Trip locations and dates are subject to change so monitor Target Talk or the Web Calendar for the latest information. Pre-Trip Meetings are usually held at the clubhouse starting 7:00 PM. Be sure to check here or the club's website calendar to confirm the time.

Please contact me if you have any suggestions or questions at tk_nsp44@yahoo.com.

The Lower "O" Season

THE LOWER "O" BOYS

This traditional season of winter trips has morphed into a truly great experience for beginning fly fishers as the old pros spend Saturday and part of Sunday on the shoulder of rookies teaching them to read the water, rig their rod and catch pretty trout. The schedule is the February 2–5 trip led by Yash Iseda; Pre-Trip is Sunday, January 29 and March 9–12 trip led by John Lincoln; Pre-Trip is Saturday March 4 and

Some comments from prior beginners:



*"The Lower O is the best stream...**EVER**", Ernest H.*

*"The fish are **HUGE** on the Lower O", Zane G.*



The Pre-Trip Meetings are a combination of trip info and a class telling you everything you need to know about from when you step out of your car in jeans and sweatshirt until you step into the river in waders and boots and your rod ready to rock-n-roll. The class starts at 9:00 AM and goes until you are exhausted.

Gustatory delights include Amigo's (Thursday), Japanese (Friday), and Pizza Factory (Saturday).

Bishop is $\frac{3}{4}$ of a tank north in the beautiful Eastern Sierra and winter fishing can be spectacular. The weather can vary from peeling off layers of clothing to horizontal sleet. The Owens flow is currently at a very fishable rate.

The best part is the camaraderie of old and new friends and the sharing of arcane secrets.



Free Admission for Working the Fred Hall Show

RICK LONG & JOHN STINE, MEMBERS

The Fred Hall Show will be held at the Long Beach Convention Center starting on Wednesday March 1, 2017 through Sunday, March 5, 2017. Volunteers are needed each day to help work three-hour or four-hour shifts in the morning, afternoon or evening and, if you volunteer to work the show, you will get in free!

Please contact: Rick Long at 310-375-6900 or by email at vlong1@gmail.com or; John Stine at 562-431-2817 or by email at jmastine@verizon.net



Joan K. Green, CPA
joan@GreenZahn.com

1700 East Pacific Coast Highway • Seal Beach, CA 90740
p 562.799.4440 877.838.3299 f 562.799.4441 www.GreenZahn.com

Member American Institute of Certified Public Accountants • California Society of Certified Public Accountants

Beginning Spey Casting Class

MARK FLO, 1ST VICE PRESIDENT

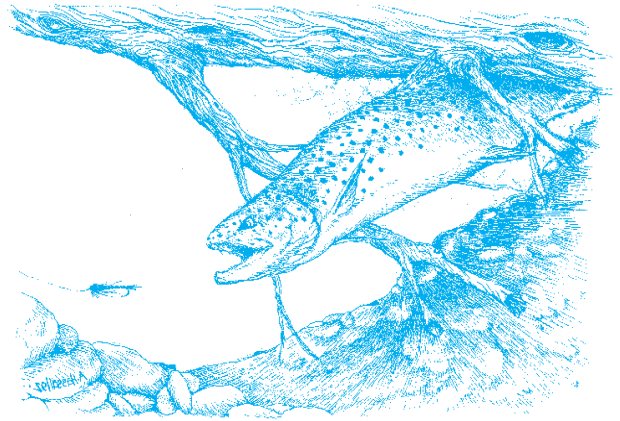
The Long Beach Casting Club will be offering a Beginning Spey Casting class and have 1 spot open out of 5 total students. The class is scheduled for Saturday, February 11th from about 8:30 until noon.

The cost for the class is \$60.00 for a 3-plus hour class. The class will be taught by our very own John Van Derhoof, an IFFF Two-Handed Certified Casting Instructor.

John will be teaching the students three basic starting casts that he teaches all of his two-handed students: the Roll Cast, Double Spey and Snap C. With an understanding of those three casts plus practice in using them over the opposite shoulder, the student could fish anywhere in the world with a two-handed rod.

If you do not have any two-handed equipment just let John know and he will let you use one of his balanced line and rod combinations. He can accommodate that tackle set up to handle light salmon, steelhead or trout depending on your specific interest.

Call Mark Flo at 562-743-7434 or you can email me at markcflo@yahoo.com to grab the final opening in this class. Depending on the response, future classes may be offered by John.



Beginning Casting Clinic

BOB MIDDO, MEMBER

Our Beginning Casting Clinic is open to the public and is free. Though designed for beginning fly casters, the course will also meet the needs of those requiring a refresher or fine tuning in the basics. Typically, students vary widely in experience. All are welcome.

Orientation will take place in the clubhouse on Tuesday, March 7, 2017, at 7:00 PM. Enrollment, rod/reel/line selection advice and practical tips will be addressed during the session. This is a short (45 minutes +/-) classroom presentation only. There is no need to bring a rod and reel to this presentation.

Actual casting on the pond will run for four consecutive weeks, beginning Tuesday, March 14, 2017 and concluding April 4, 2017. All classes are on Tuesdays and run from 7:00 PM to 9:00 PM.

This is the perfect introduction to fly casting; and, for those with a bit of experience, a great opportunity to sharpen their basic skills. We look forward to this year's clinic and hope to see you there.

YACHT SALES

Craig Belden

Email: Beldenyachts@gmail.com

Serving Southern California Boaters Since 1973

(562) 598-9494

Fly of the Month: Timberline Emerger

JOHN VAN DERHOOF, EDITOR

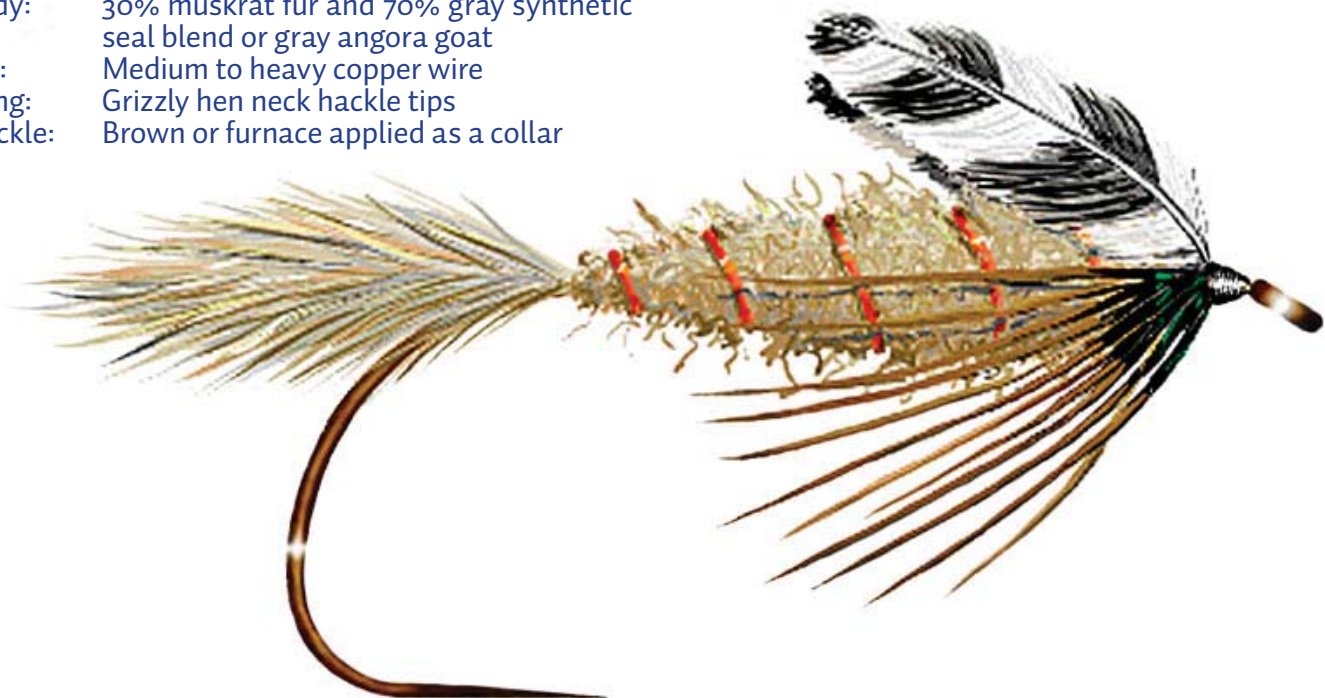
Winter has arrived and now is the time to start working for the fish. The joys of summer and fall with hungry and eager fish are now behind us. By now the fish have seen many anglers pass by and with the water in the streams going up and down like a yo-yo with each passing storm they are settling in and waiting for things to calm down. Now is the time for a fly that works.

The Timberline Emerger is just one of those flies. This month's fly comes from the vise of Randall Kaufmann and is one of his earliest and most versatile patterns. Originally tied for rainbow and golden trout in high Sierra lakes this fly is equally at home in streams and rivers and the Owens River in particular—especially in size #18. It can be fished in the film or just below as an emerging insect or deep as a generic nymph pattern. It can be very effective fished upstream and below the surface like a soft hackle.

The pattern listed is my very minor variation of the original, which I feel, makes it better suited as an emerger. The original pattern is also listed below. Be sure to tie this in a variety colors such as tan, olive, black, brown and dark red. When you do tie and use the Timberline Emerger I am sure that you will find it as effective as I have all these years.

Materials for tying the Timberline Emerger:

Hook: Mustad 3906B, Tiemco 3761 or Daiichi 1560 in sizes 10 to 18
 Thread: Gray 6/0 or 8/0 Uni-thread or your favorite
 Tail: Gray marabou from the aftershaft of a ringneck pheasant rump feather often called a philo plume (the original pattern called for three moose mane fibers)
 Body: 30% muskrat fur and 70% gray synthetic seal blend or gray angora goat
 Rib: Medium to heavy copper wire
 Wing: Grizzly hen neck hackle tips
 Hackle: Brown or furnace applied as a collar



Instructions for tying the Timberline Emerger:

- 1 Attach your thread behind the headspace and wind down to the bend of the hook. If you want to add weight to the hook add it now. Remove a small clump of the marabou from the base of a ringneck pheasant philo plume (aftershaft) and tie it in. The philo plume can be found at the base of ringneck pheasant rump feathers. It is best to have an entire ringneck pheasant skin. The tail length should be about $\frac{2}{3}$ the length of the body. Trim off any excess.
- 2 Tie in the copper wire at the bottom of the far side of the hook. Remove the excess wire by bending it repeatedly until it breaks. This will save your scissors and produce fewer sharp ends to cut the thread. Blend the muskrat fur and seal blend together and then apply to your thread. Wind one turn of the dubbing behind the copper wire and then forward forming a smooth, tapered body ending at the headspace. Wind the wire ribbing forward about 4 or 5 turns and in the opposite direction of the body. Tie off the ribbing and remove the excess.
- 3 Select 2 grizzly hen hackle points. Place the best sides of the feathers facing each other—the feathers will splay outward if set up this way—and align the tips. Measure the wing so they will extend about $\frac{2}{3}$ of the length of the body. Tie the wing in with the tips extending forward beyond the eye. You will fold them back in just a minute and by tying them in this way now they will be more secure when the fly is done. To keep them from rolling flatten the stem with a pair of flat nosed pliers perpendicular to the feather's barbs.
- 4 Select a poor quality brown or furnace rooster hackle. The barbs should be fairly soft and just long enough to reach the point of the hook. Stroke the barbs out perpendicular to the stem and tie the stem to the hook shank by the tip. Wind the hackle about 3 or 4 turns and tie off the stem. With your fingers pinch the hackle so that they flow back to the bend of the hook. Fold the wing back to about a 30° angle from the body and bind them down. Form a small head, whip finish and add a drop of head cement to complete your fly.

FISHING

AMMO



HUNTING

ARCHERY

**963 N. Main Street
Bishop, CA 93514**

**PH (760)872-3000
FAX (760) 872-8000**

BISHOP, CALIFORNIA

Ode to an Indicator!

*We have lots of tools in our game,
Probably more than I can name.
Rods and reels and fly line and hackle,
Are all parts of fly fishing tackle.*

*One component that most of us use,
Can foster agreement or light a fuse.
Some say it should be outlawed,
While others merely grin and guffaw.*

*The fish getting aid to which I refer,
Helps all fly fishers, both him and her.
It's a simple device, as big as your thumb,
It can lift a guide to whiz from a bum.*

*Made from yarn, foam, and balsa too,
It's an old fly fisher's dream come true.
It gives a shot at more fish to clobber,
It's called an indicator, but man,*

It's really a bobber!

by Jack L. Turner



SIERRA PACIFIC FISHING ADVENTURES

YOUR FLY FISHING DESTINATION & RESORT OUTFITTER

FLY FISHING EXCURSIONS • CLASSES • PRIVATE INSTRUCTION

2015–16 ON-THE-RIVER-CLINICS with

JOE LIBEU, IFFF MASTER CERTIFIED CASTING INSTRUCTOR AND KATHY KIM, IFFF CERTIFIED CASTING INSTRUCTOR

BEGINNING ON THE RIVER CLINIC: You will learn about a productive rigging system for subsurface and get an overview of insect life, reading the water and stream structure, safety and positioning yourself in the stream. You will gain insight and knowledge that will be a strong foundation in any fly fishing.

2015–2016 Dates: October 31–November 1, 2015; December 12–13, 2015; February 5–6, 2016; March 5–6, 2016.

ADVANCED ON THE RIVER CLINIC: You will be introduced to the increasingly popular Czech and other European nymphing techniques. You will learn both short and long-line methods and how to tie these rigs. You will be amazed at how effective these methods of subsurface fishing are, and your understanding will help you improve in other areas of fly fishing.

2015–2016 Dates:

November 14–15, 2015; February 5–6, 2016; March 19–20, 2016.

Both clinics are limited to a maximum of 6 students. A \$300 tuition includes two full days of on-the-stream instructions and stream-side lunch. Not included are lodging, tackle, other meals, licenses and transportation. Dates are subject to change based on local conditions.



Sierra Pacific Fishing Adventures • 3901 Brayton Ave., Long Beach, CA 90807 • (310) 749-6771 • www.joelibeu-flyfishing.com

Calendar of Events

February

1	Wednesday	7:00 PM	Fly Tying Forum
2-5	Weekend		Lower Owens Trip #2
6	Monday	7:00 PM	Board of Directors Meeting
7	Tuesday	7:00 PM	Beginning Fly Tying Class
8	Wednesday	9:00 AM	Conservation Team at San Gabriel
		7:00 PM	Fly Tying Forum
14	Tuesday	7:00 PM	Beginning Fly Tying Class
15	Wednesday	12:00 PM	Nooner Lunch
		7:00 PM	Fly Tying Forum
17-19	Weekend		Southwestern Tournament
21	Tuesday	7:00 PM	Beginning Fly Tying Class
22	Wednesday	7:00 PM	Fly Tying Forum
23	Thursday	7:00 PM	Monthly Meeting: to be announced
28	Tuesday	7:00 PM	Beginning Fly Tying Class

March

1-5	Week	7:00 PM	Fred Hall Show
1	Wednesday	7:00 PM	Fly Tying Forum
4	Saturday	9:00 AM	Pre-Trip Meeting: Lower "O" Workshop #3
5	Sunday	9:00 AM	Club Cast
6	Monday	7:00 PM	Board of Directors Meeting
7	Tuesday	7:00 PM	Beginning Casting Class: Orientation Night
8	Wednesday	9:00 AM	Conservation Team at San Gabriel
		7:00 PM	Fly Tying Forum
9-12	Weekend		Lower Owens Trip #3
12	Sunday	9:00 AM	Club Cast
14	Tuesday	7:00 PM	Beginning Casting Class: 1 ST Night of Casting
15	Wednesday	12:00 PM	Nooner Lunch
		7:00 PM	Fly Tying Forum
19	Sunday	9:00 AM	Director's Handicap Tournament
21	Tuesday	7:00 PM	Beginning Casting Class: 2 ND Night of Casting
22	Wednesday	7:00 PM	Fly Tying Forum
		7:00 PM	Kelsey Bass Ranch Pre-Trip
28	Tuesday	7:00 PM	Beginning Casting Class: 3 RD Night of Casting
29	Wednesday	7:00 PM	Fly Tying Forum
30	Thursday	7:00 PM	Monthly Meeting: to be announced

April

1	Saturday		Club Trip: Kelsey Bass Ranch
3	Monday	7:00 PM	Board of Directors Meeting
4	Tuesday	7:00 PM	Beginning Casting Class: 4 TH Night of Casting
5	Wednesday	7:00 PM	Fly Tying Forum
6	Thursday	7:00 PM	Annual General Meeting
5-8	Weekend		Lower Owens Trip #1
12	Wednesday	9:00 AM	Conservation Team at San Gabriel
		7:00 PM	Fly Tying Forum
19	Wednesday	12:00 PM	Nooner Lunch
		7:00 PM	Fly Tying Forum
22	Saturday	7:00 PM	Awards and Installation Banquet
24	Tuesday	7:00 PM	Beginning Fly Tying Class
25	Wednesday	7:00 PM	Fly Tying Forum
			Pre Trip Meeting: Green River Trips #1 and #2
30	Week		Club Trip: Green River #1 (April 30 thru May 5)



 <p> www.bobmarriotts.com info@bobmarriotts.com 2700 W. Orangethorpe Ave Fullerton, CA 92833 </p>	<p>GOING GREEN...</p> <p>We now offer a full service Equipment Recycling Program that saves resources.. and puts some "green" on an account for you here at the shop!</p> <p> www.bobmarriottsflyfishingstore.com/going-green Store (714) 525-1827 Travel (714) 578-1880 </p> 
--	---



**YOUR FLY FISHING DESTINATION
& RESORT OUTFITTER**

**FLY FISHING EXCURSIONS • CLASSES
PRIVATE INSTRUCTIONS**

(310) 749-6771

3901 Brayton Ave., • Long Beach, CA 90807 • www.spfadventures.com



NIA ENG
DIRECTOR OF SALES

5325 e. pacific coast highway • long beach, ca 90804
 direct 562.597.1341 x 117 • facsimile 562.597.8741
nia@hotelcurrent.com • www.hotelcurrent.com