

Inside

- ❖ Flies of the Month: Black Bear-Red Butt
- ❖ Club Trips for 2016 & 2017
- ❖ 3 Month Calendar

Highlights

- Page 3: An Evening with Gary Gunsolley
- Page 4: In Memoriam: Margaret Walker
- Page 7: Venison Stag Christmas Dinner

Target Talk

NEWSLETTER OF THE LONG BEACH CASTING CLUB, ESTABLISHED 1925

NOVEMBER 2016

WWW.LONGBEACHCASTINGCLUB.ORG

(562) 433-9408

Leader's Line...

Seasons for Thanks

YASH ISEDA, PRESIDENT

George Daniels sat on our porch a couple of months ago before our monthly meeting and said, *"This place is a Fly Fisherman's Nirvana"*. Sometimes we need to hear another point of view to appreciate what we have.

With the season of Thanksgiving coming soon, I really want to take another opportunity to thank all of the members that make this club what it is today. We are lucky to have a group of hard working people on our board. A special thanks to Tommy Kendall and Gary Kosaka (ret.) for putting in a lot of extra time to straighten out our finances and membership. We would like to welcome Colin Kumabe to the position of Captain on our board. I also appreciate that Wayne Sakaguchi for taking over the position of Membership.

Our Internet committee headed by Paul Burgner with the guidance of Mike Lorenz has been busy. Our calendar is up to date, thanks to Sue Timm. The committee has improved communication to all members thanks to Shirley Sakaguchi who is sending out e-mail Blasts to keep you up on all of our activities.

Norm Riggs and John Lincoln are also another important part of the daily operation of the club. Norm is responsible for the pond and purchasing all of the supplies needed at the club. Recently Art Daily has volunteered to help Norm. John has made the noon

luncheons a huge success with his varied menus. Attendance has grown from a handful to a crowd. They give so many hours of their time that many of us don't realize how much they do.

As we all know, Project Healing Waters Fly Fishing has become a significant addition to our club. Carole Katz spends many hours planning activities and trips for the veterans. Any Monday you will find club members volunteering their time and expertise. Many thanks to Eddie, Wayne, Elwood, Joe, Art, John and all of the others who help Carole with this program.

Finally, we all need to give a big thanks to John Van Derhoof for his many years publishing our newsletter, Target Talk. His knowledge of all aspects of fly fishing and the history of the Long Beach Casting Club has been a huge contribution. THANK YOU, JOHN.

So, what do you think? Look at our programs, social events, classes, our pond in a beautiful park and most of all our clubhouse and great members. Maybe this place really is **FLY FISHING NIRVANA**.

The Colorado River at Lees Ferry

TERRY KOMISAK, 2ND VICE PRESIDENT

Whether there has been a club trip to Lees Ferry, I'm not sure. What is for sure is that this past September's trip was one of discovery. A hundred plus years ago the settlers discovered Lees Ferry as a way to cross the Colorado River with easy reach to the other side.

On Sunday, after eight hours from Long Beach, paralleling the cliffs of northern Arizona with no sign of the river, no trees or clouds or any sign that water may be found here, just dry desert. At Cliff Dwellers Lodge, our hotel for this trip, we had to ask "Where is the river?" "Fifteen more miles east" was the response. Only as we got within one mile did we see water.

The next day, when we got with our guide and on the river, the size of the water we were to fish for the next 3 days amazed me. In some places it was close to ¼ mile across and 1200 feet below the canyon walls. We fished 15½ miles upstream to Glen Canyon dam. It is the largest river I have ever fished.

Whether by wading or drifting we all worked hard at catching fish and are grateful to the guides for their expertise. Casting the two weighted flies and lead weight on a 14' leader was a challenge. Soon, we were able to connect with the fat, beautiful Colorado River rainbows averaging from 12" to 18". The heavy current and heavy fish took a toll on 5x tippets. We also had to learn an extreme hook set—moving the rod tip from the water's surface to well overhead to do a proper hook set with that 14 foot leader. Stripping green woolly buggers was another effective technique.

Some were rewarded with a sighting of a California condor. One was spotted flying high beside the canyon walls. We also saw wild mustangs as they came to the river to drink.



Because it was less expensive, we went for the annual license at \$55. Now our Arizona fishing licenses are good thru September 2017 and perfect for a return trip next June 2017 to catch the cicada hatch. It's supposed to be really good.

OFFICERS

PRESIDENT

YASH ISEDA
(562) 596-7766

1ST VICE PRESIDENT

MARK FLO
(562) 420-8121

2ND VICE PRESIDENT

TERRY KOMISAK
(562) 431-8686

CAPTAIN

COLIN KUMABE
(562) 221-9418

MEMBERSHIP SECRETARY

WAYNE SAKAGUCHI
(714) 264-2135

TREASURER

TOMMY KENDALL
(562) 522-2269

CORRESPONDING SECRETARY

DENNIS KONG
(562) 480-1271

FACILITIES & POND

ART DAILY
(714) 335-4628

SENIOR DIRECTOR

JIM THOMASON
(626) 357-6050

JUNIOR DIRECTOR

MICK WOODBURY
(714) 840-5649

TARGET TALK EDITOR

JOHN VAN DERHOOF
(562) 424-7313

November Meeting: An Evening with Gary Gunsolley

MARK FLO, 1ST VICE PRESIDENT

Gary Gunsolley has been a friend of the LBCC for many years, and has presented expert advice on fishing in the Eastern Sierras. I have had wonderful talks with him stream side when I have found him casting with clients from Hot Creek to the Lower Owens.

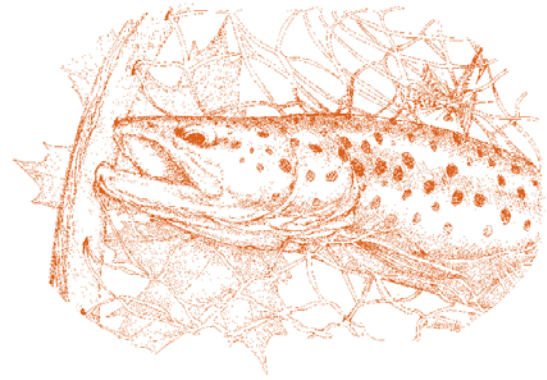
Gary's presentation will be on how you can fish the Lower Owens River at high flows. He will cover topics including indicator nymphing, Czech/European style nymphing, fly fishing equipment, aquatic insects, fly selection, reading the water and other techniques that will help the fly fishing angler better experience fishing in the Eastern Sierra.

He has fished for more than fifty-five years in the Eastern Sierras. For the past 25 years, Gary was the owner of Brock's Fly Fishing Specialists in Bishop. He sold Brock's in late 2013 so that he could dedicate his time to fishing, guiding and teaching fly fishing.

As a licensed, bonded and Certified Federation of Fly Fishers Casting Instructor, he offers expert guiding service and is familiar with all of the waters in the Eastern Sierras, which run from high mountain lakes and streams to prime tail-water fisheries. His BISHOP FLY FISHING GUIDE SERVICE is a year-round full service enterprise. He specializes in teaching fly fishing to the beginner, offering lessons, classes, seminars and guided trips.

Gary also offers individual and class instructions for every level of experience, as well as scheduled in-depth seminars throughout the year.

Join us Thursday, November 17th and listen and learn as Gary shares his insights and discusses fly fishing opportunities and techniques in and around Bishop.



Club Trips 2016 & 2017

TERRY KOMISAK, 2ND VICE PRESIDENT

Here are the Club Trips for the next couple of months. Join us!

2016 & 2017 Trips:

TRIP DATE	TRIP & LEADER
November 12	San Diego Bay (Pre-Trip: November 2)
December	none
January 5-8, 2017	Lower Owens #1 w/Yash Iseda (Pre-Trip: December 31)
February 2-5	Lower Owens #2 w/Dan Rivett (Pre-Trip: January 29)
March 9-12	Lower Owens #3 w/John Lincoln (Pre-Trip: March 4)
April 1-2	Kelsey Bass Ranch w/Terry Komisak (Pre-Trip: March 22)
April 30-May 5	Green River #1 w/Yash Iseda (Pre-Trip: April 26)
May 7-12	Green River #2 w/Paul Burgner (Pre-Trip: April 26)

Trip locations and dates are subject to change so monitor Target Talk or the Web Calendar for the latest information. Pre-Trip Meetings are usually held at the clubhouse starting 7:00 PM. Be sure to check here or the club's website calendar to confirm the time.

Please contact me if you have any suggestions or questions at tk_nsp44@yahoo.com.

In Memoriam: Margaret Walker

CAROLE KATZ, PAST PRESIDENT

Margaret Walker's role in the history of Long Beach Casting Club is a large one. For those of you who didn't have the honor of knowing her, Margaret was a tournament caster and outstanding fly fisher. She placed in several national and regional casting tournaments, and was the recipient of the inaugural IFFF Women's All-Around Trophy (the Barbara Rohrer Cup, named after another club member).

Margaret was a member of Long Beach Women's Casting Club before women were permitted to be members of Long Beach Casting Club. While some LBCC members welcomed the admittance of women, many were adamantly opposed to it and threatened to cancel their memberships. Legal counsel advised that the club could not discriminate against any potential member so, in 1981, the club admitted its first female member. Ironically, our first female member moved out of state shortly



thereafter. In 1983, the Board of Directors welcomed the membership of six more women in LBCC including Margaret. She later became a Life Member.

After serving terms as Recording Secretary and Captain, Margaret was elected the first female club president in 1989. During her presidency, an auction raised a remarkable \$6,543.00, 75% of which was earmarked for speakers. There was a massive cleaning of the attic and clubhouse that filled more than two dumpsters, and the club hosted the casting games of the Senior Olympics. The club received its federal tax exemption as a 501(c)3 non-profit and lease negotiations were begun with the city that would take nearly three years to complete. With characteristic good grace, Margaret credited those achievements to the hard work of others.

I will always remember her calm demeanor, endearing sense of humor and reassuring attitude, how she encouraged me when serving as club president and then again when starting our Project Healing Waters program.

It was a pleasure and an honor to know her.



Lanes Laire... "Rockin' For Vets"

❖ CLASSIC ROCK WITH A PROGRESSIVE EDGE!

- ❖ Plaza del Sol Performance Hall,
Cal State Northridge,
18111 Nordhoff St, Northridge, CA
- ❖ Sunday, November 13th with the doors
opening at 7:00 PM.
- ❖ Tickets available through Ticketmaster and
the CSUN Box Office

New Club Members

WAYNE SAKAGUCHI,
MEMBERSHIP SECRETARY

The Club's Board of Directors approved the following new member. Please welcome him at your next opportunity:

❖ William Reddick

Please greet and welcome our newest members at the club's next Monthly Meeting. Here's wishing them a lifetime of healthy hatches and tight lines.

A Day to Remember

JOE LIBEU, PAST PRESIDENT

Several years ago when I was on one of my trips to the Lower Owens I had a day to remember and I now remember it often.

I had fished the Lower "O" many times with Margaret and Trevor Walker before and met them in the campground to decide where we were going to take to the water. This was well before the fence and parking areas on the river and we were able to drive down to the areas we wished to explore.

Also, by this time, Margaret was well into dealing with Alzheimer's and was having quite a bit of trouble in all phases of daily life. There were days that she was very alert and able to have great conversations. There were other times that were not so good.

I asked Trevor if it would be okay to take her fishing and he replied, "Please do". Trevor was so very kind and patient with Margaret and I hoped I would be able to follow his example. Also, I wanted Trevor to have some time fishing on a river he really enjoyed.

After rigging Margaret up with a dry fly we headed off. We found some fish rising and I was able to get Margaret into a safe and fishable position. With all the trouble that she was having it was amazing.

Once she had the fly rod in her hand and located the rising fish it was a truly wonderful sight to watch the transformation for an individual with Alzheimer's come out of the fog and make perfect controlled loops and present the fly in a perfect location. It was like the Margaret that I had fished with on many occasions and watching the smile and joy in her eyes was a gift to me and the way I will always remember a true proper English Lady.

Thank you Margaret for the special time I was able to share with you.



SEVEN LBCC PAST PRESIDENTS! FROM LEFT TO RIGHT:
Dean Rickard, Ian Walker, Connie Bullock, Jeff Sadler, Margaret Walker, Trevor Walker & Joe Libeu


Fly Tying...Join Us!

DAVE BOYER, FLY TYING CHAIRMAN

Now that fall is here, some of us need to replenish fly boxes, learn to tie something new to entice that large brown (or yellowfin tuna) that would not take anything of yours this year, or maybe you need to brush up on your tying skills or time out of the house. In the next few months we are looking into doing some system boxes of Caddis and Lesser Green Drake styles, for those interested in salt, especially gearing up for the ON THE SALT CLINIC, we will be doing some salt patterns. If you have a particular fly you are wanting to learn to tie or would like to show the group, please come for a session or two. Everyone is welcome.

For those who are interested in what tying is all about, The Beginning Tying Classes started the end of October, but it is not too late to come on in and join the classes. If you are pretty rusty and want to start over, these are also for you. The flies and schedule was posted in the October Target Talk if you want to see what we teach and the dates.

Hope to see you tying; it's great way to get your head out of everyday stress and prepare what we like best, FLY FISHING. Nothing better than catching on a fly you have tied.



November 12, 2016

Support Project Healing Waters Fly Fishing by shopping at your local fly shop. Make a difference in the life of a disabled veteran!

Marriott's Fly Fishing Store

See latest rods by Orvis, Sage, Reddington, Echo, Winston.
Raffle of custom rod built by Long Beach PHWFF & box of flies by John Woodling.
Come for lunch & support disabled veterans in our community.

www.projecthealingwaters.org

On Target...

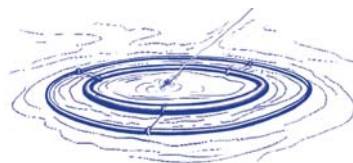
COLIN KUMABE, CAPTAIN

Looking for a way to catch more fish? Improving your catch with sharper casting skills can start at the Long Beach Casting Club pond. The club has many experienced casters willing to help with tips to keep tight loops. Remember, tight loops in casting brings increased opportunity for catching fish!! So, come on out to the Sunday Casts at 9:00 AM on November 6 and 20.

Thanks to our noteworthy casting instructors, Bob Middo and John Van Derhoof, who taught about 25–30 casters the casting skills in the Intermediate Casting Class on October 4, 11, and 18. Attendees learned to recognize casting problems, self-correct problems, improve casting distance, learn the double haul, learn to mend lines, and learn to fight big fish. These casters are welcome to continue to improve their casting skills on our Sunday Cast at 9:00 AM. (November 6 and 20). Let's all work on our casting skills and be ready to participate in the Southwestern Tournament hosted by the Long Beach Casting Club, on February 17 and 18, 2017.

Tournament Casting: On September 11, the Captain's Handicap was a success with casters honing their skills in preparation for the Northwestern Casting Tournament on October 15 and 16. The results of the Northwestern Tournament will be reported in the December Target Talk.

Casting Tip of the Month: Improved control of the fly may be achieved by either shortening the leader tippet or increasing tippet diameter. Stiffer tippet means fish can see your line. Light tippet increases your chances to catch fish, but requires higher skill to cast. So, practice casting to fish with very light tippet and catch more fish!




GREEN ZAHN & ASSOCIATES
An Accountancy Corporation

Joan K. Green, CPA
joan@GreenZahn.com

1700 East Pacific Coast Highway • Seal Beach, CA 90740
p 562.799.4440 877.838.3299 f 562.799.4441 www.GreenZahn.com

Member American Institute of Certified Public Accountants • California Society of Certified Public Accountants

Venison Stag Christmas Dinner



MARK FLO, 1ST VICE PRESIDENT

The Venison Stag Christmas Dinner is fast approaching and it is time mark your calendar to reserve a spot for the club's biggest social event of the year. The date for this year's event is Saturday, December 3. A social hour will start at 6:00 PM with refreshments as well as music provided. Dinner will be served starting around 7:00 PM.

The Club's first Venison Stag Christmas Dinner was held in 1941 and has been an annual event ever since. Originally, members who were also hunters as well as fishermen would clean out their freezers and bring their game to share with the members at the dinner.

Seventy-four years ago the menu included two deer, two antelope, a bear, half of an elk, and half of a moose. All were barbecued on a spit. Since, at this time, the membership was exclusively male, the event

was called "a stag". Those traditions are long gone, save the name, and now we dine on delicious prime rib with all the fixin's cooked by our very own master chef John Lincoln and his team.

An accurate head count is necessary to plan and prepare the dinner and there is a reservation form included on this page of the Target Talk. The cost is \$20 if made by reservation or \$30 at the door. Of course, all members, family and guests are welcome. Please send in your reservation as soon as possible. For an event of this magnitude we depend on members for help. We need people to clean the clubhouse, set up decorations and set the tables, assist the chef, and do the final cleanup.

Please contact Mark Flo to volunteer at Reso49nn@gte.net or call at: 562-420-8121-*2. Or, sign up on the lists located on the bulletin board in the clubhouse.

FISHING

AMMO



REAGAN'S
Sporting Goods

HUNTING

ARCHERY

**963 N. Main Street
Bishop, CA 93514**

**PH (760)872-3000
FAX (760) 872-8000**

BISHOP, CALIFORNIA

Fly of the Month: Black Bear-Red Butt

JOHN VAN DERHOOF, EDITOR

The Black Bear-Red Butt is a venerable and effective Atlantic salmon and Pacific steelhead pattern that introduces fly tiers to a host of different techniques that can be applied to a wide variety of different types of fly fishing patterns.


It teaches a relatively unknown and very strong method of attaching hair and hackle tip wings. This method, popularized by Ed Haas uses the looped eye of the salmon fly hook to hold the wing pointing forward before binding it down. Then after the rest of the fly has been tied the wing is folded back to its desired position creating a small head and a wing that is virtually impossible to pull out.


Another technique that is learned is the proper way to tie in and wind both flat and round/oval tinsels. Flat tinsel should always be wound from front to back to front and each turn should butt up against the previous turn. There should never be any overlap or “shingling” of the each successive turn. This creates a very smooth body that does not allow any location where a fish’s tooth could grab. This fly also teaches the tier how to properly tie and wrap floss as well as a technique to keep the floss from changing color or darkening when it gets wet. Finally, a method of hackling is used that allows the hackle flow back toward the body naturally and without a number of unnecessary thread wraps.

The Black Bear-Red Butt is a great fishing fly and has many variations such as all black or with a green butt. It can be tied as a standard salmon/steelhead wet fly on a standard hook for winter or early spring fishing, as a low water pattern tied as a smaller size on a larger hook for summer/low water conditions, or even with long, flowing body hackle of a Spey pattern.

Materials for Tying the Black Bear Red Butt:

- Hook: Sizes #10 to #2/0, looped eye salmon style; Partridge Wilson; Tiemco #7989; Daiichi #2051 ‘Alec Jackson’ or Mustad #36890.
- Thread: 6/0 or 8/0 primrose or light cahill
- Wing: Black bear hair or black (natural or dyed) squirrel tail or calftail.
- Tag/Ribbing: Fine oval or round gold tinsel.
- Body: 1/5 Flat silver mylar tinsel; 1/5 Fluorescent red floss; 3/5 Black African goat or seal substitute
- Hackle: Black rooster, poor quality dry fly.





 BLACK BEAR-
GREEN BUTT

Instructions for Tying the Black Bear Red Butt:

- 1 Attach the thread at the mid-point of the shank. Remove the wing material from skin and slide it between the shank of the hook and loop of the eye. Don't use too much hair as it will be hard to fold later. Measure the length of the wing by folding it back towards the bend—it should not reach the bend. Bind the butts of the wing down with tips pointing forward.
- 2 With the thread at the mid-point of the shank, tie in the flat silver mylar tinsel and then the extra fine oval gold tinsel on the lower back side of the hook. To help hold the flat silver tinsel in place as you start to wind it, cut a small scallop in the tinsel very close to the end.
- 3 Hold the fine oval gold tinsel back along the shank with your left hand and wind the flat silver mylar edge to edge—no overlap—to the spot directly over the point of the barb. As you wind you will have to keep pulling the fine oval gold tinsel back and along the hook shank. Reverse direction with flat silver mylar back to the starting point and tie off. Tie in one or two strands of fluorescent red floss.
- 4 Make sure that your fingers are dry and free of dirt and oil. Stroke the floss flattening it into a ribbon. Wind the floss evenly with a slight overlap on top of the flat silver mylar. Proceed to a point halfway down the mylar and wind back to the start and tie it off. The mylar beneath the floss will cause the floss to glow even when wet.
- 5 Apply the dubbing to your thread. African goat is stiff and spiky and can be difficult to dub. Wet your

fingertips slightly, rub them together and forcibly apply it to thread. The dubbed body should be slightly tapered. Use a heavy dubbing needle to pick out fibers along the underside of the body to give it a slightly shaggy appearance.

- 6 Wind the tag which should be 2 or 3 adjacent turns of the oval gold tinsel and then continue winding the rib evenly and tie off. There should be 4 or 5 turns which defines the change between the different body materials. Select and fold the hackle and tie it in by the tip. If you cannot fold the hackle then stroke the fibers from the tip down until the fibers are perpendicular to the stem. Wind the hackle with each turn directly in front of the preceding turn. The hackle should be 3 to 6 turns depending on the quality of the hackle and the size of the fly. The hackle should extend about 2/3 of the way to the point of the hook.
- 7 Fold the wing back over the body and squeeze firmly at its base to help fold the wing back. Evenly wind thread over the base of the wing forcing the wing down over the body. When the wing is in the desired location you will see that you have already formed a neat head. Whip finish winding forward toward the eye. Touch the head with a permanent black marker, apply a couple of coats of head cement and the fly is complete.


 BLACK BEAR-
RED BUTT
LOW WATER STYLE

YACHT SALES

Craig Belden

Email: Beldenyachts@gmail.com

Serving Southern California Boaters Since 1973

(562) 598-9494

Calendar of Events

November

1	Tuesday	7:00 PM	Beginning Fly Tying Class
2	Wednesday	7:00 PM	Fly Tying Forum
		7:00 PM	Pre-Trip Meeting: San Diego Bay Trip
6	Sunday	9:00 AM	Sunday Cast
7	Monday	7:00 PM	Board of Directors Meeting
8	Tuesday	7:00 PM	Beginning Fly Tying Class
9	Wednesday	9:00 AM	Conservation Team at San Gabriel
		7:00 PM	Fly Tying Forum
12-13	Weekend		Club Trip: San Diego Bay Trip
15	Tuesday	7:00 PM	Beginning Fly Tying Class
16	Wednesday	12:00 PM	Nooner Lunch
		7:00 PM	Fly Tying Forum
17	Thursday	7:00 PM	Monthly Meeting: Gary Gunsolley
19	Saturday	8:00 AM	Clubhouse Clean-up
20	Sunday	9:00 AM	Sunday Cast
22	Tuesday	7:00 PM	Beginning Fly Tying Class
23	Wednesday	7:00 PM	Fly Tying Forum
29	Tuesday	7:00 PM	Beginning Fly Tying Class
30	Wednesday	7:00 PM	Fly Tying Forum

December

3	Saturday	6:00 PM	Venison Stag Christmas Dinner
4	Sunday	9:00 AM	Sunday Cast
5	Monday	7:00 PM	Board of Directors Meeting
6	Tuesday	7:00 PM	Beginning Fly Tying Class
7	Wednesday	7:00 PM	Fly Tying Forum
13	Tuesday	7:00 PM	Beginning Fly Tying Class
14	Wednesday	9:00 AM	Conservation Team at San Gabriel
		7:00 PM	Fly Tying Forum
18	Sunday	9:00 AM	Sunday Cast
20	Tuesday	7:00 PM	Beginning Fly Tying Class
21	Wednesday	7:00 PM	Fly Tying Forum
28	Wednesday	7:00 PM	Fly Tying Forum
31	Saturday	9:00 AM-NOON	Pre-Trip Meeting: Lower "O" Workshop #1

January, 2017

2	Monday	7:00 PM	Board of Directors Meeting
3	Tuesday	7:00 PM	Beginning Fly Tying Class
4	Wednesday	7:00 PM	Fly Tying Forum
5-8	Weekend		Lower Owens Trip #1
10	Tuesday	7:00 PM	Beginning Fly Tying Class
11	Wednesday	9:00 AM	Conservation Team at San Gabriel
		7:00 PM	Fly Tying Forum
17	Tuesday	7:00 PM	Beginning Fly Tying Class
18	Wednesday	12:00 PM	Nooner Lunch
		7:00 PM	Fly Tying Forum
		7:00 PM	Pre-Trip: Carpenteria Surf Clinic
24	Tuesday	7:00 PM	Beginning Fly Tying Class
25	Wednesday	7:00 PM	Fly Tying Forum
26	Thursday	7:00 PM	Monthly Meeting: to be announced
29	Sunday		Club Trip: Carpenteria Surf Clinic
		9:00 AM	Pre-Trip Meeting: Lower "O" Workshop #2
31	Tuesday	7:00 PM	Beginning Fly Tying Class

SIERRA PACIFIC FISHING ADVENTURES

YOUR FLY FISHING DESTINATION & RESORT OUTFITTER

FLY FISHING EXCURSIONS • CLASSES • PRIVATE INSTRUCTION

2015-16 ON-THE-RIVER-CLINICS with

JOE LIBEU, IFFF MASTER CERTIFIED CASTING INSTRUCTOR AND KATHY KIM, IFFF CERTIFIED CASTING INSTRUCTOR

BEGINNING ON THE RIVER CLINIC: You will learn about a productive rigging system for subsurface and get an overview of insect life, reading the water and stream structure, safety and positioning yourself in the stream. You will gain insight and knowledge that will be a strong foundation in any fly fishing.

2015-2016 Dates: October 31-November 1, 2015; December 12-13, 2015; February 5-6, 2016; March 5-6, 2016.

ADVANCED ON THE RIVER CLINIC: You will be introduced to the increasingly popular Czech and other European nymphing techniques. You will learn both short and long-line methods and how to tie these rigs. You will be amazed at how effective these methods of subsurface fishing are, and your understanding will help you improve in other areas of fly fishing.

2015-2016 Dates:

November 14-15, 2015; February 5-6, 2016; March 19-20, 2016.



Both clinics are limited to a maximum of 6 students. A \$300 tuition includes two full days of on-the-stream instructions and stream-side lunch. Not included are lodging, tackle, other meals, licenses and transportation. Dates are subject to change based on local conditions.



Sierra Pacific Fishing Adventures - 3901 Brayton Ave., Long Beach, CA 90807 - (310) 749-6771 - www.joelibeu-flyfishing.com



VENISON STAG RESERVATION

Saturday, December 3, 2016 ♦ Social Hour: 6:00 PM ♦ Dinner: 7:00 PM

Reservations are due by November 21, 2016

Name: _____

I will attend the Venison Stag on Saturday, December 3, 2016

I will bring _____ adults. Total number _____ @ 20.00 = _____ Total Enclosed:

I will bring _____ children. Total number _____ @ 6.00 = _____ = _____

☐

Yes, I would like to help!

Please call me at this telephone number

() _____ - _____ (cut out and return by 11-21-2016)

MAKE CHECKS PAYABLE TO:
Long Beach Casting Club
AND MAIL TO THE ABOVE AT:
P.O. Box 90035
Long Beach, California 90809-0035



 <p>Bob Marriott's FLYFISHING STORE</p> <p>www.bobmarriotts.com info@bobmarriotts.com 2700 W. Orangethorpe Ave Fullerton, CA 92833</p>	<p>GOING GREEN...</p> <p>We now offer a full service Equipment Recycling Program that saves resources.. and puts some "green" on an account for you here at the shop!</p> <p>www.bobmarriottsflyfishingstore.com/going-green</p> <p>Store (714) 525-1827 Travel (714) 578-1880</p> 
--	---



**SIERRA
PACIFIC**
FISHING ADVENTURES

YOUR FLY FISHING DESTINATION
& RESORT OUTFITTER

FLY FISHING EXCURSIONS • CLASSES
PRIVATE INSTRUCTIONS
(310) 749-6771

3901 Brayton Ave., • Long Beach, CA 90807 • www.spfadventures.com



NIA ENG
DIRECTOR OF SALES

5325 e. pacific coast highway • long beach, ca 90804
direct 562.597.1341 x 117 • facsimile 562.597.8741
nia@hotelcurrent.com • www.hotelcurrent.com