

Highlights

- ❖ Fly of the Month: John's Damselfly Nymph
- ❖ Club Trips for 2014
- ❖ 3 Month Calendar

Inside

- Page 3: North of the Border
- Page 5: Wow!
- Page 7: Proposed By-Laws Changes

Target Talk

Newsletter of the Long Beach Casting Club, Established 1925

March 2014

www.longbeachcastingclub.org

(562) 433-9408

Leader's Line ...

Take Your Pick

JIM THOMASON, PRESIDENT

One of the things I enjoy so much about fly fishing is that there is always something to learn, whether it's existing things I've never been exposed to or new things someone has developed. As I update our monthly calendar, it never ceases to amaze me how many activities our club has to offer. This month we have fly tying, entomology, river fishing, salt water fishing, and plain ole socializing.

We're just finishing our beginning fly tying class but don't let that stop you. Howard Uller and Jun Watanabe have been hosting a weekly event we call the Fly Tying Forum. It frequently features some of our best tiers presenting a variety of techniques. If you're not into that week's fly/technique, you can just come and tie whatever you need to fill up your box. Fly tying really complements your fly fishing as you're often forced to learn more about the insects and their stages. It also allows you to use flies that are not commercially available. Just don't think you're going to save money.

Speaking of insects, if you've been thinking that you need to learn more about them to help choose the right fly to use, Maggie Merriman will be offering her annual Basic Entomology class at the club again this year on March 15th (\$50). You won't be forced to learn Latin but you will come away with an understanding of the various insects you can expect to encounter and how to tell the difference between them and when to use each stage.

If you haven't made it on a club trip this year, you still have one more chance to join us on the Lower Owens this month. With the low flows and mild weather, you can now fish a lot of spots you can't normally get to. The BWO's have already starting appearing and March often brings on the caddis hatch. You'll be amazed at how many fish are actually in that water. Even if you can't make the trip but like to fish that river, the Saturday Lower Owens workshops are well worth attending. You'll learn different perspectives from 4 different club members (Jeff Sadler, Dan Rivett, Yash Iseda, and John Lincoln) that have each been fishing there a long time. It's interesting how different their approaches are but they all work.

For those of you that fish our local saltwater (or want to do so), make sure to attend the Double Haul Ball on March 22nd at the clubhouse. The event features many of our area's most experienced saltwater fly fishers presenting general and specialized techniques and tactics for fishing the surf, tying flies, casting

Leader's Line continues on page 3

Expanded Pre-Trips for the Lower Owens Trips

JEFF SADLER, PAST PRESIDENT



*"The Lower O is the best stream... **EVER**", Ernest H.*

*"The fish are **HUGE** on the Lower O", Zane G.*



Class and Pre-trip: Saturday, March 1 at 9:00 AM until Noon and the Lower Owens Fishing #3 trip March 8

Back by popular demand, an extended Pre-Trip instructional seminar for beginners to the Lower Owens in Bishop. Dan Rivett, Yash Iseda, and John Lincoln sponsors of the January/February/March Lower Owens trip put on a Saturday beginners class specific to that trip on that river. They roped the big doofus (me) into helping. We always meet at the bridge in the campground at 9:00 AM on Saturday of the trip and take beginners out to help them learn fly fishing and the river. We have learned that many are, how do I say this politely, clueless on set-up and basic equipment.

So, we have developed a short clinic telling what we use and why. You will be amazed at how similar experienced fly fishers are and then shocked by some of the differences between us. All we are doing is telling you what each of us do, in all fishing situations it is up to you to learn as much as you can and select the method that suits you best.

This is not at all as comprehensive as Joe Libeu's ON-THE-RIVER clinic as we don't go into casting, entomology, reading the water and several other issues; just the most basic stuff. This is also a Pre-Trip meeting where locations, times, food, flies, etc. are covered.

All are welcome whether you're going on the trip or not. This is aimed at beginners who need basic help in rigging lines, leaders, etc. plus fly selection and what a basic vest ought to have in it (and not.)

OFFICERS

PRESIDENT

JIM THOMASON
(626) 357-6050

1ST VICE PRESIDENT

PABLO GRABIEL
(562) 652-3771

2ND VICE PRESIDENT

RIX & YUMI GANO
(310) 291-3963

CAPTAIN

TO BE DETERMINED
❖ ❖ ❖

MEMBERSHIP SECRETARY

MICHAEL FLEDER
(310) 502-3611

TREASURER

TONY SMITH
(626) 688-6797

CORRESPONDING SECRETARY

CRAIG BOND
(818) 730-5745

FACILITIES & POND

GEORGE SIEWARD
(562) 209-4797

SENIOR DIRECTOR

BILL BOEHLERT
(714) 374-6491

JUNIOR DIRECTOR

RICH GARRETT
(562) 422-9696

TARGET TALK EDITOR

JOHN VAN DERHOOF
(562) 424-7313

North of the Border

PABLO GRABIEL, 1ST VICE PRESIDENT

Winter seems to have skipped by Long Beach this year. Aside from scattered showers it appears as if the weather we have had is spring through summer, through fall and then all over again. Some of us have ventured to the coast for a little surf fishing, others journeyed to San Diego for a bit of salt water fishing in the bay and hardy souls ventured to the Eastern Sierras to brave the bitter cold found in the Lower Owens River and the Owens River Gorge. All the while fish are merrily swimming, spawning and growing fat in the absence of heavy fishing pressure. That soon will change, with the onset of the open fishing season, our California waters will feel the pressure of an endless number of fair weather anglers.

How to avoid these maddening crowds is, of course, something we are all interested in finding out. Our March speaker, Kelly Laatsch might help offer us a viable option. Kelly will introduce us to the waters of British Columbia.

Kelly has been fly-fishing and tying flies for over 40 years and guiding professionally for over 20. He grew up in Alberta learning the art of fly-fishing on the Bow, Crowsnest, Oldman and Castle Rivers. He and his wife Karen own St. Mary Angler Fly Shop in Cranbrook, British Columbia. They guide the famous cutthroat waters of the East Kootenays on the Elk, St. Mary and Bull rivers. They also guide for the big rainbows on the Upper Columbia River out of Rossland, B.C.

Kelly has fished most of the major trout streams in western Canada and the U.S. These include the San Juan River in New Mexico, the Madison, Bitterroot and Gallatin rivers in Montana, Washington's Olympic Peninsula rivers, and Utah's Green and Provo rivers. His Lake fishing experience is even more extensive. From the quality fishing lakes of the Kootenays and the Kamloops-Kelowna region of British Columbia, to the high desert lakes of New Mexico, Arizona and Washington State, he has fished many of them.



An accomplished fly tier, Kelly will set up before the meeting and will be tying some of his favorite patterns. In his presentation he will discuss river fishing techniques and chironomid lake fishing. He will cover southeastern British Columbia rivers, including the Elk, St. Mary and Upper Columbia, as well as some lesser know waters.

His excellent technical and communication skills, along with his passion for the sport of fly fishing, will not only engage you on the topic but pique your interest in exploring new waters up north.

Primetime!

Leader's Line continued from page 1

shooting heads, and more. It's free and sure to accelerate your learning curve. March also features the Fred Hall Show which covers all things fishing and more. Sign up to work a shift and then explore the show. You'll meet lots of new people and get a chance to share your love of our sport with them. There will also be lots of equipment and venues to learn about. Contact Rick Long or John Stine to sign up.

Finally, if you need to insert a short vacation into your week and can't get to our evening events, stop by the clubhouse any day during the week around noon. If you're not aware of it, we have a sizable group of club members that hang out at the club during the day casting, tying, or just solving all the world's problems. They also host a wonderful lunch on the 3rd Wednesday of the month (19th this month). Stop by and see what's going on.

Time to Vote...

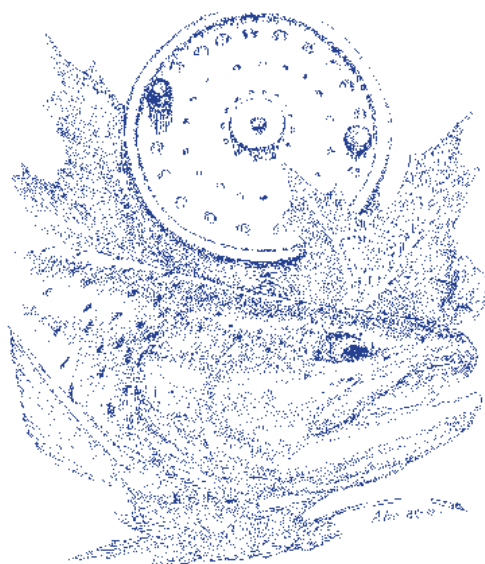
CRAIG BOND, CORRESPONDING SECRETARY

The election will take place at the LBCC Annual General Meeting on April 3, 2014. It is a brief meeting with no guest speaker and all members are encouraged to attend. The Annual General meeting is in lieu of the regular monthly meeting.

Here is the proposed slate of nominees for Board Officers and Directors comprised by the Nominating Committee composed of five members of the club two of which must be past presidents:

PRESIDENT	Jeff Sadler
1ST VICE PRESIDENT	Pablo Gabriel
2ND VICE PRESIDENT	Terry Komisak
CAPTAIN	Dave Boyer
MEMBERSHIP SECRETARY	Gary Kosaka
TREASURER	Tommy Kendall
CORRESPONDING SECRETARY	Dennis Kong
FACILITIES & POND	George Seward
SENIOR DIRECTOR	Mick Woodbury
JUNIOR DIRECTOR	Jim Thomason
LBCC ADVISORY BOARD	All Past Presidents

This in accordance with Section VIII, Item 4 of the Constitution and Bylaws of the Long Beach Casting Club: "The Corresponding Secretary shall notify each active member in good standing of the ticket of nominees at least thirty (30) before the Annual Meeting Club (to be held on April 3, 2014)."



Club Trips for 2014

RIX GANO, 2ND VICE PRESIDENT

Here are the Club Trips for the next couple of months. Join us!

2014 TRIPS:

TRIP DATE	TRIP & LEADER
March 8	Sierra Trip #3 by Yash Iseda, John Lincoln, Dan Rivett; Pre-Trip & Workshop March 1.
May 4-8	Green River by Jeff Sadler; Pre-Trip meeting April 23.
June 28	San Diego Jam V by Joe Austin; Pre-Trip meeting June 18.
July 11-15	3 rd Annual Cottonwood Lakes by Jim Garvey; Pre-Trip meeting July 2.
July 19	Brookie Bash in the Sierra by Jeff Sadler, Pre-Trip meeting on July 9.

Trip locations and dates are subject to change so monitor Target Talk or the Web Calendar for the latest information. Pre-Trip Meetings are held at the clubhouse starting 7:00 PM. Pre-Trip Workshops are held in the clubhouse starting at 9:00 AM. Please contact me if you have any suggestions or questions at 310-291-3963 or rgano1@yahoo.com.



RE/MAX
ESTATE PROPERTIES
RANCHO PALOS VERDES



Howard Uller MA, MSW
Palos Verdes Specialist
BRE# 01912038
5 Miraleste Plaza
Rancho Palos Verdes, CA 90275
(310) 507-3298
uller@ca.rr.com

 Each Office is Independently Owned and Operated

Casting Instructors' Workshop

LARRY BERG, MEMBER



This year's Casting Instructors' Workshop will be held on Saturday, April 12, 2014. The workshop will begin at 9:00 AM and wrap-up about 12:00 PM.

As always, the purpose of the Workshop is to set the standards of instruction and to facilitate the creation of a learning environment in which all the instructors are on the same page. To accomplish this goal, the Workshop will review the three basic casts taught in the Beginning Clinic, with special focus on casting essentials, common faults and comprehensible fixes.

For a couple of reasons, Workshop attendance will again be mandatory for all Beginning Casting Clinic instructors. First, we want to help each volunteer become a more effective instructor. For example, it turns out the reason for wind knots has very little to do with wind and very much to do with the path of the rod tip. Knowing the relationship between rod tip path and loop formation, together with a systematic method of diagnosis, will help instructors help their students.

Second, we need to know who will be teaching in order to create four balanced groups of instructors. We hope this "one and done" approach will make it easier for club members to take part in the annual event that draws so many participants to the Long Beach Casting Club.

No prior registration is necessary. Workshop participants need only to show up at on Saturday, April 12. Please contact Larry Berg or Mark Allen with any questions or concerns.



Wow!

YASH ISEDA, TRIP LEADER

Another great February trip was enjoyed by more than 35 members and guests on the Lower Owens. The weather was beautiful in Bishop, with snow on the mountains and temperatures in the 60s.

Fishing was excellent for everyone including those new to fly fishing. A variety of techniques showed the variety of methods one can use to catch fish—soft hackles, nymphs and dries were all working on this trip. The flies that proved the most successful were the WD-40, Pheasant Tail, rock worms, midges and an assortment of soft hackles. Everyone enjoyed getting together at the traditional Pizza Factory dinner on Saturday night, sharing stories and socializing. All in all it was another successful trip.

The final trip to the Lower Owens is scheduled for March 6–9 with a Workshop/Pre-Trip on March 1, from 9:00 am to noon. The Workshop is open to everyone and if you are planning to attend the March Trip and are new to fly fishing, it is highly recommended that you attend. The amount of information that you will receive can't help but make you a better fly fisher!

Please take note for all of you who have to retake their driver's test or any other dealings with the DMV—I went into the Bishop office on the Thursday before the trip and did not wait (no, I did not have an appointment!) to take the test! I walked in, took a number and before I sat down they called my number... Please come and join us in Bishop in March.

The Green River Trip Approacheth...

JEFF SADLER, PAST PRESIDENT

Don't you love "approacheth"... Well anyway, we will be there in early May and this remains the premier Long Beach Casting Club annual fishing trip. We are already starting to sign up and have more slots than last year.

This is my favorite trip to my absolutely favorite river. You must be an adequate caster and fisher but not advanced.

- Where?** Green River tailwater below Flaming Gorge Reservoir, Dutch John, Utah.
- When?** Arrive May 4, 2014 and leave May 9, 2014.
- Sleep?** Five nights at Red Canyon Lodge. Best in the area, cabins with bedroom (two beds), bathroom, living room with fridge and



- Eat?** microwave.
Wherever you want to. Lunch provided by guides on float days.
- Guides?** Two days guided float on Section A or B are included in the price. Two days walking on your own. Guides can be arranged for more than two days if you wish.
- Fish?** Big Browns, big Rainbows, big Cutthroats, big Cutt-bows (did I say "BIG"?).
- Beauty?** You cannot believe how beautiful the view is from the overlook near our hotel. The river itself runs through a spectacular red rock and green tree lined slot canyon. The drive from Salt Lake is a geology tour.
- Weather?** Yes...and if you don't like it, wait a minute, it will change.
- Cost?** Approximately \$790 includes five day lodging at Red Canyon Lodge and two days guided fishing by Trout Creek Flies.
- Travel?** Drive in 14-18 hours or, fly to Salt Lake, rent a van and drive for 4 hours.
- Sign-up?** With Marriott's but, sign up early and you get a 10% discount in the store.

WARNING: Most of you know I am never at a loss for words but this trip cannot be described in less than novella length. **BE THERE!**

More later with exact prices and options (more or less guides, more or less rooms, etc.) but in the meantime you can call me (310-377-38680 or email me (fotofish@verizon.net)).

Proposed By-Laws Changes

JIM THOMASON, PRESIDENT

There are two proposed amendments to the club's By-Laws which have both been reviewed by the Board of Directors with a recommendation that both be voted on at the upcoming Annual Meeting to be held Thursday, April 4th (see your roster for the text of the existing by-laws). As required by the by-laws, announcement of the proposed amendments must be made at least 30 days prior to the meeting. The proposals are as follows:

#1 - Incorporating Project Healing Waters Funds

In order to facilitate timely and efficient handling of funds generated for and spend on behalf of our Project Healing Waters program, a change to the by-laws in Article III Subsection 7 has been proposed to allow those funds to be stored at our bank (in a separate subsidiary account) rather than at the national Project Healing Waters office. The following would be appended to that section:


Under the direction of the Long Beach Project Healing Waters Program Lead, funds collected and used for the running the Long Beach Project Healing Waters program may be kept in a separate subsidiary account in the same bank as the club under the same Employer Identification Number (EIN). These funds are independent of the club and for the exclusive use of the Long Beach Project Healing Waters program. All checks drawn on this account are to be signed by the Program Lead or Assistant Program Lead. An annual report will be submitted to the Board of Directors detailing income and expenses to be included with the clubs' annual tax filing.

#2 - Change the signature requirements for checks less than \$500:

In order to provide more timely reimbursement to

club members making minor expenditures on behalf of the club, the following changes to Article VI, Subsection 7 are proposed which will allow checks less than \$500 to be signed by either the treasurer or the president rather than both. It further stipulates that funds for Project Healing Waters are handled separately from other club funds. Reference to a club safety deposit box has been eliminated as the club no longer has such a box:

It shall be the duty of the Treasurer to collect all dues and deposit them in the bank handling the club account, and shall pay out such bills as have been properly audited and approved by the President and Board of Directors. The Treasurer or President shall sign all checks and all savings that are to be drawn on the clubs accounts. For checks in excess of \$500, the checks shall be signed by both the Treasurer and either the President or Immediate Past President. In the absence of the Treasurer, the above-mentioned forms may be signed by the President and the Immediate Past President. Long Beach Project Healing Waters funds are separate from the club and are to be handled exclusively by the Project Healing Waters Program Lead and Assistant Program Lead.



Fly of the Month: John's Damselfly Nymph

JOHN VAN DERHOOF, EDITOR

Recently I was browsing through Ernest Schwiebert's classic book *NYMPHS* and I realized that there is one insect that seldom receives the attention that it is due. That insect is the damselfly and it is one that is so common and an incredibly popular part of many game fishes diet. It can be found in almost every lake that you could fish as well as in slow moving sections and sloughs of many rivers and streams.

Damselfly's can be found near aquatic vegetation where, as ambush predators, they lie in wait for prey. They are available to fish as a food source at this time but not nearly so as when they hatch. Hatching occurs between spring and summer but is generally heaviest during the late spring. During their hatch they crawl across the bottom or swim slowly to the shore where they crawl up onto structure and metamorphose into a flying adult. It is during this time that the fish cruise the shoreline while the damselfly nymphs come to them. Be sure to talk to our many members who live near Henry's Lake in Idaho about their famous damselfly hatch.

This is an excellent pattern for trout and bass alike and you should always have some handy when you are fishing in stillwater. Be sure to fish it as slowly as you can as damselflies are not noted for their speed. The beadchain eyes help impart a more realistic action as the naturals tend to dive towards cover when a predator approaches.


Materials for tying the damselfly nymph:

Hook:	3XL hook similar to Mustad 9672 or Tiemco 5263 in sizes 16 to 6
Thread:	Dark brown 6/0 or 8/0
Tails:	3 or 4 strands of olive or brown marabou from blood feathers
Rib:	Fine gold or copper wire
Body:	Olive or brown wool yarn or Hairline Ice dubbing dressed very thin
Thorax:	Olive or brown Hairline Ice dubbing
Wingcase:	Dyed olive or brown pheasant center tail
Hackle:	Brown Hungarian partridge feather
Eyes:	Small bead chain painted or marked black



Instructions for tying the Damselfly nymph:

- 1 Place the hook into your vise in the conventional manner. Attach the thread to the hook behind the headspace and wind smoothly back to the bend of the hook. Remove about 3 to 4 fluffy strands from a marabou blood feather for the tail and tie it in—they should be thick rather than thin if possible. The tail should be about one-third the length of the hook shank.
- 2 Tie in the wire ribbing low on the back side of the hook. Tie in the wool yarn for the body. If the yarn is more than 2 ply then remove the extra strands, as this will keep the body thin. Wind the wool yarn smoothly up two-thirds the length of the hook shank with little or no overlap. You should untwist (counterclockwise) the yarn slightly with every turn to help keep the wraps flat and thin. Wind the wire ribbing in the opposite direction about 4 to 6 turns. If you decide to use dubbing be sure to keep it as thin as possible. Damselflies have very thin abdomens!
- 3 Prepare a section of dyed pheasant center tail about ¼" to ½" wide and coat it with Flexament or head cement and tie in at the end of the body with the end to be folded over pointing towards the tail. Apply dubbing to your thread and wind the dubbing for the thorax to a point behind the headspace. Pick the dubbing out which will help simulate its legs and gills.
- 4 Prepare the partridge hackle by gently stroking the barbs out perpendicular to the stem. Tie the hackle in by the tip on the underside of the hook and wind the hackle 2 to 3 turns and pull all the hackle to the underside of the hook. Be careful not to overhackle the fly. Using the thorax dubbing to help to help fill the hackle out, support the partridge and add motion will be much more effective. Tie in the bead chain eye using X-wraps and wind a small amount of dubbing around and in front of the eyes. Be sure one of those dubbing wraps goes all of the way around the bead chain or you will exposed thread wraps on the underside of the eyes.



- 5 Pull the wingcase over the top of the thorax and between each side of the bead chain eyes and tie it down at the headspace. Form a small, neat head and whip finish to complete the damselfly nymph.

Our New Members

MICHAEL FLEDER,
MEMBERSHIP SECRETARY

At the February 3rd Board of Directors Meeting, applications were approved of the following new members:

- ❖ David Delprato
- ❖ Jack Hayes
- ❖ John Bosowski
- ❖ Elio Yanes
- ❖ David Dwyer
- ❖ Hal Beaty
- ❖ William Cates
- ❖ John Parodi
- ❖ Ronald Young
- ❖ Vaughn Allen
- ❖ Bruce Jeske
- ❖ Mark Endres
- ❖ Arthur Daily

Please greet and welcome our newest member at the club's next Monthly Meeting!

Maggie Merriman Entomology Workshop

JOHN VAN DERHOOF, EDITOR

On Saturday, March 16, 2014 join Maggie Merriman at the Long Beach Casting Club for her 16th Annual Basic Entomology Workshop for Fly Fishers.

You will learn how to “MATCH THE HATCH” and how to select the correct fly for a given situation. Maggie stresses the use of common English names and not the biological “Latin” names many associate with entomology, so you can leave your *Acroneuria californicas* and *Tricorythodes minutus* at home.

The class will begin around 9:00 AM and run until 1:00 PM. The cost for the workshop is \$50.00 and includes samples of insects, corresponding flies

and an extensive handout. Bring a snack, note pad and some fly boxes to look at and compare the insects.

You must Pre-Register for the workshop by March 8, 2014 by mailing the fee to: Maggie Merriman, 20852 Surge Lane, Huntington Beach, CA 92646, or you can call her with any questions you may have at 714-964-7972. You will receive an exact map of the location upon registering.

This is a great class for the beginning fly fisher. It provides a lot of very practical knowledge that will allow the individual to make proper choices when selecting a fly at streamside.



SIERRA PACIFIC FISHING ADVENTURES YOUR FLY FISHING DESTINATION & RESORT OUTFITTER FLY FISHING EXCURSIONS • CLASSES • PRIVATE INSTRUCTION

2013–14 On-the-River-Clinics with

JOE LIBEU, FFF MASTER CERTIFIED CASTING INSTRUCTOR AND KATHY KIM, FFF CERTIFIED CASTING INSTRUCTOR

Join us for a weekend of educational experience designed for anglers of all levels who wish to improve their success on the streams. You will be introduced to:

Reading the Water & Stream Structure ❖ Entomology & Fly Selections ❖ Knots & Nymph Rig Systems
Casting Applications ❖ Short and Long-Line Presentations ❖ Wading Safety

The clinic is limited to a maximum of 6 students. The \$300 tuition includes 2 full days of on-the-stream instructions and streamside lunch. Not included are lodging, tackle, other meals, licenses and transportation. Dates are subject to change based on local conditions.



2013–14 Clinic Schedule: Beginning: October 19-20, November 9-10, December 7-8, February 15-16, March 8-9; Advanced: October 26-27, November 16-17, December 14-15, February 22-23, March 22-23; Annual Women's Clinic: December 7-8

Contact Joe at (310) 749-6771 (fishlgf@ix.netcom.com) for more information or to sign up. For the Women's Clinic, please contact Kathy at (714) 290-6930 (kksdfa@yahoo.com).



Sierra Pacific Fishing Adventures • 3901 Brayton Ave., Long Beach, CA 90807 • (310) 749-6771 • www.joelibeufllyfishing.com

Calendar of Events

March

1	Saturday	9:00 AM	Lower Owens Workshop and Pre-Trip
3	Monday	7:00 PM	Board of Directors' Meeting
4	Tuesday	7:00 PM	Beginning Fly Tying #16: Royal Wulff
5	Wednesday	7:00 PM	Fly Tying Forum
5-9	Wed.-Sun.		Fred Hall Show
8-9			Club Trip: Lower Owens #3
12	Wednesday	7:00 PM	Fly Tying Forum
15	Saturday		Basic Entomology w/Maggie Merriman
19	Wednesday	12:00 PM	Nooner Lunch
		7:00 PM	Fly Tying Forum
22	Saturday		Double Haul Ball
26	Wednesday	7:00 PM	Fly Tying Forum
27	Thursday	7:00 PM	Monthly Meeting: British Columbia w/Kelly Laatsch
26-30	Wed.-Sun.	8AM to 5PM	IFFF: Casting Continuing Education

April

2	Wednesday	7:00 PM	Fly Tying Forum
3	Thursday	7:00 PM	Annual General Meeting (Elections)
8	Tuesday	7:00 PM	Beginning Casting Clinic - Orientation
9	Wednesday	9:00 AM	Conservation Team at San Gabriel
		7:00 PM	Fly Tying Forum
12	Saturday	9:00 AM	Casting Instructor's Clinic
16	Wednesday	12:00 PM	Monthly Noon Lunch
		7:00 PM	Fly Tying Forum
20	Sunday	5:00 PM	Awards & Installation Banquet
22	Tuesday	7:00 PM	Beginning Casting Clinic - 1 st Night on the Pond
23	Wednesday	7:00 PM	Fly Tying Forum
		7:00 PM	Pre-Trip: Green River Trip
29	Tuesday	7:00 PM	Beginning Casting Clinic - 2 nd Night on the Pond
30	Wednesday	7:00 PM	Fly Tying Forum

May

4-8	Sun.-Thu.		Club Trip: Green River, Utah
6	Tuesday	7:00 PM	Beginning Casting Clinic - 3rd Night on the Pond
7	Wednesday	7:00 PM	Fly Tying Forum
12	Monday	7:00 PM	Board of Directors' Meeting
13	Tuesday	7:00 PM	Beginning Casting Clinic - 4th Night on the Pond
14	Wednesday	9:00 AM	Conservation Team at San Gabriel
		7:00 PM	Fly Tying Forum
20	Tuesday	7:00 PM	Beginning Casting Clinic - 5th Night on the Pond
21	Wednesday	12:00 PM	Monthly Noon Lunch
21	Wednesday	7:00 PM	Fly Tying Forum



 <p>Bob Marriott's FLYFISHING STORE</p> <p>www.bobmarriotts.com info@bobmarriotts.com 2700 W. Orangethorpe Ave Fullerton, CA 92833</p>	<p>GOING GREEN...</p> <p>We now offer a full service Equipment Recycling Program that saves resources.. and puts some "green" on an account for you here at the shop!</p> <p>www.bobmarriottsflyfishingstore.com/going-green</p> <p>Store (714) 525-1827 Travel (714) 578-1880</p> 
--	---



**SIERRA
PACIFIC**
FISHING ADVENTURES

YOUR FLY FISHING DESTINATION
& RESORT OUTFITTER

FLY FISHING EXCURSIONS • CLASSES
PRIVATE INSTRUCTIONS
(310) 749-6771

3901 Brayton Ave., • Long Beach, CA 90807 • www.spfadventures.com



hotel CURRENT

NIA ENG
DIRECTOR OF SALES

5325 e. pacific coast highway • long beach, ca 90804
direct 562.597.1341 x 117 • facsimile 562.597.8741
nia@hotelcurrent.com • www.hotelcurrent.com