

Highlights

- ❖ Fly of the Month: Green Butt Skunk
- ❖ Club Trips for 2014
- ❖ 3 Month Calendar

Inside

- Page 3: Joe Libeu & "An Evening on the Bighorn"
- Page 5: Help Wanted!!!
- Page 7: LBCC & PHWFF Presents: "The Sweat Shop"

Target Talk

Newsletter of the Long Beach Casting Club, Established 1925

January 2014

www.longbeachcastingclub.org

(562) 433-9408

Leader's Line ...

New Year, New Opportunities

JIM THOMASON, PRESIDENT

Where did last year go? If you're like me and you didn't fish as much as you would have liked, make plans now to fish more this year. I'm finding that if I don't commit (namely in writing in my calendar) life has a way of filling in the time for me. Since we're not on a calendar year, we don't have all of our outings lined up yet for 2014. However, don't let that stop you as we have several annual outings you can commit to now (three Lower Owens trips, Green River in May, Brookie Bash in July, Redding in October) and Rix is cooking up a list of new trips as well. Make a point to fish some water you've never fished before. If you've never been to the Big Horn River, make sure to attend our January meeting where member Joe Libeu will tell you all about it.

We have three trips to the Lower Owens starting with trip number one January 11-12. The Lower O is a wonderful place to fish. It's easy to wade (especially this year), there are very few obstructions to catch your fly, and there are lots of fish. The temperatures are usually very pleasant during the day and the Saturday night pizza is very entertaining. Some of us will also be floating the reservoir. Back by popular demand is our Lower Owens Workshop Saturday, January 4th where you'll learn all about rigging plus numerous tips to make your trip more successful. We have a workshop scheduled for each trip.

If you can't get out a lot, we have a lot of other fishing activities. Consider attending a meeting (or 2 or 3) or our Nooner Lunch, taking our fly tying class, building a rod, casting in our games, floating a lake or bay, serving on the board, or introducing someone new to the club. If you've done all that consider helping with any of the above.

For you beginning fly tiers out there, drop in on the Tuesday night tying classes and hone your skills. If you're already proficient, give some one-on-one attention to a beginner. We now have a second tying venue as Howard Uller and Jun Watanabe are hosting our weekly Fly Tying Forum on Wednesday nights. Topics will vary but it's a great way to get some tying done and share in some camaraderie.

Get out your calendar and write down some dates. We offer a tremendous variety of activities but you'll have to be there to enjoy them. Make plans to join us for a few events this year.

New Nominating Committee

CRAIG BOND, CORRESPONDING SECRETARY

It's time again to assemble a new Board of Directors for the next year, 2014–2015. We all know it takes many dedicated members to make a club successful and the Nominating Committee is looking for a few good men and women. This is a bit more demanding in terms of time and commitment than simply being a regular member, but the rewards are proportionally greater. Believe me, you will get to work with wonderful folks and discover out what an outstanding organization we have.

If you are interested in participating on the Board of Directors yourself or if you would like to suggest a member that would be a good candidate, please get in contact with any of the following newly appointed members of the Nominating Committee for consideration: Joe Libeu, Alan Ross, Rick Hilles and Mick Woodbury. This in accordance with Section VIII, Item 2 and 4 of the Constitution and Bylaws of the Long Beach Casting Club. Club members will be notified of the slate of nominees at least 30 days before the Annual Meeting to be held on April 4, 2013.



Our New Members

MICHAEL FLEDER, MEMBERSHIP SECRETARY

At the December 3rd Board of Directors Meeting, applications were approved of the following new member:

- ❖ Steve Timm
- ❖ Sue and Bob Ferck
- ❖ June and John Klabacha

Please greet and welcome our newest member at the club's next Monthly Meeting. Here's wishing them a lifetime of healthy hatches and tight lines.

OFFICERS

PRESIDENT

JIM THOMASON
(626) 357-6050

1ST VICE PRESIDENT

PABLO GRABIEL
(562) 652-3771

2ND VICE PRESIDENT

RIX & YUMI GANO
(310) 291-3963

CAPTAIN

TO BE DETERMINED
❖ ❖ ❖

MEMBERSHIP SECRETARY

MICHAEL FLEDER
(310) 502-3611

TREASURER

TONY SMITH
(626) 688-6797

CORRESPONDING SECRETARY

CRAIG BOND
(818) 730-5745

FACILITIES & POND

GEORGE SIEWARD
(562) 209-4797

SENIOR DIRECTOR

BILL BOEHLERT
(714) 374-6491

JUNIOR DIRECTOR

RICH GARRETT
(562) 422-9696

TARGET TALK EDITOR

JOHN VAN DERHOOF
(562) 424-7313

Joe Libeu and "An Evening on the Bighorn"

PABLO GRABIEL, 1ST VICE PRESIDENT

Sometimes you just have to go along with the flow. Like when your partner starts reading up on American History. Now they are into all about the opening up of the west. Then you hear those fateful words, "You know Dear, I would just love to visit the Little Bighorn Battlefield and where Custer's last stand took place. It is just so rich in the history of our country's lore, the making of legends about the west. What do you think?" You light up like a Christmas tree and, if you are like me, you say, "Gosh, if that's what you want to do, why not."

To help you with what you need to be packing for your trip we have Joe Libeu presenting at our January meeting. So come and find out about fly fishing the Bighorn River.


The Bighorn River originates in Wyoming and flows into the Yellowtail dam in Montana where it becomes a world class tail water fishery. The water flowing out of the bottom of the dam goes into the after bay that is intended to warm the water before it dumps into the Bighorn River in Fort Smith and flows north into the Yellowstone River. The Bighorn River recreation area was opened to the public in 1981 and has been drawing fly fishers to it since then. The river is a blue ribbon fishery that is noted to have the greatest number of fish per mile of any river in Montana. The river is made up of Brown and Rainbow trout, Golden Eye, Carp, Walleye and Whitefish.

The program for the January meeting will cover the makeup of fishing the Bighorn, a River for all Seasons. You will be exposed to the different seasons and what to expect, methods of fishing, patterns, equipment and everything necessary to become successful.

While nymph fishing is the most productive method of fishing, the river has caddis, mayfly, stonefly and

midge hatches that can be very prolific during certain times of the year. In addition to these hatches, some of the best top water fishing is the hopper and flying ant fishing that generally begins in late July and can continue through August.

Join us for an evening of education presented by Joe Libeu who has been fishing this fishery since the early 1990s.



Free Admission for Working the Fred Hall Show

RICK LONG & JOHN STINE, MEMBERS

The Fred Hall Show will be held at the Long Beach Convention Center starting on Wednesday March 5, 2014 through Sunday, March 9, 2014 (Wednesday through Friday from 1:00 PM to 9:00 PM; Saturday from 10:00 AM to 9:00 PM and Sunday from 10:00 AM to 7:00 PM).

Volunteers are needed each day to help work three-hour or four-hour shifts in the morning, afternoon or evening. If you volunteer to work the show, you will get in free!

Please contact: Rick Long at 310-375-6900 or by email at vglong1@aol.com or; John Stine at 562-431-2817 or by email at jmastine@verizon.net

2014 Southwestern Tournament


MARK TSUNAWAKI, PAST PRESIDENT

Attention! All volunteers and tournament casters! We need to start planning for the 2014 Southwestern Casting Tournament. The tournament will be held on February 15 and 16, 2014.

Our first meeting will be Monday, January 13, 2014, at 7:00 PM at the clubhouse. As in previous tournaments we need help with set up, take down, clean up, breakfast (Saturday), lunches (Saturday and Sunday), Saturday night banquet, scorekeepers, equipment checkers and other helpful miscellaneous positions.

The success of this tournament is always due to efforts provided by our host of the volunteers. Even if you are a new member of the club, this is a great way to get active in activities other than just fishing trips. Come out and see what tournament casting is about and why many casting instructors tell you to try to cast to a target when practicing. I think you will be quite impressed by the ability of many of the participants! Maybe soon, you too will participate in tournament casting.

So please mark your calendar for the planning date (January 13, 2014, 7:00 PM) and tournament dates (February 15–16, 2014) all at the clubhouse.



Club Trips for 2013

RIX GANO, 2ND VICE PRESIDENT

Here are the Club Trips for the next couple of months. Join us!

2014 TRIPS:

TRIP DATE	TRIP & LEADER
Jan. 11, 2014	Sierra Trip #1 by Yash Iseda, John Lincoln, Dan Rivett (Pre-trip Workshop 1/4/2014)
Feb. 8, 2014	Sierra Trip #2 by Yash Iseda, John Lincoln, Dan Rivett (Pre-trip Workshop 2/1/2014)
Mar. 8, 2014	Sierra Trip #3 by Yash Iseda, John Lincoln, Dan Rivett (Pre-trip Workshop 3/1/2014)

Trip locations and dates are subject to change so monitor Target Talk or the Web Calendar for the latest information. Pre-Trip Meetings are held at the clubhouse starting 7:00 PM. Pre-Trip Workshops are held in the clubhouse starting at 9:00 AM. Please contact me if you have any suggestions or questions at 310-291-3963 or rgano1@yahoo.com.



RE/MAX
ESTATE PROPERTIES
RANCHO PALOS VERDES



Howard Uller MA, MSW
Palos Verdes Specialist
BRE# 01912038
5 Miraleste Plaza
Rancho Palos Verdes, CA 90275
(310) 507-3298
uller@ca.rr.com
Each Office is Independently Owned and Operated

Help Wanted!!

RICK HILLES & JOE LIBEU, PAST PRESIDENTS

As co-chairs of the Nominating Committee, Joe Libeu and I encourage you to consider helping the club by participating on the Board of Directors.

You may not be an expert caster or a gifted fly tier but by participating on the board you can use your talents: (communication, organization, experience, problem solving) and your time to give back to the club in return for some of the benefits you have received as a club member. The board provides an important role: to oversee the operation and well being of the club.

In the spirit of the holiday season, a gift of your time and talent will be much appreciated. Also this is the time when the nominating committee (Al Ross, Mick Woodbury, Joe and myself,) has the task of finding volunteers suitable for various jobs on the board and who are willing to attend meetings on the first Monday of the month for the upcoming club year.

The board involves the following positions:

SR. DIRECTOR: Provides advice and counsel to the President and the board; filled by a past president.

JR. DIRECTOR: Provides advice and counsel to the President and the board; filled by the immediate Past President.

PRESIDENT: Chairs the Board meetings; appoints chairs of committees and activities; represents the club: usually filled by someone who has prior experience on the board.

1ST VICE PRESIDENT: Responsible for monthly meetings including speakers/programs; runs the Venison Stag dinner.

2ND VICE PRESIDENT: Coordinates monthly club trips

TREASURER: Responsible for financial operations of the club and providing the board with financial reports; writes checks.

CAPTAIN: Oversees casting programs.

MEMBERSHIP SECRETARY: Keeps track of new and existing members; provides membership information for target talk and the roster; welcomes new members; takes care of membership renewals.

FACILITIES & RECORDING CHAIRMAN: Responsible for the club house and the casting pond; keeps records on casting.

CORRESPONDING SECRETARY: Responsible for club documents; summarizes minutes from board meetings.

As a board member, you need to have: a willingness to serve your club; communication skills, and the ability to work with others. For treasurer you need business or finance experience. Membership requires someone who can organize data and find your way around an Excel spread sheet.

Ironically, for a Casting club, the one job we did not fill last year was the Casting Captain. We really need someone for the coming year.

If you are interested in any of these positions or if you would just like to help out with any of these jobs or if you would like to nominate someone for consideration, please let me (714-313-0666; legacygroup@cox.net) or Joe (310-749-6771; fishigf@ix.netcom.com) know or any one of the nominating committee members.



Expanded Pre-Trips for the Lower Owens Trips

JEFF SADLER, PAST PRESIDENT



*"The Lower O is the best stream...**EVER**", Ernest H.*



*"The fish are **HUGE** on the Lower O", Zane G.*

Class and Pre-trip: Saturday, January 4
from 9:00 AM until Noon and
the Lower Owens Fishing #1 Trip, January 11-12

No, this activity does not require ice skates. Generally beautiful high desert winter days in the 50s or 60s with full sun (unless it snows and the wind blows). The January Lower Owens trip is by far the most popular LBCC trip and for several good reasons. The first three reasons are Danny, Yash, and John who know how to throw a party. They have already arranged discounts at some Bishop motels, reserved the party room at the Pizza Factory and will provide a 6' sub for lunch on Saturday.

Even more good reasons include the experienced LBCC members who will meet at the bridge in the morning and spend the day with rookies who are just starting their fly fishing journey. There are four variables this time of year: What is the river doing, what are the bugs doing, what are the trout doing, and what is the weather doing? We generally get three out of four right but you never know which three.

Back by popular demand, an extended Pre-Trip instructional seminar for beginners to the Lower Owens in Bishop. Dan Rivett, Yash Iseda, and John Lincoln, sponsors of the Jan/Feb/Mar Lower Owens trip, put on a Saturday beginners class specific to that trip on that river. They roped the big doofus (me) into helping. We have learned that many are, how do I say this politely, clueless on set-up and basic equipment.

So, we have developed a short clinic telling what we use and why. You will be amazed at how similar experienced fly fishers are and then shocked by some of the differences between us. All we are doing is telling you what each of us do, in all fishing situations it is up to you to learn as much as you can and select the method that suits you best.

This is not at all as comprehensive as Joe Libeu's ON-THE-RIVER CLINIC as we don't go into casting, entomology, reading the water and several other issues, Just the most basic stuff. This is also a Pre-Trip Meeting where locations, times, food, flies, etc. are covered.

All are welcome whether you're going on the trip or not. This is aimed at beginners who need basic help in rigging lines, leaders, etc. plus fly selection and what a basic vest ought to have in it (and not...)



LBCC & PHWFF Presents: "The Sweat Shop"

JEFF SADLER, PAST PRESIDENT

Yes, you too can experience life as a third world fly tyer, the only difference is you will receive \$0.00/hour for your efforts. However, if we can tie 100 dozen flies Project Healing Waters can sell these for approximately \$2,000 to support our wounded warriors fly fishing journey.

You will get way more in personal satisfaction as you donate to a wonderful cause sponsored by the best club, LBCC, for the best PHWFF unit, LBVA Hospital. And even better, any materials you donate you are donating to a 501c3 organization and another reward awaits you at tax time.

We will have some materials available but you are encouraged to bring your own favorite stuff. We are a bit short on hooks so you may want to bring your own.

This is not a class although there will be some very good tyers for advice. This is heads down production and maybe some socializing but we want both quality and quantity. If you can't make the event you can donate a couple dozen flies, they will be gratefully accepted.

WHEN & WHERE: Saturday, January 18th from 8ish to 5ish (or anytime in between that you can spare) at the Clubhouse and be sure to bring a lunch.

What flies? Attached is a list of standards but whatever you tie best, or fish best, or you are in love with. I think saltwater flies will sell best at the Fred Hall show but hey, what do I know?



DRY FLIES

SIZE: 16-20

Adams
Blue-Winged Olive
Elk Hair Caddis
Green Drake
Hemingway Caddis
Hot Creek Caddis
Royal Wulff
Sierra Bright Dot
Sparkle Dun

SIZE: 20 & SMALLER

Griffiths Gnat
Picky Fish Killer

NYPHPS

SIZE: 16-20

Brassie
Cased Caddis
Copper John
Halo
Hares Ear
Pheasant Tail
Rock Worm
Zebra

EMERGERS

SIZE: 18-20

RS-2
WD40

SOFT HACKLES

SIZE: 12-14

Kobi Killer
Partridge and Green
Any color any style

SALTWATER

SIZE: 12 PLUS

Clouser Minnow
Crazy Charlie
Lefty's Deceiver

OTHERS

Ants, Hoppers, etc.
Humpy
Matuka
Stimulator
Woolly Bugger
Zonker



2013 FLYBUY

February 8, 2014

9:00 AM - 3:00 PM

*Great Buys on New and Used Tackle
Benefits the Southwest Council Federation of Fly Fishers*

**Fly Tying Demonstrations ♦ Garage Sale
Casting Instruction ♦ Silent Auction**

**Lunch & Admission \$10 for IFFF Members,
\$15 for Others**

**LONG BEACH CASTING CLUB
4901 East 7th Street Long Beach, CA 90804**

Fly of the Month: Green-Butt Skunk

JOHN VAN DERHOOF, EDITOR

There is one type of fly that I prefer to tie to all others—steelhead flies. This goes back to my start in fly-tying more than 50 years ago now while hanging out in Ball & Frank's Sporting Goods in downtown Long Beach. I became fascinated by their shape and the bold colors they often employ. For these reasons I will invariably find a way to tie one even if I have to get more needed fishing flies done.

The Green-Butt Skunk is the one steelhead fly I choose to tie most often. It's fun to tie, good looking and fishes great. It is also a pattern that can be tied in a variety of differing styles. For those of you who like tying flies modeled after the traditional Atlantic salmon Spey patterns of Scotland the Green-Butt Skunk is a perfect choice. The version that I would like to introduce has a unique winging technique that produces a fly that is virtually indestructible. Developed by the late Ed Haas, the wing is first tied in pointing forward and then after rest of the fly has been tied, is folded back to its normal position. This results in a wing that is almost impossible to pull out and can also be adjusted in how high it sits in relationship to the body. The same technique can also be used with hackle tip wings.

Another technique used in month's fly is use of mylar tinsel underneath floss. Look at a fly with a floss body that is wet. Is it the same color as when it was dry? Of course not; it's much darker isn't it. With tinsel underneath, the floss it will not change color and will actually appear brighter when wet thus enhancing the visibility of your fly.

If you are planning a trip to go steelhead or salmon fishing in the Pacific Northwest or Alaska then the Green-Butt Skunk is a great fly to tie. Heck, I've caught fish in Crowley using this thing—stupid fish maybe but fish! It's also a great change of pace from all of those #18, #20, #22, #24 or smaller "picky fish killers" you have been tying...

Materials for tying the Green-Butt Skunk:

Hook: Daiichi, Partridge or Tiemco
Salmon style with looped eye
in sizes 10 to 3/0

Thread: Primrose (pale yellow) 6/0 or
8/0

Wing: White skunk, calftail or bucktail

Tip: Silver mylar tinsel

Butt (Tag): Fluorescent green floss over
silver mylar tinsel

Tail: Red hackle fibers

Ribbing: Fine oval silver tinsel

Body: Black Angora goat dubbing


Hackle: Black dyed rooster

Head: Any color you wish...



Instructions for tying the Green-Butt Skunk:

- 1 Attach the thread near the mid-point of the hook and wind forward to a point just before the end of the looped eye. Remove a clump of 20 to 30 white skunk hair fibers and remove all of the short basal hairs and fluff. Pass the hair between the shank and the loop of the eye and slide it forward into the headspace. If you have difficulty squeezing the hair in between then you are either using too much hair or the lacquer coating the hook has clogged the space between. The tips should be above the hook and tilted forward and the butt ends below and tilted back. While holding the butt ends and the hook securely, fold the wing back to measure its final length—it should not go past the bend of the hook. With the wing tilted forward again secure the wing with a few tight wraps, trim the butt ends at an angle, and then wind the thread over the top of them back to the mid-point of the hook.
- 2 Cut off a 6-inch piece of mylar tinsel and tie it in on the underside of the hook. Wind the tinsel edge to edge, without any overlap, down to spot directly over the point of the hook and then back to the mid-point. Tie in a 3-inch long piece of fine oval tinsel and a couple of strands of fluorescent green floss along the underside of the hook. Pull the tinsel back toward the bend of the hook and wind the floss over the top of the oval tinsel and the mylar tag. Advance the floss about halfway down the mylar tag and the back to the start mid-point.
- 3 Apply small amounts of Angora goat hair to your thread creating a dubbing rope and wind it forward to just behind the wing. The body should be thin but spiky in appearance. Now take the oval tinsel and wind 5 evenly spaced turns around the hook and tie it off.
- 4 Select a black rooster hackle and fold the hackle fibers to one side. If this is a technique that you have not learned yet don't worry, just pull the fibers out perpendicular to the stem. Tie the hackle by the tip and wind 4 to 8 turns depending



on the size of the fly. For those who didn't fold the hackle be sure to pull the fibers back toward the bend after each wrap. A folded hackle requires practically no preening.

- 5 Grab hold of the wing and fold it back over the body. Sometimes it helps to try and smash it down with your thumb and forefinger. Firmly wind the thread up the base of the wing forcing it into the desired position. A higher wing in a heavy current will work a little better than a low wing and the opposite holds true in slower currents. When the desired wing height is achieved wind forward smoothing out the head and whip finish. Apply a black marking pen to the head, apply a drop of head cement and the fly is complete. If you would like the head in another color then apply a lacquer to the head in a couple of thin coats.

Note:

If you would like to turn the Green-Butt Skunk into a Spey pattern with their distinctive long, flowing hackle then tie the fly as described above until you get to the hackle. Substitute a black dyed blue-eared pheasant hackle or a marabou blood for the rooster hackle. Prepare the marabou blood removing the fibers from the left side of the stem as you hold it with the best side up. Tie the feather in by the tip and wind until you get the desired amount but don't make it too thick. I like to put a Guinea fowl hackle on the front of the marabou Spey hackle. Prepare the Guinea fowl hackle in the same way as the rooster hackle and wind it about 3 or 4 turns. Finish the fly in the same fashion as above.

Maggie Merriman Entomology Workshop

JOHN VAN DERHOOF, EDITOR

On Saturday, March 16, 2014 join Maggie Merriman at the Long Beach Casting Club for her 16th Annual Basic Entomology Workshop for Fly Fishers.

You will learn how to “MATCH THE HATCH” and how to select the correct fly for a given situation. Maggie stresses the use of common English names and not the biological “Latin” names many associate with entomology, so you can leave your *Acroneuria californicas* at home.

The class will begin around 9:00 AM and run until 1:00 PM. The cost for the workshop is \$50.00 and includes samples of insects, corresponding flies

and an extensive handout. Bring a snack, note pad and some fly boxes to look at and compare the insects.

You must Pre-Register for the workshop by March 8, 2014 by mailing the fee to: Maggie Merriman, 20852 Surge Lane, Huntington Beach, CA 92646, or you can call her with any questions you may have at 714-964-7972. You will receive an exact map of the location upon registering.

This is a great class for the beginning fly fisher. It provides a lot of very practical knowledge that will allow the individual to make proper choices when selecting a fly at streamside.



SIERRA PACIFIC FISHING ADVENTURES YOUR FLY FISHING DESTINATION & RESORT OUTFITTER FLY FISHING EXCURSIONS • CLASSES • PRIVATE INSTRUCTION

2013–14 On-the-River-Clinics with

JOE LIBEU, FFF MASTER CERTIFIED CASTING INSTRUCTOR AND KATHY KIM, FFF CERTIFIED CASTING INSTRUCTOR

Join us for a weekend of educational experience designed for anglers of all levels who wish to improve their success on the streams. You will be introduced to:

Reading the Water & Stream Structure ❖ Entomology & Fly Selections ❖ Knots & Nymph Rig Systems
Casting Applications ❖ Short and Long-Line Presentations ❖ Wading Safety

The clinic is limited to a maximum of 6 students. The \$300 tuition includes 2 full days of on-the-stream instructions and streamside lunch. Not included are lodging, tackle, other meals, licenses and transportation. Dates are subject to change based on local conditions.



2013–14 Clinic Schedule: Beginning: October 19-20, November 9-10, December 7-8, February 15-16, March 8-9; Advanced: October 26-27, November 16-17, December 14-15, February 22-23, March 22-23; Annual Women's Clinic: December 7-8

Contact Joe at (310) 749-6771 (fishlgf@ix.netcom.com) for more information or to sign up. For the Women's Clinic, please contact Kathy at (714) 290-6930 (kksdfa@yahoo.com).



SierraPacificFishingAdventures • 3901BraytonAve., LongBeach, CA90807 • (310)749-6771 • www.joelibeufllyfishing.com

Calendar of Events

January 2014

2	Monday	7:00 PM	Board of Directors' Meeting
4	Saturday	9:00 AM	Lower Owens Workshop
5	Sunday	9:00 AM	Club Cast
6	Monday	7:00 PM	Board of Directors' Meeting
7	Tuesday	7:00 PM	Beginning Fly Tying #8: Clouser Minnow
8	Wednesday	9:00 AM	Conservation Team at San Gabriel
		7:00 PM	Fly Tying Forum
11-12	Weekend		Club Trip: Lower Owens #1
14	Tuesday	7:00 PM	Beginning Fly Tying #9: Crazy Charlie
15	Wednesday	12:00 PM	Nooner Lunch
15	Wednesday	7:00 PM	Fly Tying Forum
18	Saturday	8:00 AM	"Fly Tying Sweatshop" - Fly Tying for PHW
			SWC FFF Club Management Day
19	Sunday	9:00 am	Club Cast
21	Tuesday	7:00 PM	Beginning Fly Tying #10: Woolly Bugger
15	Wednesday	7:00 PM	Fly Tying Forum
28	Tuesday	7:00 PM	Beginning Fly Tying #11: Muddler Minnow
29	Wednesday	7:00 PM	Fly Tying Forum
30	Thursday	7:00 PM	Monthly Meeting (President's Meeting): Big Horn w/Joe Libeu

February

1	Saturday	9:00 AM	Lower Owens Workshop
2	Sunday	9:00 AM	Club Cast
3	Monday	7:00 PM	Board of Directors' Meeting
4	Tuesday	7:00 PM	Beginning Fly Tying #12: Elk Hair Caddis
5	Wednesday	7:00 PM	Fly Tying Forum
8	Saturday	9:00 AM	SWC FFF Fly Buy
8-9	Weekend		Club Trip: Lower Owens #2
11	Tuesday	7:00 PM	Beginning Fly Tying #13: Adams
12	Wednesday	7:00 PM	Fly Tying Forum
		9:00 AM	Conservation Team at San Gabriel
15-16	Weekend	9:00 AM	Southwestern Tournament
18	Tuesday	7:00 PM	Beginning Fly Tying #14: Parachute Adams
19	Wednesday	7:00 PM	Fly Tying Forum
25	Tuesday	7:00 PM	Beginning Fly Tying #15: Humpy
26	Wednesday	7:00 PM	Fly Tying Forum
27	Thursday	7:00 PM	Monthly Meeting: British Columbia w/Kelly Lash

March

1	Saturday	9:00 AM	Lower Owens Workshop
3	Monday	7:00 PM	Board of Directors' Meeting
4	Tuesday	7:00 PM	Beginning Fly Tying #16: Royal Wulff
5	Wednesday	7:00 PM	Fly Tying Forum
5-9	Week		Fred Hall Show
8-9	Weekend		Club Trip: Lower Owens #3
12	Wednesday	7:00 PM	Fly Tying Forum
15	Saturday	9:00 AM	Basic Entomology with Maggie Merriman
19	Wednesday	7:00 PM	Fly Tying Forum
22	Saturday	9:00 AM	Double Haul Ball
26	Wednesday	7:00 PM	Fly Tying Forum
27	Thursday	7:00 PM	Monthly Meeting: Western Montana w/Ed Lawrence
29-30	Sat-Sun	9:00 AM	IFFF Casting Education



 <p>Bob Marriott's FLYFISHING STORE</p> <p>www.bobmarriotts.com info@bobmarriotts.com 2700 W. Orangethorpe Ave Fullerton, CA 92833</p>	<p>GOING GREEN...</p> <p>We now offer a full service Equipment Recycling Program that saves resources.. and puts some "green" on an account for you here at the shop!</p> <p>www.bobmarriottsflyfishingstore.com/going-green</p> <p>Store (714) 525-1827 Travel (714) 578-1880</p> 
--	--



**SIERRA
PACIFIC**
FISHING ADVENTURES

YOUR FLY FISHING DESTINATION
& RESORT OUTFITTER

FLY FISHING EXCURSIONS • CLASSES
PRIVATE INSTRUCTIONS
(310) 749-6771

3901 Brayton Ave., • Long Beach, CA 90807 • www.spfadventures.com



NIA ENG
DIRECTOR OF SALES

5325 e. pacific coast highway • long beach, ca 90804
direct 562.597.1341 x 117 • facsimile 562.597.8741
nia@hotelcurrent.com • www.hotelcurrent.com