

Highlights

- ❖ Fly of the Month: Yash's Zebra & Twin Midge
- ❖ Club Trips for 2012
- ❖ Calendar

Inside

- Page 3: It's That Time of the Year Again
- Page 5: Beginning Casting Clinic
- Page 7: March Lower Owens Trip 2013

Target Talk

Newsletter of the Long Beach Casting Club, Established 1925

April 2013

www.longbeachcastingclub.org

(562) 433-9408

Leader's Line ...

Are You Ready for the New Year?

JIM THOMASON, PRESIDENT

This month marks the beginning of both a new fishing year and a Long Beach Casting Club year. While two of our favorite waters (Owens River and Hot Creek) are now open year round, nearly everything else opens up April 27th. Consider adding some new water to your fishing schedule this year that you've never fished (or haven't fished for a long time).

Whether it be one of our local creeks/rivers (see calendar for Deep Creek date and West Fork monthly trip), one of the many creeks in the Eastern Sierra's or Yosemite including the backcountry (see Intro to Backpacking workshop on April 24th), one of the major rivers of the Western Sierra's (see Kern River Outing elsewhere), a new lake, a new bay (see calendar for Newport Bay Tournament & San Diego Bay outing dates) or beach (see the Calendar for surf outing), or even the canals of Blythe (see article elsewhere), expanding your repertoire of places or styles can help keep your fly fishing fresh. To that end, keep an eye on our club outings as we're supplementing our usual outings with a variety of different waters.

To fish that new water, consider taking our Annual Casting Class starting April 23rd. It's a great way to build a solid foundation and get off on the right path. Even if you're a descent caster it really helps to work on your fundamentals and have someone else take a look at your cast. You just might have a bad habit or two that needs to be replaced. If you know anyone interested in fly fishing, please invite them.

This month marks the end of our club year. As a result, we forego our normal monthly meeting in lieu of our annual elections which will be held Thursday, April 4th. The election meeting is a short one as we have a nearly complete slate of candidates and only a couple job description bylaw changes to vote on. However, we have one position open so if you have any interest in coordinating our various casting programs please contact Joe Libeu. The elections are followed by our Awards and Installation Banquet Sunday, April 21st.

As we make plans for the new year, please let me know if you have any ideas regarding new programs or outings. With both a continuous stream of new members and a large stable of long term members, it's an ongoing challenge to balance introducing new members to the standard events and injecting new events to help our long term members keep growing.

April Awards and Installation Dinner

JIM THOMASON, PRESIDENT


April is here and it is time for our annual Awards and Installation Dinner. This event will take place on Sunday, April 21, 2013 at 5:00 PM.

If you have never attended this dinner, you should give it a try. You will gain a lot of insight into the club. On this occasion awards are given for the casting games and also for service to the club. The most enjoyable recognition is the JA award, which the Sunshine Committee bestows on the individual who unintentionally committed the most egregious deed of the year. Who knows—you might even be a nominee!

Also at the dinner the outgoing Board of Directors is honored for their service and the new board members are installed.

Back by popular acclaim, past president Mick Woodbury will be cooking his world famous chicken fajitas with all the fixin's. The cost will be \$10 per person. We welcome you to come and enjoy the fiesta.

Be sure to reserve your space as soon as possible by filling out the reservation elsewhere in the newsletter.



OFFICERS

PRESIDENT

JIM THOMASON
(626) 357-6050

1ST VICE PRESIDENT

VACANT



2ND VICE PRESIDENT

RIX & YUMI GANO
(310) 291-3963

RECORDING SECRETARY

JOSEPH AUSTIN
(310) 325-0925

CORRESPONDING SECRETARY

EVAN MORGAN
(714) 528-2214

CAPTAIN

DAN RIVETT
(562) 431-2738

TREASURER

JOSEPH GUSTAFF
(562) 405-2924

MEMBERSHIP SECRETARY

PABLO GRABIEL
(562) 652-3771

SENIOR DIRECTOR

RICH GARRETT
(562) 422-9696

JUNIOR DIRECTOR

BILL BOEHLERT
(714) 374-6491



TARGET TALK EDITOR

JOHN VAN DERHOOF
(562) 424-7313

It's That Time of Year Again

JIM THOMASON, PRESIDENT

It's time for the Long Beach Casting Club Annual General Meeting where you can cast your vote for your new Board of Directors. This is your opportunity to become enfranchised and voice your approval for the candidates proposed by the Nominating Committee or to propose additional candidates (see Article VIII in the by-laws located in your roster).

The meeting is generally short (no program, no speakers) but its importance is great. We currently have one position still open. We are in need of a Casting Captain to coordinate our variety of casting events. (Contact Joe Libeu if you're interested). The meeting will be held Thursday, April 4th, at 7:00 PM at the clubhouse.

The newly approved board members will be formally installed at the Installation Dinner on Sunday, April 21th. The details of the banquet can be found elsewhere in this issue.

Remember, there will be no meeting on the last Thursday of the month!



Club Trips for 2013

RIX & YUMI GANO, 2ND VICE PRESIDENT

Here are the Club Trips for the next couple of months. Join us!

2013 TRIPS:

TRIP DATE	TRIP & LEADER
Mar. 23-24	Lower Kern River by Howard Uller (Pre-Trip on Mar. 13)
Apr. 13-14	Blythe (Pre-Trip on Apr. 3, 2013)
Apr. 23-28	Green River Trip by Jeff Sadler & Yash Iseda
May 11	Local Surf (Pre-Trip : May 1)
May 25	Deep Creek (Pre-Trip: May 15)
June 8	Newport Beach Bass Tourney (Pre-Trip on May 29)
June 8	San Diego Bay (Pre-Trip: June 5)

Trip locations and dates are subject to change. Please monitor Target Talk for the latest information. Pre-Trip Meetings held at the clubhouse at 7:00 PM.

Please contact us, Rix and Yumi Gano, if you have any questions at 310-291-3963 or rgano1@yahoo.com.

Time to Vote...

EVAN MORGAN, CORRESPONDING SECRETARY

The election will take place at the LBCC Annual General Meeting on April 4, 2013. It is a brief meeting with no guest speaker and all members are encouraged to attend. The Annual General meeting is in lieu of the regular monthly meeting.

Here is the proposed slate of nominees for Board Officers and Directors comprised by the Nominating Committee composed of five past presidents:

PRESIDENT	Jim Thomason
1ST VICE PRESIDENT	Pablo Grabriel
2ND VICE PRESIDENT	Yumi & Rix Gano
CAPTAIN	to be determined
MEMBERSHIP SECRETARY	Michael Fleder
TREASURER	Tony Smith
CORRESPONDING SECRETARY	Craig Bond
FACILITIES AND POND	George Siewerd
SENIOR DIRECTOR	Bill Boehlert
JUNIOR DIRECTOR	Rich Garrett
LBCC ADVISORY BOARD	All Past Presidents

The Captain nominee has not been determined. If you would like to get involved or would like to recommend someone please contact the Nominating Committee: Joe Libeu, Rick Hilles, Alan Ross, John Van Derhoof, or Mick Woodbury.


Proposed changes to LBCC Bylaws:

- ❖ Transfer responsibility for pond maintenance from the Pond Captain to Facilities chair person, George Siewerd. (Updated job description attached.) Elevate Facilities & Pond Maintenance position to the board replacing the Recording Secretary
- ❖ Change the Pond Captain duties to Casting & Records Captain with responsibility for club casting activities: Club target casting; Records; SouthWestern Tournament; Casting Clinics (beginners, intermediate, instructors).

Any ten members in good standing may nominate other candidates for the same office or offices from the floor at the Annual Meeting. Such nominations shall be made in writing and be signed by said and delivered to the Corresponding Secretary before the election. Refer to the Long Beach Casting Club Constitution & Bylaws, Article VIII, Section 5, for the procedure to nominate candidates from the floor at the Annual General Meeting. The Constitution & Bylaws are located in the back of your copy of the LBCC Roster.

The Annual General Meeting is your opportunity to learn about the inner workings of the Long Beach Casting Club and to have a say in our club and be a part in its direction.

Hope to see you there.



Our New Members

PABLO GRABIEL, MEMBERSHIP SECRETARY

At the March 4th Long Beach Casting Club Board of Directors Meeting, an application was approved the of the following new member:

- ❖ Doug Spieske

Please greet and welcome our newest member at the next Monthly Meeting.

Beginning Casting Clinic

GARY CHARLES, MEMBER

Our Beginning Casting Clinic is open to the public, and is free. Though designed for beginning fly casters, the course will also meet the needs of those needing a refresher or fine tuning in the basics. Typically, students run the gamut in experience and all are welcome.

Orientation will take place in the clubhouse on Tuesday, April 23, 2013, at 7:00 PM. Enrollment, rod/reel/line selection advice, and practical tips will be addressed during the session. This is a classroom presentation only. Unless you have a question regarding equipment you need examined, there is no need to bring a rod and reel to this presentation.

During the first night on the pond, April 30, 2013, club members will be available to provide a hand with spooling reels. Those needing assistance with gear should arrive by 6:00 PM. Students are responsible for obtaining all equipment and materials needed for the course.

Casting lessons on the pond will run for five consecutive weeks, beginning April 30, 2013, and concluding May 28, 2013. All classes are on Tuesdays, and run from 7:00 PM to 9:00 PM.

This is the perfect introduction to fly casting; and for those with a bit of experience, a great opportunity to sharpen their skills. We are looking forward to this year's clinic. We hope to see you there.



Casting Instructor's Workshop

LARRY BERG, MEMBER

This year's Casting Instructor's Workshop will run on three consecutive Tuesdays, beginning March 19 and ending April 2, 2013. Each session begins at 7:00 PM and runs to 8:30 or 9:00 PM.

As always, the purpose of the workshop is to set the standards of instruction and to facilitate the creation of a learning environment in which all the instructors are on the same page. To accomplish this goal, the workshop will focus on casting essentials, lesson construct, common faults and comprehensible fixes.

The workshop participants form the core of instruction for the Beginning Casting Clinic. In the past, participation in the Workshop was mandatory for all Beginning Casting Clinic instructors. This year, however, attendance will be optional for Certified Casting Instructors. Having said that, I know this workshop will suffer for each CCI who chooses not to share his expertise. (how's that for a touch of guilt?)


No prior registration is necessary. Workshop participants need only to show up at the first class. Please contact Larry Berg with any questions or concerns.

The Kern River Club Trip

HOWARD ULLER, MEMBER

Avid fly fishers will enjoy the many differing opportunities and challenges offered by the Kern River.

- ❖ March Browns (what's that?...Maccaffertium vicarium...ed.) hatch at this time of year and provide exciting midday fishing.
- ❖ If the heavens bless us with rain or snow, there will be a healthy BWO hatch.
- ❖ Keep those duns under wraps and present the rising lunkers with convincing cripple and emerger patterns. The resultant battles with those slashing kern-river rainbows will make the trip worthwhile.
- ❖ Gracefully present soft hackled BWOs and/or March Browns in the river's slower flowing riffles, and you may have the time of your life.
- ❖ Subsurface fishing fans will find an abundance of Czech nymphing opportunities using zebra midges and either March Brown or BWO (Baetis) nymphs.
- ❖ Streamer slingers will have ample opportunities to test their skills against the wary eye and brute strength of a kern river rainbow.



The Pre-Trip Meeting is set for March 13 at 7:00 PM. This session includes Jun Watanabe tying BWO and March Brown soft hackles, as well as teaching us about soft hackle leader systems and presentation strategies. I will tie March Brown CDC parachutes and CDC emerger patterns.

Guy Jeans, who owns the Kern River Fly Shop,



recommends that we bring several of the following flies: a) Kern Emerger (sizes 12-18); b) Skawala stone flies (size 14); c) March Brown Duns, cripples, parachutes and/or emergers (size 14 and 16); d) BWO parachutes, emergers, and cripples (size 18); e) Tungsten Yellow Sallie Nymph (Sizes 10-16) and f) Copper Johns (sizes 14-18). Guy will have a package of the above referenced flies for those opting to use his proven patterns.

Guy Jeans is a licensed guide and an FFF Certified Casting Instructor. He has offered to do a clinic on HOW TO FLY FISH THE KERN RIVER from 8:00 AM until Noon on March 23rd. The topics include fly fishing strategies, nymphing & Czech nymphing, leader construction, casting nymph rigs, stream stealth, and "gridding" the stream. This costs \$75 per person with a five person minimum.

We'll meet each morning at 8:00 AM at the Kern River Fly Shop to develop a day's plan and then drive to the differing spots that we'll fish along the river. These are not strenuous or challenging hikes, as the river is just a 1-2 minute walk from our parked car.


Kernville has several quality restaurants. I'll arrange dinners at the Kern River Brewery Company and El Jacalito Mexican Restaurant (love those chicken fajitas). I'll do likewise at Cheryl's Diner for breakfast. Regarding lodging, Kernville has many "motels" and "lodges" that will meet our lodging needs. I will present a list of those willing to give us a group discount at the Pre-Trip Meeting.

March Lower Owens Trip 2013

JOHN & THEA LINCOLN, STREAMKEEPERS


This is the Long Beach Casting club's third trip to the Lower Owens. The water level was perfect for wading flowing at 95cfs on Thursday and 133 on Sunday. We couldn't have asked for better weather. The fishing was very good. Dry Fly action was slow and rare yet nymphing was happening, FISH ON!

We were happy to have such a wonderful turn out for the trip. There were 25 members on the water on Saturday. We met at the bridge and paired up into groups consisting of: experienced fishermen and people that needed a little help. Anyone that needed help on the stream had plenty of willing anglers to assist. Many thanks to Yash, Dan, Mark Flow, and everyone else who helped with this trip.



We had the pleasure of fishing with Patrick Heilman on the Owens. By the end of this trip Patrick was fishing solo and doing GREAT. At one point of the trip Dan asked, What kind of power bait Patrick was using...lol.

Many thanks to Don, Sue and daughter Dana for allowing us to fish with them as well. This was Dana's first time on the water and she caught two nice fish by herself! Don was lucky to hook up on a 14 to 15 inch brown trout which put a big smile on



his face. John enjoyed fishing with Rich on Saturday morning. Rich had caught five fish by lunch time and really seemed to enjoy being on the water with such beautiful scenery.

We had dinner at the Pizza Factory on Saturday evening. Everyone was in good spirits due to the great fishing. One newbie in the group was fortunate enough to catch a double and his steam partner Tony, landed more than 20 that day. There were many enjoyable fishing stories being told. Cake was served to the many Birthdays that were celebrated in the month of March.

The fishing was too good to pass up so we decided to hit the Lower Owens one more time before we left, on Sunday. Sue Coyle met up with us and we had a blast. There was a time in which Thea and Sue had a fish on at the same time. Sue caught and netted a beautiful 12 to 14 inch brown. YOU GO GIRL!

We are b6th looking forward to seeing you next year on the 2014 March Lower Owens Trip!



Fly of the Month: Yash's Zebra & Twin Midge

JOHN VAN DERHOOF, EDITOR

The end of April is fast approaching and that means that the club's next trip is to the Green River so, the other day at the pond, Yash Iseda asked me if I would consider running his Zebra Midge again in the next Target Talk. We last ran this pattern in December of 2009 and since the Zebra Midge pattern has been so effective for the last four years on the Green, the Owens and dozens of other locations all over the west, Yash felt that this would be a great pattern for those going on those trips to have in their fly box. I can't agree more.

Over the last couple of years, the Zebra Midge has become one of the premier sub-surface and "in the film" midge pattern throughout the country and Yash's Zebra Midge, both as a double fly and single fly, is a great variation. If you are going to the Green River you need it. If you fish the Owens River you need it. Frying Pan. Madison. Beaverhead. If you fish anywhere where midges are a large part of a trout's diet you need it! This fly is very simple and quick to tie but, Yash ties it in a slightly different fashion. Normally, we would tie in the wire used for the body at the bend with thread and winding normally back to the bead. Here, Yash attaches the wire at the bend without thread and wind to the bead and use head cement to hold the body in place. This makes the body quicker to tie, smoother and thinner.

Be sure to consider other combinations of body and thorax colors as midges come in a variety of colors. On the club's March trip to Bishop, Yash fished the Upper Owens using a purple bead and wine colored wire version of the pattern and caught four 18 inch+ rainbows. I suggest also having pink, green and red to combine with silver or black wire. Also, you should be aware of and tie a few of Yash's Twin Midge pattern—two Zebra Midges tied nose to tail on one hook. This fly, by all reports, has been incredibly successful this last year.


Of course, the reports all came from Yash...

Materials for tying the Zebra & Twin Midge

- Hook: Tiemco 2488 Midge style in sizes #18–22
Tiemco 5262 Nymph for Twin Midge # 18–22
- Bead: Miyuki Glass Rocaille Seed Bead; color Transparent (silver lined), Red, Green, Pink, Topaz, White, Purple & Gold; extra small or 15/0 (1.3 mm). Beads are available at Red Panda.com
- Thread: Black or Primrose (pale yellow) 8/0 or clear 14/0
- Thorax: Peacock herl (optional)
- Body: Ultra wire small black & silver as shown (pink, wine, red & green with black or silver)
- Wing: Mirage Tinsel small opaque (rainbow) or Pearl Krystal Flash
- Finish: Sally Hanson's Hard as Nails (w-nylon) over body



Instructions for tying the Zebra & Twin Midge:



NOTE:

The instructions will be for a Zebra Midge and discussion of the Twin Midge will be at the end.

- 1 Flatten the barb and slide the glass bead onto the hook all the way to the eye. Starting at the middle of the hook bend, attach the two strands of wire—without tying thread—just by winding it on. Continue winding the two strands of wire up the shank toward the bead and use the wire to force the bead against the hook eye. Be sure to keep the wire side by side and do not allow them to twist over one another. The body wants to be smooth with perfectly alternating wire colors.

Remove the excess at both ends by holding the two strands against the hook bend with the thumb and forefinger of one hand, then wiggle the tag ends back and forth until they break. It's harder to do than using scissors but, you get a clean break that won't cut your thread and it's a lot easier on your scissors. Push the ends against the hook with the back of your fingernail or a piece of scrap plastic so that they don't stick out and apply finish to the body with head cement which will help keep the wire in place. Allow the finish to dry.

- 2 Now attach the thread immediately behind the bead. If you want to tie the fly with a thorax (my personal choice) wind back towards the bend only enough to allow room for the thorax. Cut off one strand of the wing material, fold it in half and tie it in behind the glass bead and trim it to length. If you don't want a thorax simply attach the thread

immediately behind the bead, tie in the wing material as directed above and whip finish.

- 3 To complete the fly with a thorax, tie in one strand of peacock herl and wind two to four turns towards the bead, whip finish and the fly is finished.


TWIN MIDGE NOTES:

If you want to tie the Twin Midge, start by tying a Zebra midge in the manner described above by sliding on the bead and beginning the body at the midpoint of the hook shank. Complete the remainder of the fly per the instructions. Then, slide on a second bead and finish the second Zebra Midge from the middle of the hook bend just as described.

If you don't want to remove the hook after the first fly to slide on the second bead, then don't. Yash always slides on both beads at the outset and then does the front fly with the rear bead down at the bend, then slides the rear bead forward against the first fly's body and then wraps the second fly's body.

I do just the reverse. Install both beads and slide them both to the eye of the hook, then I tie the rear fly's body and push the rear bead back. I then do the front fly. It doesn't really matter as long as you get two equal body lengths.

One last note; you don't have to have two flies the same on that hook. You can always do a red or pink and silver one in the rear and black and silver one in the front. Don't limit yourself and experiment. Next month's Fly of the Month might be your Triple or Quadruple Midge!



Calendar of Events

April

2	Tuesday	7:00 PM	Casting Instructors' Clinic #3
3	Wednesday	7:00 PM	Pre-Trip: Blythe
4	Thursday	7:00 PM	Annual Meeting (Elections)
7	Saturday		Wilderness FF "Cast & Blast"
9	Tuesday	7:00 PM	Casting Instructors' Clinic #4
10	Wednesday	9:00 AM	Conservation Team at San Gabriel
13	Saturday		FFF Southern California Casting Instructors Conclave
13-14	Sat-Sun		Club Trip: Blythe
17	Wednesday	12:PM	Monthly Noon Lunch
18-19			FFF Executive Committee Meeting
21	Sunday	5:00 PM	Awards & Installation Banquet
23	Tuesday	7:00 PM	Beginning Casting Clinic: Orientation
23-28	Tues-Sun		Club Trip: Green River
24	Wednesday	7:00 PM	Intro to Backpacking
30	Tuesday	7:00 PM	Beginning Casting Clinic: 1st Night on the Pond

May

1	Wednesday	7:00 PM	Pre-Trip: Surf Outing
6	Monday	7:00 PM	Board of Directors' Meeting
7	Tuesday	7:00 PM	Beginning Casting Clinic: 2nd Night on the Pond
8	Wednesday	9:00 AM	Conservation Team at San Gabriel
11	Saturday		Club Trip: Local Surf
14	Tuesday	7:00 PM	Beginning Casting Clinic: 3rd Night on the Pond
15	Wednesday	12:00 PM	Monthly Noon Lunch
15	Wednesday	7:00 PM	Pre-Trip: Deep Creek
21	Tuesday	7:00 PM	Beginning Casting Clinic: 4th Night on the Pond
25	Saturday		Club Trip: Deep Creek
28	Tuesday	7:00 PM	Beginning Casting Clinic: 5th Night on the Pond
29	Wednesday	7:00 PM	Pre-Trip Meeting: Newport Bay Bass Tournament
30	Thursday	7:00 PM	Monthly Meeting: David D'Beaupre, Eastern Sierra's

June

3	Monday	7:00 PM	Board of Directors' Meeting
4	Tuesday	7:00 PM	Club Cast
5	Wednesday	7:00 PM	Pre-Trip Meeting: San Diego Bay
8	Saturday		Outing: Newport Bay Bass Tournament
11	Tuesday	7:00 PM	Club Cast
12	Wednesday	9:00 AM	Conservation Team at San Gabriel
15	Weekend		Club Trip: San Diego Bay
18	Tuesday	7:00 PM	Club Cast
19	Wednesday	12:00 PM	Monthly Noon Lunch
25	Tuesday	7:00 PM	Club Cast
27	Thursday	7:00 PM	Monthly Meeting: TBD

SIERRA PACIFIC FISHING ADVENTURES

YOUR FLY FISHING DESTINATION & RESORT OUTFITTER

FLY FISHING EXCURSIONS • CLASSES • PRIVATE INSTRUCTION

2013-14 On-the-River-Clinics with

JOE LIBEU, FFF MASTER CERTIFIED CASTING INSTRUCTOR AND KATHY KIM, FFF CERTIFIED CASTING INSTRUCTOR

Join us for a weekend of educational experience designed for anglers of all levels who wish to improve their success on the streams. You will be introduced to:


Reading the Water & Stream Structure ❖ Entomology & Fly Selections ❖ Knots & Nymph Rig Systems
Casting Applications ❖ Short and Long-Line Presentations ❖ Wading Safety

The clinic is limited to a maximum of 6 students. The \$300 tuition includes 2 full days of on-the-stream instructions and streamside lunch. Not included are lodging, tackle, other meals, licenses and transportation. Dates are subject to change based on local conditions.




2013-14 Clinic Schedule: Beginning: October 19-20, November 9-10, December 7-8, February 15-16, March 8-9; Advanced: October 26-27, November 16-17, December 14-15, February 22-23, March 22-23; Annual Women's Clinic: December 7-8

Contact Joe at (310) 749-6771 (fishlge@ix.netcom.com) for more information or to sign up. For the Women's Clinic, please contact Kathy at (714) 290-6930 (kksdfa@yahoo.com).



SierraPacificFishingAdventures • 3901BraytonAve., LongBeach, CA90807 • (310)749-6771 • www.joelibeufllyfishing.com



AWARDS & INSTALLATION DINNER

❖ Sunday, April 21, 2013 ❖ 5:00 PM at Long Beach Casting Club ❖

Price for Dinner is \$10.00 per person

Name: _____

Number of people including myself: _____ Check enclosed for: \$ _____

I am willing to help out with preparation, or serving, or cleanup: _____

You must make reservations. Send this form and your payment to Jim Thomason c/o LBCC, PO Box 90035, Long Beach, CA 90808-0035

Reservations must be received by Friday, April 19, 2013



Free Educational Series

3/2-Simms Products with John Sherman
& Carl "Boomer" Stout Presents the Green River, UT

4/6-Orvis Spring Event
with Representative Hutch Hutchinson

4/20-Winston, Abel, Fishpond & Seaguar
with Representative Dale Hightower

4/27-One Surf Fly Tournament
Awards Ceremony at the Shop 10:00am

Store (714) 525-1827 Travel (714) 578-1880



YOUR FLY FISHING DESTINATION
& RESORT OUTFITTER

FLY FISHING EXCURSIONS • CLASSES
PRIVATE INSTRUCTIONS

(310) 749-6771

3901 Brayton Ave., • Long Beach, CA 90807 • www.spfadventures.com



hotel CURRENT

VICKI R. ARREGUIN
DIRECTOR OF SALES

5325 e. pacific coast highway • long beach, ca 90804
direct 562.597.1341 x128 • facsimile 562.597.8741
vicki@hotelcurrent.com • www.hotelcurrent.com