

Highlights

- ❖ Fly of the Month: RS-2 Emerger
- ❖ Club Trips for 2012
- ❖ Calendar

Inside

- Page 3: The Green River with Boomer Stout
- Page 5: Six Years of Project Healing Waters Fly Fishing
- Page 7: Going Fishing

Target Talk

Newsletter of the Long Beach Casting Club, Established 1925

February 2013

www.longbeachcastingclub.org

(562) 433-9408

Leader's Line ...

Thanks for Your Service

JIM THOMASON, PRESIDENT

During our recent ON THE RIVER CLINIC I was reminded once again of how willing our club members are to share their knowledge and experience to help those new to our sport. We had over 30 people attending the classes leading up to the clinic with 20 members making the trip to Bishop for some hands on instruction. The fishing was challenging but the techniques learned will last a lifetime. Many thanks once again to Joe Libeu and the other instructors for donating their time and efforts. This was followed up by our Lower Owens Workshop in preparation for our club trip. Jeff Sadler, Dan Rivett, and Yash Iseda shared their different approaches to fishing the Owens. It is always very interesting to see how similar results can be achieved using different methods. If you couldn't make this one, we'll have one before each of our next two outings. I highly recommend attending one of these.

Long Beach will once again be the host of the regional Southwestern Casting Tournament this month. While casting tournaments are not as big as they once were, they still provide an opportunity to improve your casting and maintain your casting muscles so you're ready for your next big trip. If you don't want to cast, please consider volunteering to help. Speaking of casting, our annual Beginner's Casting Class is coming up soon. If you're a decent caster but want to get better, there is no better way to improve than learning how to teach others. Our instructor's class is as good as our beginner's class.

If you're not going on the Lower Owens outing this month, make plans to attend the SWC-FFF Fly Buy that will be held at the club on February 16. It features a great "garage sale" of used gear, silent and live auctions, casting instructions, plus tying demonstrations by over 20 tiers; including several (at least 3 and possibly 4) FFF Buszek Award winners. The cost of the event is \$10 for FFF members and \$15 for non-members and includes lunch.

Finally, you may be approached by someone on the nominating committee asking if you're interested in serving on the board of directors. It's a great way to give back to the club and as with most worthwhile ventures; you often get back more than you give. If you're looking for a way to get more involved, consider serving on the board or one of our many committees.

Expanded Pre-Trips for the Lower Owens Trips

JEFF SADLER, PAST PRESIDENT



*"The Lower O is the best stream...
EVER", Ernest H.*

*"The fish are **HUGE** on
the Lower O", Zane G.*



Class and Pre-trip: Saturday, February 2 at 9:00 until Noon
and the Lower Owens Fishing #2 trip February 16

Class and Pre-trip: Saturday, February 23 at 9:00 until Noon
and the Lower Owens Fishing #3 trip March 3

Back by popular demand, an extended pre-trip instructional seminar for beginners to the Lower Owens in Bishop. Dan Rivett, Yash Iseda, and John Lincoln sponsors of the Jan/Feb/Mar Lower Owens trip put on a Saturday beginners class specific to that trip on that river. They roped the big doofus (me) into helping. We always meet at the bridge in the campground at 9:00 AM on Saturday of the trip and take beginners out to help them learn fly fishing and the river. We have learned that many are, how do I say this politely, clueless on set-up and basic equipment.

So, we have developed a short clinic telling what we use and why. You will be amazed at how similar experienced fly fishers are and then shocked by some of the differences between us. All we are doing is telling you what each of us do, in all fishing situations it is up to you to learn as much as you can and select the method that suits you best.

This is not at all as comprehensive as Joe Libeu's ON-THE-RIVER clinic as we don't go into casting, entomology, reading the water and several other issues, Just the most basic stuff. This is also a pre-trip meeting where locations, times, food, flies, etc. are covered.

All are welcome whether you're going on the trip or not. This is aimed at beginners who need basic help in rigging lines, leaders, etc. plus fly selection and what a basic vest ought to have in it (and not.)

OFFICERS

PRESIDENT

JIM THOMASON
(626) 357-6050

1ST VICE PRESIDENT

VACANT



2ND VICE PRESIDENT

RIX & YUMI GANO
(310) 291-3963

RECORDING SECRETARY

JOSEPH AUSTIN
(310) 325-0925

CORRESPONDING SECRETARY

EVAN MORGAN
(714) 357-2214

CAPTAIN

DAN RIVETT
(562) 431-2738

TREASURER

JOSEPH GUSTAFF
(562) 405-2924

MEMBERSHIP SECRETARY

PABLO GRABIEL
(562) 652-3771

SENIOR DIRECTOR

RICH GARRETT
(562) 422-9696

JUNIOR DIRECTOR

BILL BOEHLERT
(714) 374-6491



TARGET TALK EDITOR

JOHN VAN DERHOOF
(562) 424-7313

The Green River with Boomer Stout


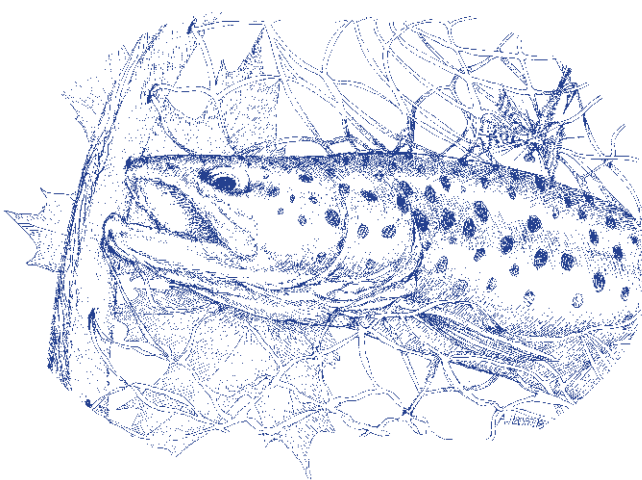
JIM THOMASON, PRESIDENT

Join us this month as we explore the Green River with guide Boomer Stout of Trout Creek Flies. The Green River is the site of our annual destination trip and for good reason. It offers everything you could want in a river including opportunities to present dries, nymphs, and streamers to large rainbows, cutthroats, and browns in a beautiful setting. Flowing out of Flaming Gorge Reservoir, the clear cold water provides the perfect environment for rapid growth and healthy fish.

Boomer has been fishing the Green since 1988 and guiding with Trout Creek Flies since 1990. He'll go over the various hatches and all three sections of the river including the proper tackle and techniques for fishing this world renowned water.

He'll also clue you in on what works when, including his own Carl's Cicada, WD-50, Parachute Cricket and Foam Flying Ant. If you've never been to this water, come see why it's so popular. You may do like Boomer and never leave.

The meeting is Thursday, February 28 at 7:00 PM at the Long Beach Casting Club Clubhouse.



Club Trips for 2013

RIX & YUMI GANO, 2ND VICE PRESIDENT

Here are the Club Trips for the next couple of months. Join us!

2013 TRIPS:

TRIP DATE	TRIP & LEADER
Feb. 16-17	Lower Owens #2 by Jeff S., Dan R., John L., Yash I. (Workshop on Feb. 2, 2013)
Mar. 2-3	Lower Owens #3 by Jeff S., Dan R., John L., Yash I. (Workshop on Feb. 23, 2013)

Trip locations and dates are subject to change. Please monitor Target Talk for the latest information. Pre-Trip Meetings held at the clubhouse at 7:00 PM.

Please contact us, Rix and Yumi Gano, if you have any questions at 310-291-3963 or rgano1@yahoo.com.

Notes From the Pond

DAN RIVETT, CAPTAIN


I would like to make one last call to all club members willing to help with the Southwestern Casting Tournament on February 9–10. As our name suggests we are a casting club with a long and recognized history in the tournament casting community. Just look around the inside walls of the clubhouse at the photos of men and women posing for photographs next time you are there. Frankly, I am amazed at the quantity of competitive casters we have developed.

Whether or not you have cast in the games here at the club we still week the assistance of many volunteer members to do the club proud. The shifts can include pre-tournament set-up, score keeping (this is not judging, simply entering the scores called out by the Judges), setting out lunches, dinner prep, clean-up, and end of tournament clean-up. None of it is technical, but requires lots of help.

You can reach me on my cell phone at 562-833-1457 or email at drivett@commercelp.com.

Thanks in advance for your help and tight lines.

See you on the pond...



Free Admission for Working the Fred Hall Show

RICK LONG & JOHN STINE, MEMBERS

The Fred Hall Show will be held at the Long Beach Convention Center starting on Wednesday March 6, 2013 through Sunday, March 10, 2013 (Wednesday through Friday from 1:00 PM to 9:00 PM; Saturday from 10:00 AM to 9:00 PM and Sunday from 10:00 AM to 7:00 PM).

Volunteers are needed each day to help work three-hour or four-hour shifts in the morning, afternoon or evening. If you volunteer to work the show, you will get in free!

Please contact:

Rick Long at 310-375-6900 or by email at vglong1@aol.com or;

John Stine at 562-431-2817 or by email at jmastine@verizon.net

Six Years of Project Healing Waters Fly Fishing


CAROLE KATZ, PHWFF NATIONAL TRUSTEE

This spring will mark the sixth anniversary of Long Beach Casting Club's Project Healing Waters Fly Fishing program. During that time, our program has continued to excel because of the generous support and enthusiasm of club members. Although we've lost several volunteers who have passed away (Dick Nuthman and Bert Labowitz), become ill (Stan Holden), moved (Clark Rector), and others, new volunteers have filled those vacancies. More than a dozen new members have joined Long Beach Casting Club specifically so they could work as PHWFF volunteers. In a recent analysis of PHWFF data, the Long Beach program ranked second out of 146 programs nationwide in terms of the total number of volunteer hours and is well known nationwide.

In addition to our volunteers, we have a terrific group of veterans helping with a variety of PHWFF fundraisers at fly fishing shows, Southwest Council events, Combined Federal Campaign, Breathless Agony and others, as well as doing some fundraising of their own. They recruit other veteran participants. Some have helped with our Southwest Tournament, attend club meetings and classes, and one has been an instructor in the club's rod building classes. Jesse Garza is one of ten participants chosen to serve on the national Veterans Advisory Council of PHWFF.

Our rod building program has won more national awards than any other PHWFF group in the country—by far. As a result, veterans in our program have been awarded fishing trips to Alaska, Montana, Colorado, Maine, Michigan, New Mexico, Costa Rica and a private ranch in Texas.

The group has benefited from the use of the clubhouse and casting pond. The clubhouse was featured on the national PHWFF Christmas card this year that went to 1200 donors and supporters nationwide. David



Lloyd posed as Santa, Alan Ross did the photography and John Van Derhoof did the graphic design for the second year. But, this year, clearly visible in the background is the mantle of our fireplace, with the words "Long Beach Casting Club." In addition, the clubhouse and several of "our" vets were featured in a film about PHWFF that described the merits of fly tying and rod building classes.

Our group was featured in two episodes of Fly Rod Chronicles TV show. Watch for our second episode on the Sportsman's Channel in the very near future.

The camaraderie that has developed among the vets themselves and between the vets and volunteers is truly remarkable. It is one of the unique aspects of Project Healing Waters. Come join us on Monday morning and see what's going on.

Thursday Night Activities

JIM THOMASON, PRESIDENT

We've planned a host of activities to get you out of the house and down to the club. Activities include fly tying, specialty casting techniques, videos, and any other fly fishing related things we can think of. Send me an email if you have any topics you would like to see at jathomason@mail.com.

DATE	TOPIC	PRESENTER
Feb. 21	Wrapping Hackle	TO BE DETERMINED



February 16, 2013 ❖ 9:00 AM - 4:00 PM

LONG BEACH CASTING CLUB

4901 East 7th Street Long Beach, CA 90804

Lunch \$10.00 for FFF members, \$15.00 others. Membership available at door.

Please RSVP by January 23, 2013. Call 818-757-3474 or email: secretary@southwestcouncilfff.org

SCHEDULE OF EVENTS:

FLY TYING: 9-4

Learn from award winning fly tiers. Bill Blackstone, John Van Derhoof, Carl Ronk, Maria Rivas, Graham Owen, Steven Fernandez, Dean Endress, Peter Koga, Lee Baerman, Mark Kirchner, Naomi Okamoto and others. They will demonstrate their famous patterns and techniques! This event will feature 3 renowned Buzsek Award winners.

HOT CREEK LEADERS: 10-NOON

Hot Creek Guru Mas Okui will teach how to tie his famous freshwater leaders. The cost of the class \$100.00. The leader kit will have enough material to create plenty of leaders to use throughout the season. The master will also instruct on how to cast these leaders. The class will be held from 10:00 AM to noon. Limited to the first 10 people to RSVP by January 06, 2012. Please call 818. 757. 3474 or email: secretary@southwestcouncilfff.org

GARAGE SALE: 9-4

Please donate items for the fly fishing garage sale. Rods, reels, lines, clothes, vests or accessories. Anything not sold will be donated to Project Healing Waters or as needed by the SWC member clubs. Items must be in working order and have a value of at least \$10.00. A great opportunity to dispose of extras and unwanted items of all matters fly fishing. Please give items to your SWCFFF representative or contact us directly. This is the perfect way to do spring cleaning and to help the SWCFFF.

CASTING: 9-4

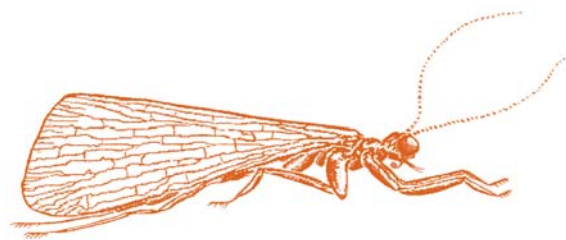
Take a quick lesson and receive pointers from our Certified Federation Instructors. \$1.00 per minute (15 minutes minimum). Your casting can be analyzed by one of our certified instructors. Get tips on your Single-handed, Spey or double-haul casting. See how you do in the Danish Casting Games! Come join in on the fun of casting!

SILENT AUCTIONS: 9-3

For your bidding pleasure both select and special items will be on the tables all day. Bidding will be conducted or opened for 90 minutes at a time, all day. Come any time and place your bids!

LIVE AUCTION: immediately after lunch

Special fly plates, unique specialized flies, private casting and special gear will be up for the exciting live auction. Don't miss it!



Maggie Merriman Entomology Workshop

JOHN VAN DERHOOF, EDITOR

On Saturday, March 16, 2013 join Maggie Merriman at the Long Beach Casting Club for her 16th Annual Basic Entomology Workshop for Fly Fishers.

You will learn how to “MATCH THE HATCH” and how to select the correct fly for a given situation. Maggie stresses the use of common English names and not the biological “Latin” names many associate with entomology, so you can leave your *Acroneuria californicas* at home.

The class will begin around 9:00 AM and run until 1:00 PM. The cost for the workshop is \$50.00 and includes samples of insects, corresponding flies and an extensive handout. Bring a snack, note pad and some fly boxes to look at and compare the insects.

You must Pre-Register for the workshop by March 9, 2013 by mailing the fee to: Maggie Merriman, 19791 Coastline Lane, Huntington Beach, CA 92648, or you can call her with any questions you may have at 714-969-5829. You will receive an exact map of the location upon registering.

This is a great class for the beginning fly fisher. It provides a lot of very practical knowledge that will allow the individual to make proper choices when selecting a fly at streamside.

Going Fishing

DALE DAY, MEMBER

Open the garage door and start loading the fishing gear into the truck. Out comes the fruit picking ladder, chain saw and pruning shears next are the waders, boots, jacket, reel bag, fly rods, fly boxes, leader wallets, GPS, satellite phone, smart phone, DVD player, iPod, iPad, cigar humidor, baby wipes, potato chips, Lipitor, beer, wine, spirits, ice chests and sun screen. This was a great gift giving season even though I had to buy most of the stuff for myself. I must have forgotten something but I can always buy it along the way. Yep, I'm excited about going fishing.

The first stop, after getting through the city traffic, is McDonalds for oatmeal and a senior decaf coffee. Now the long drive begins to the land of rivers and trees. We have been driving for nearly four hours and we are on the lookout for the taco trucks that are stationed along the freeway off ramps. We spot one and exit the freeway. We order and within minutes the food is handed through the window. With great care we open each paper wrapper that contains the tacos, burritos, chips, salsa, peppers, carrots, and guacamole. Then we start eating on the hood of the truck. Within minutes we are holding down the wrappers with our elbows to keep the wind from blowing our food away.

Now we are back in the truck for the remaining six hours of our journey. Two hours later we are running low on fuel and there is a sign advertising a fly shop at the next exit. Yep, here we are in another fly shop, got that, got that, don't need that, who the heck would buy that, I need that and then it's out the door and back into the truck.

My fishing partner appears to be in gastrointestinal distress as we pull up to the gas pumps so he sprints to the facility as I wait for the car in front of me to finish refueling. Then I swipe my card, open the filler cap, insert the nozzle and start pumping gas. My fishing partner reappears and I ask him to keep an

eye on the refueling process while I use the restroom. Refreshed we get back on the freeway. The gas gauge is reading empty and there is an exchange about the quality of the brand of vehicle we are driving and the #+*#!_.\$*&^)% gas gauge. The truck starts to make some unusual noises and the lurching movements must be an indicator that we are about to decelerate. The question is can we make it to the next off ramp? With a little luck we coast into a gas station. This time we fill the tank with twenty-three gallons of gasoline dispelling the myth about our cumulative years of expertise in operating service station equipment.

Eleven hours and twenty three minutes later we are fishing. Now I am searching my wading jacket for my fly boxes and discover a four leaf clover incased in plastic and a partially eaten Power Bar left over from last fall's steelhead fishing trip to British Columbia. How lucky can I get! I am fishing. I found my flies plus I have something to eat. I hope the rest of the fishing trip goes this well!



Our New Members

PABLO GRABIEL,
MEMBERSHIP SECRETARY

On January 7, the Board of Directors approved the applications of the following new members:

- | | |
|------------------------|-------------------|
| ❖ Stacey Matsuura | ❖ Sharon Iriye |
| ❖ William 'Bill' Bails | ❖ Greg Johnson |
| ❖ Robert 'Bob' Redman | ❖ Chris Bollinger |
| ❖ Rick Cormany | |

Please greet and welcome our newest members at the Monthly Meeting set for February 28.

Fly of the Month: RS-2 Emerger

JOHN VAN DERHOOF, EDITOR

It seems as though the more I go to my fly box for a dry fly the more I pull an RS-2 emerger out. It is amazing in its versatility for spring creek and tailwater conditions.

The fly was developed by Rim Chung of Castle Rock, Colorado. His idea for the pattern was to create a simplified nymph that resembled an emerging mayfly. His designed fly evolved into the RS-2 (Rim's Semblance #2). The success of the first version of his fly encouraged further improvements until the RS-2 evolved and Rim rarely uses another fly pattern and has fished his fly all over the US, Canada and even in Korea.


Tie it as a Pale Morning Dun with a light gray tail, pale yellow/olive body, and a light gray wing. As a Blue-Winged Olive, use a dark gray tail, an olive body, and a dark gray wing. Or as an Adams/caddis tie it with a light gray tail, a gray body and a dark gray wing. This particular combination is one of my afternoon favorites on Hot Creek. When fishing at the beginning of an expected Trico spinner fall, start by using a tan body RS-2 with light dun wings and tails until the spinners appear on the water.

Use it as an emerging dun or a captive dun by tying it with a zelon tail to match the body. Tie it with a longer wing and cut off the tail and use it as a caddis imitation or shorten that wing to imitate a midge. Either way, it does catch fish. Another plus is that it takes virtually no time to tie—what an amazing concept!

Here's a big hint for all of you getting ready to attend this winter's club trips to the Lower Owens: tie a bunch of these in olive, yellow/olive and gray in sizes #18 to #22. They work great when the fish are rising to BWO's and midges and there are few flies as effective that are easier to tie!

Materials for tying the RS-2:

- Hook: Dry fly in sizes 14-22
- Thread: 6/0 or 8/0 of a color to blend with body color
- Tail: Hackle, split, to match the hatch or Zelon to match body for a captive dun
- Body: Dubbing, color to match the hatch (consider using olive, yellow/olive, tan, gray or all black)
- Wing: CDC (cul du cunard) fibers (try light or dark gray)
- Thorax: Dubbing to match body color



Instructions for tying the RS-2:

- 1 Attach the thread to the hook and wind the thread down to the bend. If you plan to tie a standard RS-2 then start by applying a very small amount of body material to the thread. Wind 1 or 2 turns to form a small ball of dubbing that will help split the tail. Remove 1 to 3 hackle fibers depending on the size of the fly and tie them to the far side of the fly. Using the same amount of hackle fibers, apply them to the near side of the fly.

If you are going to tie a captive or crippled dun do not put down a dubbing ball. Instead, tie in 6 to 10 Zelon fibers depending on the size of the fly that are roughly the same color as what the body will be. They should be about as long as the shank of the hook and should appear sparse.

- 2 Apply more dubbing to your thread creating a tapered rope and wind this about $\frac{3}{4}$ of the way up the shank. If you are lazy like me then just slide any remaining dubbing down the thread towards the nose of your bobbin; out of the way for the next step, but still handy for later use for the thorax.
- 3 Select one CDC puff or feather for the wing. If you are using a feather then strip the fibers off of each side of the stem and tie them in. The length should be just short of the end of the body. If you are using a puff just tie it in and make it the proper length. If, when you are finished, the wing looks too long then shorten it by plucking the ends with your finger nails and not scissors which will look unnatural.
- 4 Slide any remaining dubbing on your thread back into position or apply a small amount if there was none remaining after you did the body. Dub over the tie down spot for the wing and then forward to the headspace. Wind a small, neat head and whip finish. Apply some head cement and you are ready to head on out to the stream and give your new RS-2 a try.



February Trip on the Lower Owens

YASH ISEDA, TRIP LEADER

The February trip to the Lower Owens is always filled with reasons not to go. Either it is Super Bowl weekend, Presidents Day, or predictions of bad weather. But, think again because we have been fortunate in the past to have had the best dry fly action of the year, good weather and great people.

So join us on the Lower Owens and bring you selections of dry flies and give it your best. Nymph and Soft Hackle fisherman don't be discouraged because it will be equally good.

There will be no Pre-Trip Meeting; instead a workshop for this trip will be held on Saturday, February 2 at 9:00 AM at the clubhouse. We will do our best to get you ready for another successful fishing trip to Bishop. There will be members to assist those people that are new to fly fishing. Hope to see you there on February 16–17.

New Nominating Committee

EVAN MORGAN, CORRESPONDING SECRETARY


It's time again to assemble a new Board of Directors for the next year, 2013–2014. We all know it takes many dedicated members to make a club successful. However, sometimes it can be difficult to get enough people to “step up to the plate” and fill the necessary positions. If you are ready for a real challenge, the nominating committee is looking for a few good men and women. This is somewhat more demanding in terms of time and commitment than simply being a regular member, but the rewards are proportionally greater. Believe me, you will get to work with wonderful folks and really find out what an outstanding organization we have.

If you are interested in participating on the Board

of Directors yourself or if you would like to suggest a member that would be a good candidate, please get in contact with any of the following newly appointed members of the Nominating Committee for consideration:

Joe Libeu, Alan Ross, Rick Hilles, John Van Derhoof, and Mick Woodbury

Club members will be notified of the slate of nominees at least 30 days before the Annual Meeting to be held on April 4, 2013.



SIERRA PACIFIC FISHING ADVENTURES

YOUR FLY FISHING DESTINATION & RESORT OUTFITTER

FLY FISHING EXCURSIONS • CLASSES • PRIVATE INSTRUCTION

On-the-Stream Fly Fishing Classes in the Eastern Sierras

The Lower Owens River, just outside of Bishop, California offers world-class fly fishing for wild trout during the winter and spring! Join us for a 2-day educational experience to improve your success in nymph, dry fly, steamer and wet fly fishing. You will be introduced to entomology, stream structure, casting applications, short and long line presentation, reading the water, fly selection and basic knots.

We offer a clinic dedicated to ladies only conducted by Kathy Kim and Joe Libeu. In addition, Advanced Nymphing Clinic will be offered. Joe Libeu, your instructor, is a certified Federation of Fly Fishers “Master” Casting Instructor and Guide and brings with him years of experience on this his home water.



New this year is a Dry Fly Clinic on Hot Creek Ranch, this is a two day clinic that will cover, entomology, presentation casts and reading the water.

2012 CLASSES: BEGINNING: Oct. 20-21; Nov. 10-11; ADVANCED: Oct. 27-28; Dec. 15-16; WOMEN'S CLINIC: Dec. 8-9; DRY FLY CLINIC HOT CREEK RANCH: Nov. 17-18

For additional information or to sign up please contact, Joe Libeu at 310-749-6771, JLSPFA@ix.netcom.com



Sierra Pacific Fishing Adventures • 3901 Brayton Ave., Long Beach, CA 90807 • (310) 749-6771 • www.joelibeu-flyfishing.com

Calendar of Events

February

2	Saturday	9:00 am	Lower Owens #2 Fishing Workshop and Pre-Trip Meeting
4	Monday	7:00 pm	Board of Directors' Meeting
5	Tuesday	7:00 pm	Beginning Fly Tying #12 - Elk Hair Caddis
9-10	Sat-Sun		Southwestern Tournament
12	Tuesday	7:00 pm	Beginning Fly Tying #13 - Adams
13	Wednesday	9:00 am	Conservation Team at San Gabriel
16	Saturday		SWC-FFF Fly Buy
16-17	Weekend		Club Trip: Lower Owens #2
19	Tuesday	7:00 pm	Beginning Fly Tying #14 - Parachute Adams
23	Saturday	9:00 am	Lower Owens Workshop
24	Sunday	9:00 am	Club Cast
26	Tuesday	7:00 pm	Beginning Fly Tying #15 - Humpy
28	Thursday	7:00 pm	Monthly Meeting: Green River w/Boomer Stout

March

2-3	Weekend		Club Trip: Lower Owens Trip #3
4	Monday	7:00 PM	Board of Director's Meeting
6-10	Week		Fred Hall Show
10	Sunday	9:00 AM	Directors' Handicap
12	Tuesday	7:00 PM	Advanced Fly Tying Class: #1
13	Wednesday	9:00 AM	Conservation Team at San Gabriel
16	Saturday	9:00 AM	Entomology Clinic with Maggie Merriman
19	Tuesday	7:00 PM	Advanced Fly Tying Class: #2
		7:00 PM	Casting Instructor's Clinic #1
23	Saturday	9:00 am	Double Haul Ball
26	Tuesday	7:00 PM	Advanced Fly Tying Class: #3
		7:00 PM	Casting Instructor's Clinic #2
28	Thursday	7:00 pm	Monthly Meeting: Alex Cady and SoCal Bass

April

2	Tuesday		Casting Instructor's Clinic #3
4	Thursday	7:00 PM	Annual General Meeting
9	Tuesday	7:00 PM	Casting Instructor's Clinic #4
10	Wednesday	9:00 AM	Conservation Team at San Gabriel
16	Tuesday	7:00 PM	Casting Instructor's Clinic #5
21	Sunday	6:00 PM	Awards & Installation Dinner
23	Tuesday	7:00 PM	Beginning Casting Clinic: Orientation
23-28	Week		Club Trip: Green River, Utah
30	Tuesday	7:00 PM	Beginning Casting Clinic: 1 st Night



Free Educational Series

2/9-Pat Jaeger Lower Owens Drift Boat Fishing

2/16-Zino Nakasuji Fishing Oahu
with Al Quattrocchi Tying Island Favorites

2/23-Ross, Scientific Anglers & Umpqua
with Representative Darin Elmore

3/2-Simms Products with John Sherman
& Carl "Boomer" Stout Presents the Green River, UT

Store (714) 525-1827

Travel (714) 578-1880



YOUR FLY FISHING DESTINATION
& RESORT OUTFITTER

FLY FISHING EXCURSIONS • CLASSES
PRIVATE INSTRUCTIONS

(310) 749-6771

3901 Brayton Ave., • Long Beach, CA 90807 • www.spfadventures.com



hotel CURRENT

VICKI R. ARREGUIN
DIRECTOR OF SALES

5325 e. pacific coast highway • long beach, ca 90804
direct 562.597.1341 x128 • facsimile 562.597.8741
vicki@hotelcurrent.com • www.hotelcurrent.com