

Highlights

- ❖ Fly of the Month: Bead-Head Hare's Ear
- ❖ Club Trips for 2012
- ❖ Calendar

Inside

- Page 3: Winter Fishing Begins! January Lower Owens Trip
- Page 3: Fishing California's Stillwaters
- Page 5: The Green River Trip Approacheth

Target Talk

Newsletter of the Long Beach Casting Club, Established 1925

January 2013

www.longbeachcastingclub.org

(562) 433-9408

Leader's Line ...

Resolve to Fish More

JIM THOMASON, PRESIDENT

It's a New Year and time to make some resolutions. If your resolutions are normally broken by January 2nd, make sure to include some things you'll enjoy so you just might actually keep them. Make a point to try or learn something new this year. The club has plenty of options for things to do and learn. Consider going on a club outing (or 2 or 3), attending a meeting (or 2 or 3), taking our fly tying class, building a rod, casting in our games, floating a lake or bay, serving on the board, or introducing someone new to the club. If you've done all that consider helping with any of the above.

I started early with our December club outing to surf fish in San Diego. We have so much surf around us and I never fish it. I've tried a couple times on my own and have one foul hooked ray for my troubles. I figured it was time to get some help. We arranged for a surf class with Peter Piconi, our October speaker. After fishing the bay Friday on our own, we gathered at his shop Friday night for a fly tying demo. He impressed us with his sparse Clousers that still had plenty of action. After a quick dinner, some of us continued tying well into the evening despite our pending early morning class. Everyone had to have that "Hot" fly of the day to use on Saturday.

The class was well attended with 15 club members in attendance. We all learned about proper gear, how to cast, read the water, and present your fly between the waves and maintain line control. While I only hooked one small perch, others did better. Regardless, I now feel capable of going back out there and improving rather than floundering (or is it halibutting?). The

camaraderie was great as we all went thru this learning process together. We returned to the bay afterwards where the hot fly did not disappoint.

If you're fairly new to the sport, it's not too late to get in on our annual **ON THE RIVER CLINIC** presented by Joe Libeu. You'll get 3 nights of information covering every facet of river fly fishing from one of our most experienced members. Couple that with 2 days on the river going over everything from wading and entomology to mending and reading the water plus your very own assistant and you'll be well on your way to becoming a proficient angler. If you've already taken the class, consider helping out. Teaching is a great way to learn.

We have 3 trips to the Lower Owens coming up starting with trip number one January 19-20. The Lower "O" is a wonderful place to fish. It's easy

Leader's Line continues on page 2


Leader's Line continued from page 1

to wade, there are very few obstructions to catch your fly, and there are lots of fish. The temperatures are usually very pleasant during the day and the Saturday night pizza is very entertaining. Back by popular demand is our Lower Owens Workshop Saturday, January 12th where you'll learn all about rigging plus numerous tips to make your trip more successful. We'll also have a Lower Owens Fly Tying session Thursday, January 3rd.

For you beginning fly tiers out there, drop in on the Tuesday night tying classes and hone your skills. If you're already proficient, give some one-on-one attention to a beginner. We'll also be hosting a soft hackle tying session Thursday, January 17th. Let me know if you have other tying techniques you would like to see (or host).

Another facet of fly fishing that is often overlooked is fishing stillwaters. It is home to some very large fish and can make for a very enjoyable way to spend a day. Once you master your personal fluid management, there are no trees to snag your fly, you actually enjoy having partners fish near you (not too near), and you get to buy all kinds of new gear. If your wading skills aren't what they used to be, it can also extend your fishing experience by decades, especially if you get a flotation device with oars (or a motor like me). Our January speaker, Frank Murata, will describe **FISHING CALIFORNIA STILLWATERS** and provide much of what you'll need to know to add this activity to your fly fishing repertoire. You can extend this knowledge to our local bays as well where the fish fight hard and there are lots of them.

So resolve now to expand your fly fishing instead of your waistline. We have lots to offer but can't do it without you. Make plans to join us for a few events this year.



OFFICERS

PRESIDENT

JIM THOMASON
(626) 357-6050

1ST VICE PRESIDENT

VACANT



2ND VICE PRESIDENT

RIX & YUMI GANO
(310) 291-3963

RECORDING SECRETARY

JOSEPH AUSTIN
(310) 325-0925

CORRESPONDING SECRETARY

BRUNO PIANA
(949) 305-5025

CAPTAIN

DAN RIVETT
(562) 431-2738

TREASURER

JOSEPH GUSTAFF
(562) 405-2924

MEMBERSHIP SECRETARY

HOWARD ULLER
(310) 548-6408

SENIOR DIRECTOR

RICH GARRETT
(562) 422-9696

JUNIOR DIRECTOR

BILL BOEHLERT
(714) 374-6491



TARGET TALK EDITOR

JOHN VAN DERHOOF
(562) 424-7313

Winter Fishing Begins... January Club Trip to the Lower Owens!

DAN RIVETT, CAPTAIN

The January club trip to Bishop has become an institution and this year's trip is on January 19–20. Our members are always ready to get out of the house and away after the holidays. This trip can and does produce anything from bluebird clear skies to snow storms. If you have not fished in the snow you have missed a beautiful and eerily quiet experience. Just make sure you have a wide brim hat, scarf, layered clothing and gloves.


Also, be prepared for some of the most consistently good fishing that can be found anywhere in the country!

This is a great social trip, with some of us going up Thursday or Friday, joining up with others new or experienced to fly fishing and fishing together. Many of us meet for breakfast at Jack's Restaurant to plan the day over a hearty breakfast.

On Saturday night we have a room reserved at The Pizza Factory in Bishop, which is always a good time to get together to hear and tell fish tales. We all throw in about \$10 and that covers salad, pizza and drinks.

The prelude to this trip will be held 9:00 AM, Saturday, January 12 at the clubhouse. This is a combination Pre-Trip and "Workshop". The Workshop is designed specifically for those new to club trips. Jeff Sadler, Yash Iseda and I will be sharing information on vests/packs, leaders, flies from our years of experience. Perhaps we can help you shorten your learning curve.

So even if you can't make the trip feel free to come down to the club and see a little stand-up comedy.



Fishing California's Stillwaters

JIM THOMASON, PRESIDENT

Join us this month as Frank Murata, a very proficient local Stillwater guide, introduces us to the ins and outs of fly fishing California Stillwaters. Frank will go over everything you need from the rod to the fly. He will then highlight two of the best Stillwater techniques in use today: Stillwater Nymphing and Stripping Streamers.

You will also learn strategies for locating and finding fish, how to read a lake, what's under the water, as well as how to research an area before you go. If you've been thinking about getting into the Stillwater game, you won't want to miss this presentation.

The meeting is Thursday, January 31st at 7:00 PM at the Long Beach Casting Club Clubhouse.

See you there!

Notes from the Pond


DAN RIVETT, CAPTAIN

With the distractions of the holidays, attendance at the casting games has dropped significantly. I am hoping that soon you will be back out to the games to hone your casting skills, so you will be prepared to target those hard to reach and finicky fish this spring.

Now that the pond water and bottom are clean (other than a minor pesky algae bloom) you can pick out the paint marks on the pond bottom as targets even without the floating targets set-up. Actually your accuracy will improve to a finer degree with those 6" paint targets rather than the 30" colored rings as targets.

The Southwestern Tournament will be held February 9–10 at the Long Beach Casting Club pond and clubhouse. We will need plenty of help to make this another successful event. Please contact me at drivett@commercelp.com at your earliest opportunity, so I can be sure we fill all of the needed duties. This is a wonderful opportunity to cast with or watch some of the best casters in the country.

See you on the pond...



Free Admission for Working the Fred Hall Show

RICK LONG & JOHN STINE, MEMBERS

The Fred Hall Show will be held at the Long Beach Convention Center starting on Wednesday March 6, 2013 through Sunday, March 10, 2013 (Wednesday through Friday from 1:00 PM to 9:00 PM; Saturday from 10:00 AM to 9:00 PM and Sunday from 10:00 AM to 7:00 PM).

Volunteers are needed each day to help work three-hour or four-hour shifts in the morning, afternoon or evening. If you volunteer to work the show, you will get in free!

Please contact:

Rick Long at 310-375-6900 or by email at vglong1@aol.com or;

John Stine at 562-431-2817 or by email at jmastine@verizon.net

The Green River Trip Approacheth

JEFF SADLER, PAST PRESIDENT

Don't you love "approacheth"... Well anyway, we will be there in late April and this remains the premier Long Beach Casting Club annual fishing trip. We are already starting to sign up.

This is my favorite trip to my absolutely favorite river. You must be an adequate caster and fisher but not advanced.

Where? Green River tailwater below Flaming Gorge Reservoir, Dutch John, Utah.

When? Arrive April 23, 2013 and leave April 27, 2013.

Sleep? Five nights at Flaming Gorge Lodge. Best in the area. Campsites available.

Eat? Wherever you want to. Lunch provided by guides on float days.

Guides? Two days guided float are included in the price. Two days walking on your own. Guides can be arranged for more or less than two days if you wish.

Fish? Big Browns, big Rainbows, big Cutthroats, big Cutt-bows (did I say "big"?)

Beauty? You cannot believe how beautiful the view is from the overlook near our hotel. The river itself runs through a spectacular red rock and green tree lined slot canyon.

Weather? Yes...and if you don't like it, wait a minute, it will change.

Cost? Not sure yet but may be a little more than last year (\$760 last year)

Travel: Drive in 14–18 hours or, fly to Salt Lake, rent a van and drive for 4 hours.

WARNING: Yash and I are expecting a bigger crowd this year so sign up early for reservations. Contact me if you're considering it. The "official" reservations are

money on deposit with Brandt at Marriott's.

More later with exact prices and options (more or less guides, more or less rooms, etc.) but in the meantime you can call me (310-377-38680 or email me (fotofish@verizon.net).



Club Trips for 2013

RIX & YUMI GANO, 2ND VICE PRESIDENT

Here are the Club Trips for the next couple of months. Join us!

2013 TRIPS:

| TRIP DATE | TRIP & LEADER |
|------------|---|
| Jan. 19–20 | Lower Owens #1 by Jeff S., Dan R., John L., Yash I. (Workshop on Jan. 12, 2013) |
| Feb. 16–17 | Lower Owens #2 by Jeff S., Dan R., John L., Yash I. (Workshop on Feb. 2, 2013) |
| Mar. 2–3 | Lower Owens #3 by Jeff S., Dan R., John L., Yash I. (Workshop on Feb. 23, 2013) |

Trip locations and dates are subject to change. Please monitor Target Talk for the latest information. Pre-Trip Meetings held at the clubhouse at 7:00 PM.

Please contact us, Rix and Yumi Gano, if you have any questions at 310-291-3963 or rgano1@yahoo.com.



February 16, 2013 ❖ 9:00 AM - 4:00 PM

Great Buys on New and Used Tackle

Benefit the Southwest Council Federation of Fly Fishers

LONG BEACH CASTING CLUB, 4901 East 7th Street Long Beach, CA 90804

Lunch \$10.00 for FFF members, \$15.00 others. Membership available at door.

Please RSVP by January 23, 2013. Call 818-757-3474 or email: secretary@southwestcouncilfff.org



FLY TYING: 9-4

Learn from award winning fly tiers. Bill Blackstone, John Van Derhoof, Carl Ronk, Maria Rivas, Graham Owen, Steven Fernandez, Dean Endress, Peter Koga, Lee Baerman, Mark Kirchner, Naomi Okamoto and others. They will demonstrate their famous patterns and techniques! This event will feature 3 renowned Buzsek Award winners.

HOT CREEK LEADERS: 10-NOON

Hot Creek Guru Mas Okui will teach how to tie his famous freshwater leaders. The cost of the class \$100.00. The leader kit will have enough material to create plenty of leaders to use throughout the season. The master will also instruct on how to cast these leaders. The class will be held from 10:00 am to noon. Limited to the first 10 people to RSVP by January 06, 2012. Please call 818. 757. 3474 or email: secretary@southwestcouncilfff.org

GARAGE SALE: 9-4

Please donate items for the fly fishing garage sale. Rods, reels, lines, clothes, vests or accessories. Anything not sold will be donated to Project Healing Waters or as needed by the SWC member clubs. Items must be in working order and have a value of at least \$10.00. A great opportunity to dispose of extras and unwanted items of all matters fly fishing. Please give items to your SWCFFF representative or contact us directly. This is the perfect way to do spring cleaning and to help the SWCFFF.

CASTING: 9-4

Take a quick lesson and receive pointers from our Certified Federation Instructors. \$1.00 per minute (15 minutes minimum). Your casting can be analyzed by one of our certified instructors. Get tips on your Single-handed, Spey or double-haul casting. See how you do in the Danish Casting Games! Come join in on the fun of casting!

SILENT AUCTIONS: 9-3

For your bidding pleasure both select and special items will be on the tables all day. Bidding will be conducted or opened for 90 minutes at a time, all day. Come any time and place your bids!

LIVE AUCTION: immediately after lunch

Special fly plates, unique specialized flies, private casting and special gear will be up for the exciting live auction. Don't miss it!

Teach the Teachers

Brought to you by the Southwest Council, Federation of Fly Fishers

You're invited to the 2nd Annual "Teach the Teachers" class series!

If you are an FFF certified casting instructor (CI) and/or a casting instructor at your local club, and you're interested in some continuing education aimed at improving your teaching skills, this is the class for you. All four Saturdays in January we'll be meeting at the Long Beach Casting Club from 9:00 AM until noon.

FFF certified casting instructors will be teaching you tried and true techniques for teaching the basic casts (pick/up lay down, false cast, roll cast). In addition, this year we will be expanding our instruction to include techniques for teaching FISHING techniques, such as line control (mends, shooting, slipping, various slackline presentations), as well as hauling and accuracy.

Instruction will include not only "how to", but methods for diagnosing faults in your student's cast, and how to correct them.


Cost is \$40 per person, FFF rate. and \$50 per person non-FFF member rate. This is for all four classes and NOT per class!

Time: 9:00 AM to noon

Dates: January 5, 12, 19, 26 (Saturdays)

Location: Long Beach Casting Club, Recreation Park, Long Beach, CA

Contact Tim Lawson for more information and to enroll at tlawson11@hotmail.com or by phone at 323-303-7438



Our New Members

HOWARD ULLER,
MEMBERSHIP SECRETARY

On December 3, the Board of Directors approved the applications of the following new members:

- ❖ David M. Boyer of Tustin
- ❖ Dennis Kong of Lakewood
- ❖ Fred Roberts of Downey

Please greet and welcome our newest members at the Monthly Meeting set for January 31.

May they enjoy a lifetime of healthy hatches and tight lines.

Fly of the Month: Bead-Head Hare's Ear

JOHN VAN DERHOOF, EDITOR

I was visiting with one of our beginning casting class students the other night and naturally the conversation got around to fishing. The student was curious about fly selection and asked a question many of us I am sure have been asked before. "... *If you were limited to three flies to go fishing with, what three would you choose?*"

I thought for a moment and responded "...*an Olive and Black Woolly Bugger streamer, an Elk Hair Caddis dry fly and a Bead-Head Hare's Ear nymph.*"

After almost 50 years of fly-fishing I had a pretty good idea what I would select. And, of course, my choices are just that, mine. Yours might be completely different. I think we would all choose patterns that we find easy to tie and more importantly proven fish getters. In these three flies I have complete confidence. All three are very effective at catching fish and all three are easy to tie. Both the Elk Hair Caddis and the Bead-Head Hare's Ear are also easy to modify with a pair of scissors right at streamside if needed to create a lower profile dry or an emerger or a thinly dressed slow water mayfly nymph. Also, all three flies have that one quality that I have alluded to over and over again: "*the illusion of life.*" They resemble nothing specific and everything in general and appear alive while they are doing it.

The Bead-Head Hare's Ear is one of the most productive flies that you can use and tie. It really should, without a doubt, be in everyone's fly box.

Materials for tying the Bead-Head Hare's Ear:

- Hook:** Mustad 3906B 1x long nymph wet fly hook or equivalent
- Head:** Brass or tungsten bead
- Thread:** Black 6/0 or 8/0 or a color to match the pattern
- Tail:** Hare's ear natural or in dyed colors especially olive
- Body:** Hare's ear natural or in dyed colors especially olive with a gold wire rib
- Wing case:** Brown mottled turkey quill, lacquered or Flashy synthetic sheeting
- Thorax:** Hare's ear natural or in dyed colors especially olive well picked out as legs



Instructions for tying the Bead-Head Hare's Ear:

- 1 Slide an appropriately sized bead over the point of the hook and up to the headspace. Place your hook in the vise and attach the thread behind the bead. Wind a small thread "jam" against the bead and wind evenly down to the bend. If you want the wing case to go over the bead then make sure that the bead has a small amount of space between it and the eye. You will need this space in which to tie of the wing case and to whip finish.
- 2 Select a ¼" wide section of mottled brown turkey wing quill which will be used for the wing case and cut it off. Though many people prefer to make the thorax as wide as the gap of the hook, I prefer it to be a little narrower allowing the guard hairs to splay out to the side more; just personal preference that's all. Apply head cement to the wing section and set it aside to dry.
- 3 Remove a small bunch of fibers for the tail from a hare's mask. These fibers should have both the guard hairs and a small amount of basal fur/dubbing. Tie in the tail which should be the length of the shank or a little shorter. Be sure not to use too much hair as the tail should look light and spiky not heavy or dense.
- 4 Tie in a 4" length of gold wire on the lower back side of the hook. Cut off a bunch of hair from a hare's mask containing both dubbing and guard hairs. Apply the dubbing to your thread and wind it forward to the mid-point of the shank. The body should be thin but the guard hairs should stick out giving it an unkempt, spiky appearance. This is what helps to make this fly work so well; trapping air bubbles between the base hair and the guard hair giving it a lifelike quality in the water. Reverse wind the gold wire (the direction opposite of the body) about 3 or 4 turns, tie off the remaining wire.
- 5 Tie in the now dry wing case by the tip end and



centered on the top of the hook. Remove another clump of hair from a hare's mask containing both dubbing and guard hairs and dub those onto your thread. Wind the thorax forward to the back of the bead. The thorax should be full and you should pick out the fibers with your bodkin to create a hackle out of the dubbing and guard hairs.

- 6 Pull the wing case forward and tie it down either behind the bead or in front of it. I prefer to cover the top of the bead with the wing case. If you do want to cover the bead then before you do, push back the bead just a little to make room for the wing case, re-attach the thread, pull over the wing case and tie it down. Now form a small head and the whip finish.

Thursday Night Activities

JIM THOMASON, PRESIDENT

We've planned a host of activities to get you out of the house and down to the club. Activities include fly tying, specialty casting techniques, videos, and any other fly fishing related things we can think of. Send me an email if you have any topics you would like to see at jathomason@mail.com.

| DATE | TOPIC | PRESENTER |
|---------|-------------------------|------------------|
| Jan. 3 | Tying Lower Owens Flies | Joe Libeu |
| Jan. 17 | Soft Hackles | Jun Watanabe |
| Feb. 21 | Wrapping Hackle | TO BE DETERMINED |

On the River Clinic

JOE LIBEU, PAST PRESIDENT

As part of the Long Beach Casting Club's continuing education, join us for three nights of and educational experience geared to the individuals that wish to gain overall fly fishing knowledge. The Class Room dates are December 12, 19 & January 2 and the Lower Owens Outing is January 5. You will be introduced to entomology, stream structure, casting applications, short and long line presentation, reading the water, fly selection, organizing your fly box and knots.

We will then take the knowledge you have gained and apply it to a Lower Owens weekend outing where you will receive individual instructions.

The ON THE RIVER CLINIC is lead by Joe Libeu who is a licensed guide, Master Certified Casting Instructor



and owner of Sierra Pacific Fishing Adventures. Joe has been fishing the Lower Owens since 1975 and considers this watershed to be his home water.

The ON THE RIVER CLINIC is for Club members. Call Joe Libeu at 310-749-6671 or email Fishlgf@ix.netcom.com for any additional information or to sign up for the clinic.

SIERRA PACIFIC FISHING ADVENTURES

YOUR FLY FISHING DESTINATION & RESORT OUTFITTER

FLY FISHING EXCURSIONS • CLASSES • PRIVATE INSTRUCTION

On-the-Stream Fly Fishing Classes in the Eastern Sierras

The Lower Owens River, just outside of Bishop, California offers world-class fly fishing for wild trout during the winter and spring! Join us for a 2-day educational experience to improve your success in nymph, dry fly, steamer and wet fly fishing. You will be introduced to entomology, stream structure, casting applications, short and long line presentation, reading the water, fly selection and basic knots.

We offer a clinic dedicated to ladies only conducted by Kathy Kim and Joe Libeu. In addition, Advanced Nymphing Clinic will be offered. Joe Libeu, your instructor, is a certified Federation of Fly Fishers "Master" Casting Instructor and Guide and brings with him years of experience on this his home water.



New this year is a Dry Fly Clinic on Hot Creek Ranch, this is a two day clinic that will cover, entomology, presentation casts and reading the water.

2012 CLASSES: BEGINNING: Oct. 20-21; Nov. 10-11; ADVANCED: Oct. 27-28; Dec. 15-16; WOMEN'S CLINIC: Dec. 8-9; DRY FLY CLINIC HOT CREEK RANCH: Nov. 17-18

For additional information or to sign up please contact, Joe Libeu at 310-749-6771, JLSPFA@ix.netcom.com



Sierra Pacific Fishing Adventures • 3901 Brayton Ave., Long Beach, CA 90807 • (310) 749-6771 • www.joelibeufllyfishing.com

Calendar of Events

January 2013

| | | | |
|-------|-----------|---------|---|
| 1 | Tuesday | | Happy New Year! |
| 2 | Wednesday | 7:00 PM | On the Water Clinic: 3 rd Session |
| 3 | Thursday | 7:00 PM | Thursday Activity Night: Lower Owens Fly Tying w/Joe Libeu |
| 5 | Saturday | 9:00 AM | SWC-FFF Teach The Teacher Casting Instruction #1 |
| 5-6 | Weekend | | On the Water Clinic: Bishop and Lower Owens Trip |
| 7 | Monday | 7:00 PM | Board of Director's Meeting |
| 8 | Tuesday | 7:00 PM | Fly Tying Class: #8 - Clouser Minnow |
| 9 | Wednesday | 9:00 AM | Conservation Team at San Gabriel |
| 12 | Saturday | 9:00 AM | Lower Owens #1 Fishing Workshop and Pre-Trip Meeting |
| | | 9:00 AM | SWC-FFF Teach The Teacher Casting Instruction#2 |
| 13 | Sunday | 8:00 AM | Breakfast |
| | | 9:00 AM | Club Cast |
| 15 | Tuesday | 7:00 PM | Fly Tying Class: #9 - Crazy Charlie |
| 17 | Thursday | 7:00 PM | Thursday Activity Night: Wrapping Soft Hackles w/Jun Watanabe |
| 19 | Saturday | 9:00 AM | SWC-FFF Teach The Teacher Casting Instruction #3 |
| 19-20 | Weekend | | Club Trip: Lower Owens Trip #1 |
| 22 | Tuesday | 7:00 PM | Fly Tying Class: #10 - Woolly Bugger |
| 26 | Saturday | 9:00 AM | SWC-FFF Teach The Teacher Casting Instruction #4 |
| 27 | Sunday | 9:00 AM | Club Cast |
| 29 | Tuesday | 7:00 PM | Fly Tying Class: #11 - Muddler Minnow |
| 31 | Thursday | 7:00 PM | Monthly Meeting: California Stillwaters with Frank Murata |

February

| | | | |
|-------|-----------|---------|--|
| 2 | Saturday | 9:00 am | Lower Owens #2 Fishing Workshop and Pre-Trip Meeting |
| 4 | Monday | 7:00 pm | Board of Directors' Meeting |
| 5 | Tuesday | 7:00 pm | Beginning Fly Tying #12 - Elk Hair Caddis |
| 9-10 | Sat-Sun | | Southwestern Tournament |
| 12 | Tuesday | 7:00 pm | Beginning Fly Tying #13 - Adams |
| 13 | Wednesday | 9:00 am | Conservation Team at San Gabriel |
| 16 | Saturday | | SWC-FFF Fly Buy |
| 16-17 | Weekend | | Club Trip: Lower Owens #2 |
| 19 | Tuesday | 7:00 pm | Beginning Fly Tying #14 - Parachute Adams |
| 23 | Saturday | 9:00 am | Lower Owens Workshop |
| 24 | Sunday | 9:00 am | Club Cast |
| 26 | Tuesday | 7:00 pm | Beginning Fly Tying #15 - Humpy |
| 28 | Thursday | 7:00 pm | Monthly Meeting: Green River w/Boomer Stout |

March

| | | | |
|------|-----------|---------|---|
| 2-3 | Weekend | | Club Trip: Lower Owens Trip #3 |
| 4 | Monday | 7:00 PM | Board of Director's Meeting |
| 6-10 | Week | | Fred Hall Show |
| 10 | Sunday | 9:00 AM | Directors' Handicap |
| 12 | Tuesday | 7:00 PM | Advanced Fly Tying Class: #1 |
| 13 | Wednesday | 9:00 AM | Conservation Team at San Gabriel |
| 16 | Saturday | 9:00 AM | Entomology Clinic with Maggie Merriman |
| 19 | Tuesday | 7:00 PM | Advanced Fly Tying Class: #2 |
| | | 7:00 PM | Casting Instructor's Clinic |
| 23 | Saturday | 9:00 am | Double Haul Ball |
| 26 | Tuesday | 7:00 PM | Advanced Fly Tying Class: #23 |
| | | 7:00 PM | Casting Instructor's Clinic |
| 28 | Thursday | 7:00 pm | Monthly Meeting: Alex Cady and SoCal Bass |



| | |
|--|--|
|  <p>Bob Marriott's FLYFISHING STORE</p> <p>www.bobmarriotts.com info@bobmarriotts.com 2700 W. Orangethorpe Ave Fullerton, CA 92833</p> | <p>GOING GREEN...</p> <p>We now offer a full service Equipment Recycling Program that saves resources.. and puts some "green" on an account for you here at the shop!</p> <p>www.bobmarriottsflyfishingstore.com/going-green</p> <p>Store (714) 525-1827 Travel (714) 578-1880</p>  |
|--|--|



**SIERRA
PACIFIC**
FISHING ADVENTURES

YOUR FLY FISHING DESTINATION
& RESORT OUTFITTER

FLY FISHING EXCURSIONS • CLASSES
PRIVATE INSTRUCTIONS
(310) 749-6771

3901 Brayton Ave., • Long Beach, CA 90807 • www.spfadventures.com



hotel CURRENT

VICKI R. ARREGUIN
DIRECTOR OF SALES

5325 e. pacific coast highway • long beach, ca 90804
direct 562.597.1341 x128 • facsimile 562.597.8741
vicki@hotelcurrent.com • www.hotelcurrent.com