

## Highlights

- ❖ Fly of the Month: Polly's Casual Dress
- ❖ Club Trips for 2012
- ❖ Calendar

## Inside

- Page 3: Tips & Techniques (Rescheduled from July)
- Page 5: Fly Tier Extraordinaire
- Page 7: Great Fishing in San Diego Bay!

# Target Talk

Newsletter of the Long Beach Casting Club, Established 1925

August 2012

[www.longbeachcastingclub.org](http://www.longbeachcastingclub.org)

(562) 433-9408

## Leader's Line ...

## Learning to Become a Better Fly Fisher

JIM THOMASON, PRESIDENT

I just returned from a weekend stillwater fishing class where we were introduced to a variety of new techniques including fishing "Naked", "Dangling", and "Hanging." While it was not an official club trip, there were 11 club members in attendance and we had a great time floating together and helping each other try out the various things we learned. I was especially impressed by everyone's willingness to share information about what was "working" as each catch was followed by a shout-out of "got that one on a (hare's ear, pheasant tail, damsel, ice cream cone) fishing (under indicator, naked, stripping, on the hang) at x feet from the top or bottom." That kind of real time information can really increase everyone's fish count. If you too are into learning new things about our sport, consider attending some of our upcoming events.

Fall is one of the best times of the year to fish as the rivers and lakes have cooled down and the summer crowds have diminished. In preparation for the fall, now is the time to come out and join the Tuesday night casts to get your arm and your aim in shape. In addition to our usual Tuesday night casts which run thru the end of the month, on August 16<sup>th</sup> we'll be featuring a special casting night headed by Mark Allen.

Tailored after the Danish Games, this casting event features a series of stations each requiring different real world casting techniques. In addition to casting to multiple targets at various distances, you'll also cast under obstructions (imagine a tree branch), around obstructions (imagine a rock), through obstructions (imagine a hole between upper and lower leafy branches), and with obstructions at your back (imagine a high weedy bank). You'll also make

long casts (imagine the flats), reach casts (imagine currents), off-handed casts (imagine wind over your dominant hand side). These are all situations you're likely to encounter in a normal day of fishing. If that's not enough, if you've already completed our beginning casting class, we'll be offering our intermediate casting class in September. It's a great way to work on some of the more advanced casting techniques.

For those of you that know how to tie, we have scheduled a brief tying session prior to several of our upcoming outings where we'll tie one or two flies suitable for the destination. It's a great way to brush up on your tying skills and get that little bit of extra motivation to spend some time at the vice. For those of you that don't tie or can't attend the outing,

*Leader's Line continues on page 2*

*Leader's Line continued from page 1*

it's a great way to learn more about some of the flies we'll be using on the outing. For you new members, stop by and get to know more people in the club. I think you'll be impressed by everyone's willingness to help you improve your skills.

If you've already got your casting down and tie plenty of flies, you might want to consider our rod building class in September. While it takes some time and experience to master the advanced skills, such as feather inlays and specialty wraps, the basics can be learned quite easily. Add some simple customizations and you'll have a truly memorable rod. You might even save some money and be able to make basic repairs to any of your rods should the need arise.

With all these choices, there's no excuse not to get out there and try something new. By the way, fishing "Naked" involves using a long leader fishing midges on a very slow retrieve without an indicator. "Dangling" is the use of a full sink line fished vertically, and "Hanging" is attempting to induce a take with a slow lift and long pause at the end of the retrieve prior to re-casting.



## New Member Requests

**HOWARD ULLER,  
MEMBERSHIP SECRETARY**

On June 9, 2012 the Board of Directors approved the membership applications of the following people:

- ❖ Kevin Purcell, Fullerton
- ❖ Peter Whalen, Orange

Please greet and welcome our newest members at the Monthly Meeting on August 30. May they experience a lifetime of healthy hatches and tight lines.

## OFFICERS

### **PRESIDENT**

JIM THOMASON  
(626) 357-6050

### **1<sup>ST</sup> VICE PRESIDENT**

VACANT



### **2<sup>ND</sup> VICE PRESIDENT**

RIX & YUMI GANO  
(310) 291-3963

### **RECORDING SECRETARY**

JOSEPH AUSTIN  
(310) 325-0925

### **CORRESPONDING SECRETARY**

BRUNO PIANA  
(949) 305-5025

### **CAPTAIN**

DAN RIVETT  
(562) 431-2738

### **TREASURER**

JOSEPH GUSTAFF  
(562) 405-2924

### **MEMBERSHIP SECRETARY**

HOWARD ULLER  
(310) 548-6408

### **SENIOR DIRECTOR**

RICH GARRETT  
(562) 422-9696

### **JUNIOR DIRECTOR**

BILL BOEHLERT  
(714) 374-6491



### **TARGET TALK EDITOR**

JOHN VAN DERHOOF  
(562) 424-7313

## Tips & Techniques (rescheduled from July)

JIM THOMASON, PRESIDENT

One of the things I like most about fly fishing is that there is always something new to learn (or as I'm finding out as I get older: relearn). If you feel the same way, you'll want to make sure and attend this month's meeting on Fly Fishing **TIPS & TECHNIQUES** hosted by our very own Joe Libeu on Thursday, August 30 at 7:00 PM. If you're feeling like you having déjà vu all over again and have read this recently, due to a scheduling conflict Joe was unable to present at the July meeting and has been moved to August.

The format is simple: bring together several people skilled in the various facets of fly fishing that have a desire to share their wealth of experience and knowledge. Put them in front of the various implements of their craft. Set them up in and around the clubhouse and let the guests move about at they please drawn to their areas of interest.

We'll have presentations on the basics, such as knot tying (including testing the strength of your favorite knot), various leader set-ups, every type of fly line you can think of and when and how to use them, and the pros and cons of the myriad of indicators currently on the market. There will be fly tying demonstrations by some of the best fly tiers in the sport, introductions to stillwater and saltwater fly fishing, specialty casting demonstrations, rod building displays, and a whole lot more.

For those new to the sport, including recent graduates of our beginner casting class, this is a great chance to gain exposure to all the other aspects of fly fishing. For those with more experience, I guarantee you'll come away with a few nuggets of information you'll be able to put to use as soon as the run-off subsides. For those of you stuck in a rut, come learn about the many new avenues fly fishing is taking to reignite

your passion. For all it's a great chance to get to know your fellow club members as this is the only meeting where you can chat the night away. Don't miss this opportunity to improve your skills.



## Rod Building Class 2012

ALAN ROSS,  
ROD BUILDING CHAIRPERSON

Here is a reminder that the Long Beach Casting Club's annual Rod Building Class will start with an Orientation on Tuesday, September 4 at 7:00 PM. The remaining four classes will be September 25, October 2, 9, and October 16.

Please notice that, as has been done in the past, there will be a two-week period between the Orientation night and the first Class to allow students time to purchase and receive their blanks and materials.

Space in the class may be limited so be sure to get your name on the sign-up list early. Contact Alan Ross at (310) 379-2015 or send an email to alanross@earthlink.net with your full name, address, phone number, and email address.

# Measure Up at the Yards & Inches Tournament


MICK WOODBURY, PAST PRESIDENT

**L**BCC offers a lot of fishing opportunities, but nothing is as close to the Club as the Yards & Inches Tournament, *and* gives you a year of bragging rights and your name on a perpetual trophy, *and* the opportunity to have fresh posole, chips and beer at the weigh in...uhh,...add in.

Mark your calendar now for Saturday, August 4<sup>th</sup> and join the Fleet in the pursuit of spotted bay bass, sand bass, various croakers, halibut, mackerel, perch, etc. The 5-ft tide is incoming the entire morning so there will be an extended prime-catching window.

Yards & Inches rules are simple. Measure the length of all sport fish you catch (no sharks or rays; fly rods and flies only; no bait) and keep a running total of the length of all fish caught. Highest total length wins. They don't have to be big; think looong. Start at 6'ish and fish till noon in Huntington Harbour.

You'll need to fish from something floatable—like small boats, kayaks, pontoon boats, dinghies or float



tubes. For float tubers, there are hundreds of boat docks to fish where you won't have to fight current or tides.



The Pre-trip Meeting is at the clubhouse on Wednesday, July 25<sup>th</sup> at 7:00 PM. You'll learn everything you need to know: maps, launch sites, lure du jour and location of lunch.

## TIRED OF BEING PUSHED AROUND?

Winds can be a nuisance in any body of water, especially when it keeps you from fishing your spot. Lake Crowley is notorious for afternoon winds that can literally blow you across the lake.

There are ways to extend your fishing time. You can pay Cabela's \$40 to \$75 for their drift sock. Or, for way under \$10 you can make your own. At the Yards and Inches pretrip meeting, on July 25<sup>th</sup>, Mick Woodbury will show you how to make and use a drift sock (also known as sea anchor, or drogue). Also the one thing you NEVER want to do when using one.

If you're in the Fleet, or ever fish from a float tube, kayak, pontoon boat, or dingy, you will learn to show the wind you're no pushover.



# Fly Tier Extraordinaire

CAROLE KATZ, PHWFF NATIONAL TRUSTEE

6,000 flies; one man. On July 2, 2012, John Woodling reached the astonishing number of six thousand flies tied and donated to Project Healing Waters Fly Fishing.

He began in March of 2011 when he heard of a national "Tie-A-Thon" that was tying flies for PHWFF. He pledged to send 200 flies for that event, but kept going until he reached 1,500 flies. He liked the idea of tying flies for disabled veterans, so John went to the PHWFF website and contacted PHWFF.

Because he lives in Southern California, he was referred to me. I invited him to come to PHWFF classes at the Long Beach Casting Club so that he could meet the participants. He did, and brought more flies with him. Each week he brings another 100-200 flies, all beautifully tied. On July 2, he had reached the amazing total of 6,000 flies.

Two volunteers purchased a gift club membership for John so that he could help with our program; he has since renewed that membership. John is now a regular volunteer and helps with the weekly classes in rod building, tying and casting, and is going to be the lead instructor for fly tying this fall.



In addition to filling the fly boxes of the veterans in the Long Beach PHWFF program, his flies have been sent to other programs in the region, and used as raffle items to help fund the program.

Mere words are so inadequate to express how we feel about his generosity and commitment. John

Woodling is an extraordinary Project Healing Waters Fly Fishing volunteer. When you see him at club meetings, please take a moment to thank him.



## Club Trips for 2012

RIX & YUMI GANO, 2<sup>ND</sup> VICE PRESIDENT

The June club trip will be to San Diego Bay hosted by Joe Austin. Please see Joe Austin's article for additional information.

### 2012 TRIPS:

| TRIP DATE  | TRIP & LEADER  |
|------------|--|
| August 4   | <b>Yard &amp; Inches</b> , hosted by Mick Woodbury (Pre-trip on July 25) |
| Sept. 15   | <b>Cottonwood Lakes</b> hosted by Rix & Yumi (Pre-Trip on August 29)     |
| October 13 | <b>Kern River</b> hosted by Eddie Madrid (Pre-Trip on October 3)         |

Trip locations and dates are subject to change. Please monitor Target Talk for the latest information. Pre-Trip Meetings held at the clubhouse at 7:00 PM. Please contact us, Rix and Yumi Gano, if you have any questions at 310-291-3963 or rgano1@yahoo.com.

## 2012 Fly Fishing Faire

### Hosted by the FFF Southwest Council

Most fly-fishing shows are held in convention centers or hotels. When the clubs of the Southwest Council FFF planned their first Fly Fishing Faire, they took it to the very heart of California's fly fishing country: Mammoth Lakes.



Slated for September 13-16, The Fly Fishing Faire will host clinics, workshops, casting, fly-tying, vendor displays and every aspect of the sport aimed at conventional anglers who want to 'convert', casual anglers, fly-fishing fanatics and weekend visitors to the Mammoth area. Headquartered at Cerro Coso Community College, adult admission will be \$10 with children and teens age 16 and under free. One admission is good for all Faire days.

**WHERE:** Mammoth Lakes, Calif.

**VENUE:** Cerro Coso Community College  
101 College Parkway  
Mammoth Lakes, CA 93546

**WHEN:** September 13-16

**WHAT:** A celebration of fly-fishing in Mammoth Lakes, the heart of California's fly fishing world; an introduction to all aspects of the sport including fly casting, fly tying demonstrations and instruction. Where-to-go and how-to-do-it sessions by local guides and other experts. Workshops and programs on Hot Creek, the upper and lower Owens River, Saltwater Fly Fishing, Lake Crowley, Pyramid Lake, Walker River Basin, Merced River, Yosemite waters, small stream tactics, and fly-fishing for bass in the lower Owens. Programs on wildlife photography, history, Sierra sightseeing; conservation raffles and auctions. Featuring about a dozen vendor display booths.

**HOURS:** Thursday: 2:00-5:00; Friday & Saturday: 8:00-5:00; Sunday: 9:00-3:00

**ADMISSION:** \$10 adults. Age 16 and under free. (Single admission is good all Faire days.)

**SPONSOR:** Southwest Council Federation of Fly Fishers

**WEBSITE:** For a list of programs, presenters, fly-tiers and events, visit the Faire website at <http://www.southwestcouncilfff.org/faire>.

**INFORMATION:** Michael Schweit, president, SWC FFF – [msangler@earthlink.net](mailto:msangler@earthlink.net); 818-757-3474



# Great Fishing in San Diego Bay!

**BILL BOEHLERT, PAST PRESIDENT**

**T**he fishing was hot in the cool waters of San Diego Bay on our June club trip. About fifteen members and guests showed up for some superb fishing, some just for Saturday, some for two days, and a few for the full Friday, Saturday and Sunday.

In spite of the absence of our guru Joe Austin, everyone caught plenty of fish—wily old veterans like John Stine and Mick Woodbury as well as those new to the saltwater like Rix and Yumi Gano. The hottest rod, though, belonged to Craig Bond, fishing for the first time in the ocean. He hauled in between 50 and 60 fish on Saturday alone, including several doubles (fish on both flies). President Jim Thomason also put on an impressive display, keeping his rod bent at all times.

Most of the fish were spotted bay bass—a rugged piscine brawler that puts a good bend in any 8-weight. There were also a few mackerels, yellowfin croaker, black croaker, and a tiny halibut. The most successful flies were the Newport Special, Piconi's Prowler, Gracie's Ghost Shrimp, and Kim's Surf Worm. Generally, though, the spotties will viciously attack anything that you pull past their nose.



If you were unable to attend this trip, it is not too late to catch the bite. I went the following Friday and the fishing was still outstanding. Get your old

bones up early, do the drive, and have a great time in the bay.



## FFF Fly Fishing Faire

**BILL BOEHLERT, PAST PRESIDENT**

**T**he Fly Fishing Faire is rapidly approaching. It will be in Mammoth from September 13 through the 16th. This extravaganza has classes and seminars for everyone from beginners to experienced anglers.

They will cover everything from casting and fly tying to on-the-water clinics at Crowley and local rivers. Many will be taught by local guides who are experts in fishing the area—a great way to learn for your next trip. There is also a trade show with vendor displays. To register for the Faire, you can sign up at: <http://www.regonline.com/builder/site/tab2.aspx?EventID=1054129>.

The Southwest Council still needs volunteers. They need about 35 people to work a four hour shift, either mornings or afternoons. You don't need any particular expertise, just a willingness to help. Volunteers are needed each day, Thursday through Sunday, to help with registration, merchandise sales, directing visitors, and several other areas. In addition to helping the sport, you will get free admission to the Faire and to the welcome dinner on Thursday.

If you would like to help, e-mail me at [blboehlert@verizon.net](mailto:blboehlert@verizon.net).



# Fly of the Month: Polly's Casual Dress

JOHN VAN DERHOOF, EDITOR

**M**any of our older members may well remember this month's pattern, Polly's Casual Dress. This pattern was a very popular with many of us way back eons ago and went by the unusual nickname of the "Pink Slug" (I don't know why so if you ever run in to Ian Walker and Mike Juno, ask them and then let me know).

The Casual Dress came from the vise of E. H. "Polly" Rosborough and was published in 1969 in his book *TYING AND FISHING THE FUZZY NYMPHS*. Polly was a true character and lived in Chilloquin, Oregon near the banks of the Williamson River. This is great generic pattern that imitates a great variety of different insects—mayflies, stoneflies, caddisflies and dragonflies to name a few. It is fuzzy and has a generic, suggestive form rather than being a precise imitation. I feel that the fly's effectiveness stems from this fact. In fact, many of you who know of our very own (Allen) Lowe's Grey Nymph will see similarities, but I think of a Casual Dress as a Lowe's Grey nymph on steroids...

I have used this fly as a searching pattern for years and alter its size and color to meet the demands of the particular stretch of water I am fishing. Try tying the fly in other colors such muskrat dyed olive and black. You can use other materials that have lots of guard hairs, such as a hare's mask, to achieve the same effect.

I also highly recommend adding something like Borden's ICE dubbing (like UV Dun or UV Pearl) to the body or the color adds a very nice and "controllable" amount of flash to the fly that can really help with how fish respond to it. With these material and tied on a salmon fly hook it makes a great steelhead and Alaskan trout or salmon pattern.






**MATERIALS FOR TYING POLLY'S CASUAL DRESS:**

Hook: Mustad 3906B or equal in sizes 2 to 18  
 Thread: Black 6/0  
 Tail: Muskrat guard hairs and fur color to match body  
 Body: Muskrat dubbing natural or dyed  
 Ribbing: Gold wire  
 Hackle: Muskrat guard hairs and fur collar  
 Head: Black ostrich herl or peacock herl and black thread

**INSTRUCTIONS FOR TYING POLLY'S CASUAL DRESS:**

- 1 Attach thread to the hook behind the headspace and wind down to the bend of the hook. Select a good quality piece of muskrat skin and stand up a small amount of the guard hairs and fur so that they are perpendicular to the piece of skin (to keep the ends of the guard hairs even) and cut off. Remove about half of the fur, set the excess aside and tie in the guard hairs and the remaining fur as a tail. The tail should be as long as the shank.
- 2 Cut a 4" long piece gold wire and tie it in along the back side of the hook. Cut more guard hairs and fur from the muskrat skin, add it to what you removed from the tail and mix it up with your fingers to use as dubbing. Apply the dubbing to the thread and wind it  $\frac{3}{4}$  the length of the body. The body should be smoothly tapered and cigar shaped. Wind the gold wire ribbing in the reverse direction of the dubbing 5 turns and tie off. Secure the fly with a 3-turn whip finish but do not cut off the thread.
- 3 Prepare a 3" to 4" long dubbing loop with the thread. Prepare some more muskrat guard hairs and dubbing for the hackle in the same manner as the tail but about 2 or 3 times as much and cut off the hide. If you own a dubbing twister now is a great time to use it as it allows you to control the loop opening and tension easily.

Place the guard hairs and fur in the dubbing loop



so that the cut end is only about  $\frac{1}{8}$ " past the thread, tighten the loop and spread out hair and fur so that it is somewhat even from end to end. With a dubbing twister or shepherd's hook twist the loop until the hair and fur are secure. Without letting the loop untwist, grab it with a pair of hackle pliers and wind the loop 3 or 4 turns. Take care to keep the good ends of the guard hairs pointing to the rear of the hook.

- 4 Tie in the ostrich herl and wind 2 or 3 turns and tie off. Wind a very small (5 turns or less) thread head and whip finish. Apply some head cement to the thread only and the Casual Dress is complete.

**NOTE:**

When I tie this pattern in dyed olive and dyed black muskrat I like to use peacock herl for the collar instead of black ostrich herl. While I am not sure it works better I do like the way it look—so much for practical application and logic...

## Notes from the Pond


DAN RIVETT, CAPTAIN

Here is some food for thought for all of you MacGyver's out there. We drain and scrub the casting pond several times a year. Wouldn't it be nice if we had some type of portable filtration device that could be used to vacuum the detritus off of the bottom while the pond is full or skim the floating algae? Put on you thinking caps and let's talk.

I hope all of you are making time to go fishing this summer. Whether it is a trip to the Sierras, a destination trip or the San Gabriel River the added skills honed at our Tuesday night casting games will improve your success. Your improved accuracy in reaching that fish holding against the far bank under the bush will have you saying "why didn't I cast the games years ago?"

Remember, the Tuesday games start at 7:00 PM and the schedules of events are in the Roster on pages 66 & 67. Bring your our rod or use one of the club rods that are already set-up for the various games.

See you at the pond...



## SIERRA PACIFIC FISHING ADVENTURES

### YOUR FLY FISHING DESTINATION & RESORT OUTFITTER

**FLY FISHING EXCURSIONS • CLASSES • PRIVATE INSTRUCTION**

### On-the-Stream Fly Fishing Classes in the Eastern Sierras

The Lower Owens River, just outside of Bishop, California offers world-class fly fishing for wild trout during the winter and spring! Join us for a 2-day educational experience to improve your success in nymph, dry fly, steamer and wet fly fishing. You will be introduced to entomology, stream structure, casting applications, short and long line presentation, reading the water, fly selection and basic knots.

We offer a clinic dedicated to ladies only conducted by Kathy Kim and Joe Libeu. In addition, Advanced Nymphing Clinic will be offered. Joe Libeu, your instructor, is a certified Federation of Fly Fishers "Master" Casting Instructor and Guide and brings with him years of experience on this his home water.



New this year is a Dry Fly Clinic on Hot Creek Ranch, this is a two day clinic that will cover, entomology, presentation casts and reading the water.

**2012 CLASSES:** BEGINNING: Oct. 20-21; Nov. 10-11;  
ADVANCED: Oct. 27-28; Dec. 15-16; WOMEN'S CLINIC: Dec.  
8-9; DRY FLY CLINIC HOT CREEK RANCH: Nov. 17-18

For additional information or to sign up please contact,  
Joe Libeu at 310-749-6771, JLSPFA@ix.netcom.com



Sierra Pacific Fishing Adventures • 3901 Brayton Ave., Long Beach, CA 90807 • (310) 749-6771 • [www.joelibeufllyfishing.com](http://www.joelibeufllyfishing.com)

# Calendar of Events

## August

|                |           |         |  |
|----------------|-----------|---------|--|
| 30 Jul.-4 Aug. |           |         | ACA National Tournament: Cincinnati, Ohio                |
| 2              | Thursday  | 7:00 PM | Yards & Inches Fly Tying Night                           |
| 4              | Saturday  | 6:00 AM | Club Trip: Yards & Inches Tournament, Huntington Harbour |
| 6              | Monday    | 7:00 PM | Board of Director's Meeting                              |
| 7              | Tuesday   | 7:00 PM | Casting Games  |
| 8              | Wednesday | 9:00 AM | Conservation Team at San Gabriel                         |
| 14             | Tuesday   | 7:00 PM | Casting Games  |
| 16             | Tuesday   | 7:00 PM | Special Casting Games with Mark Allen                    |
| 21             | Tuesday   | 7:00 PM | Casting Games  |
| 27             | Monday    | 7:00 PM | September's Board of Director's Meeting                  |
| 28             | Tuesday   | 7:00 PM | Casting Games  |
| 29             | Wednesday | 7:00 PM | Pre-Trip Meeting: Cottonwood Lakes with the Ganos        |
| 31             | Thursday  | 7:00 PM | Monthly Meeting: to be announced                         |

## September

|       |           |         |   |
|-------|-----------|---------|---|
| 4     | Tuesday   | 7:00 PM | Rod Building Class: Orientation                             |
| 5     | Wednesday | 7:00 PM | Intermediate Casting Clinic: 1 <sup>st</sup> Night          |
| 6     | Thursday  | 7:00 PM | Mammoth Fly Faire Fly Tying with Joe Libeu and Howard Uller |
| 9     | Sunday    | 8:00 AM | Breakfast   |
|       |           | 9:00 AM | Captain's Handicap  |
| 12    | Wednesday | 9:00 AM | Conservation Team at San Gabriel                            |
|       |           | 7:00 PM | Intermediate Casting Clinic: 2 <sup>nd</sup> Night          |
| 13-16 | Week      |         | FFF Fly Fishing Faire: Mammoth Lakes                        |
| 19    | Wednesday | 7:00 PM | Intermediate Casting Clinic: 3 <sup>rd</sup> Night          |
| 22-23 | Weekend   |         | Club Trip: Cottonwood Lakes Backpacking with the Ganos      |
| 23    | Sunday    | 8:00 AM | Breakfast   |
|       |           | 9:00 AM | Club Cast   |
| 25    | Tuesday   | 7:00 PM | Rod Building Class: 1 <sup>st</sup> Night                   |
| 27    | Thursday  | 7:00 PM | Monthly Meeting: to be announced                            |

## October

|       |           |         |  |
|-------|-----------|---------|--|
| 1     | Monday    | 7:00 PM | Board of Director's Meeting                    |
| 2     | Tuesday   | 7:00 PM | Rod Building Class: 2 <sup>nd</sup> Night      |
| 3     | Wednesday | 7:00 PM | Pre-Trip Meeting: Kern River with Eddie Madrid |
| 4     | Thursday  | 7:00 PM | Kern River Fly Tying with Eddie Madrid         |
| 9     | Tuesday   | 7:00 PM | Rod Building Class: 3 <sup>rd</sup> Night      |
| 10    | Wednesday | 9:00 AM | Conservation Team at San Gabriel               |
| 13-14 | Weekend   |         | Club Trip: Kern River with Eddie Madrid        |
| 16    | Tuesday   | 7:00 PM | Rod Building Class: 4 <sup>th</sup> Night      |
| 18    | Thursday  | 7:00 PM | Double Haul Clinic with Joe Libeu              |
| 23    | Tuesday   | 7:00 PM | Rod Building: Make-Up Night                    |
| 25    | Thursday  | 7:00 PM | Monthly Meeting: to be announced               |
| 31    | Tuesday   | 7:00 PM | Beginning Fly Tying: Orientation               |



|  |   |
|--|---|
|  <p><b>Bob Marriott's<br/>FLYFISHING STORE</b></p> <p><a href="http://www.bobmarriotts.com">www.bobmarriotts.com</a><br/> <a href="mailto:info@bobmarriotts.com">info@bobmarriotts.com</a><br/>         2700 W. Orangethorpe Ave<br/>         Fullerton, CA 92833</p> | <p><b>GOING GREEN...</b></p> <p>We now offer a full service Equipment Recycling Program that saves resources.. and puts some "green" on an account for you here at the shop!</p> <p><a href="http://www.bobmarriottsflyfishingstore.com/going-green">www.bobmarriottsflyfishingstore.com/going-green</a></p> <p>Store (714) 525-1827    Travel (714) 578-1880</p>  |
|--|---|



**SIERRA  
PACIFIC**  
FISHING ADVENTURES

YOUR FLY FISHING DESTINATION  
& RESORT OUTFITTER

FLY FISHING EXCURSIONS • CLASSES  
PRIVATE INSTRUCTIONS  
**(310) 749-6771**

3901 Brayton Ave., • Long Beach, CA 90807 • [www.spfadventures.com](http://www.spfadventures.com)



**hotel CURRENT**

**VICKI R. ARREGUIN**  
DIRECTOR OF SALES

5325 e. pacific coast highway • long beach, ca 90804  
 direct 562.597.1341 x128 • facsimile 562.597.8741  
[vicki@hotelcurrent.com](mailto:vicki@hotelcurrent.com) • [www.hotelcurrent.com](http://www.hotelcurrent.com)