

## Highlights

- ❖ Fly of the Month: Anchovy Baitfish
- ❖ Club Trips for 2011
- ❖ Calendar

## Inside

- Page 3: Jeff Sadler and the Green
- Page 5: January on the Lower O
- Page 7: First Saturday Seminar—Crowley Lake

# Target Talk

Newsletter of the Long Beach Casting Club, Established 1925

February 2011

[www.longbeachcastingclub.org](http://www.longbeachcastingclub.org)

(562) 433-9408

## Leader's Line ...

## Who Wudda Thunk It? Fly Casting for Par!

RICH GARRETT, PRESIDENT

Well it happed and hopefully it will happen again. In December, Hutch Hutchinson a designer and Orvis representative for the Bend Oregon Orvis Fly Casting Course came to LBCC and set up a mini golf course with holes in and around the Casting Pond. The course was set up to utilize various casting skills that one would encounter in real fishing situations. Each hole has skill levels for beginner intermediate and advanced. Some of the skill levels relate to the starting position of the first cast which is similar to the men's and ladies tees in golf. Other skill levels involve accuracy such as larger rings at the target for beginners and decreasing sizes for advanced levels. As the difficulty increases specialty casts such as curve casts come into play.

Throughout the year I have had requests to schedule every bizarre event that you could think of. When Bob Middo called me and asked if we could put this event on the calendar, I thought "what kind of Goofy thing is this?" My first thought was to shine the event with some bogus excuse, but then I realized that Bob Middo was requesting this".

Bob is one of the clubs most accomplished casters—a Master Instructor Single-Hand and Two-Handed Certified Instructor. Knowing that he wouldn't suggest something that did not merit our participation, I skeptically agreed to the event. This probably was one of my best leaps of faith decisions I have made.

About 20+ members showed up to participate in the Golfing with Flies event on a night that there was so much fog around the club that I expected to see Icabod Crane emerge out of Sleepy Hollow and ride onto the course. Visibility was good enough for the group to

divide up into foursomes and do a Shotgun Start.

The fun had just begun and contrary to most golfers, the participants had to place full faith in the honesty of their group, as the location of the fly after the cast was most difficult with the lighting conditions on the grass. Also, as in golf, decisions had to be made as to whether to lie up or go for it. Mark Tsunawaki, never being feign of heart, decided to go for it. Where it was prudent to go around the tree at the end of the pond, Mark decided to cut the corner and cast between the pond and the tree. Had there been 1/32 knot of wind to the right, he might have regretted that decision, however either luck or skill prevailed and he landed on the concrete bank of the pond, just six inches from the water (water is a no no and rewards your entry the same as in golf. One hole had an expert target ring so small, that if your approach shot to the hole

*Leader's Line continues on page 2*


*Leader's Line continued from page 1*

brought you within ten feet of the ring, your could not cast to it. That is, not until one of the "experts" figured out that if you took off the tip of your rod, you could make the cast using just the tip.

The entire duration of the game you could hear people laughing and whining all around the course. Everyone was sort of quasi-serious about the game and I think this is what made it so much fun.

After everyone had finished, Hutch gave a very detailed explanation of the Orvis course located in Bend Oregon along with the challenges and learning opportunities that were considered in its design. If you are in the area of Bend Oregon, it would be well worth your time to check out the course. If the fish are not biting that day, consider playing golf.

At the end of the day I think everyone came out with the same enthusiasm and understanding that this was not just some "Goofy Idea". Instead there has been interest in seeing how LBCC could implement some mini version of the Orvis concept. For this reason, we will be having an informal gathering for anyone interested in looking into the possibilities available to us. We will show the date of this gathering in the Calendar Section when it becomes available.



## Welcome Our New Member

### NANI BLYLEVEN, MEMBERSHIP SECRETARY

The Board of Directors unanimously accepted the following application for membership:

❖ Terry Turner, Mission Viejo

Please welcome all our new members at LBCC functions.

## OFFICERS

### PRESIDENT

RICH GARRETT  
(562) 422-9696

### 1<sup>ST</sup> VICE PRESIDENT

BILL BOEHLERT  
(714) 374-6491

### 2<sup>ND</sup> VICE PRESIDENT

JIM THOMASON  
(626) 357-6050

### RECORDING SECRETARY

FRANK KROPACEK  
(562) 434-2976

### CORRESPONDING SECRETARY

THEA LINCOLN  
(562) 597-6696

### CAPTAIN

DAN RIVETT  
(562) 431-2738

### TREASURER

JOSEPH GUSTAFF  
(562) 405-2924

### MEMBERSHIP SECRETARY

NANI BLYLEVEN  
(714) 345-4654

### SENIOR DIRECTOR

RICK HILLES  
(949) 854-1076

### JUNIOR DIRECTOR

MICK WOODBURY  
(714) 840-5649

### TARGET TALK EDITOR

JOHN VAN DERHOOF  
(562) 424-7313

# Jeff Sadler & The Green River

**BILL BOEHLERT, 1<sup>ST</sup> VICE PRESIDENT**



**O**ur speaker for the February meeting needs no introduction. Anyone who has ever been to any club function has seen, and certainly heard, of Jeff Sadler. As we have heard on more than one occasion, Jeff is a noted member of the “A team” and the notorious Sunshine Committee.

For the past several years, Jeff has been leading the club trip to the Green River in Utah. He will be taking us there again this April. For those who haven’t had the opportunity to fish this magnificent stream, Jeff will be telling us all there is to know about it. It is incredibly productive—up to 15,000 fish per mile. It is a beautiful waterway, with crystal clear water, and an abundance of flora and fauna—even mega-fauna such as bighorn sheep and golden eagles. The Green River should certainly be on the life list of every fly fisher.

Even if you can’t join us on the April trip to the Green, you should plan on attending the meeting to learn more about the river. Jeff is entertaining regardless of the topic and when he gets going about one of his favorite locations, you can bet he will pull out all the stops.

Also, be sure to ask him about his swim on the Lower Owens!

We hope to see you on February 24<sup>th</sup>!



## Pond Cleaning

**DAN RIVETT, CAPTAIN**

**I**n preparation for the Southwestern Casting Tournament I have scheduled a pond cleaning for Saturday, January 22. We will begin the cleaning at 7:30 AM. The cleaning usually takes about 2 hours to scrub the bottom and remove all of the sticks and pine cones that find their way into the casting pond.

While the pond is empty we will take advantage to the dry surface to repaint the distance lines. At this time, the plan is to leave the pond empty for several days for the painting and to let the algae die back. Please come out and give us a hand to get our casting pond look great again.

Thanks and I’ll see you at the pond.

# Club Trips for 2011

JIM THOMASON, 2<sup>ND</sup> VICE PRESIDENT

**T**he February outing will be our annual Lower Owens trip hosted by Yash Iseda. Last year we were blessed with dry fly fishing all day Saturday followed by our fun pizza and beverage party that night. This is the best time of the year to enjoy the Owens. The flows are low and the temperatures are moderate. Please note that we will be going the last weekend in February due to conflicts earlier in the month (Superbowl, Southwestern Casting Tournament and the Pasadena Fly Fishing Show).

This year's trip will be held in conjunction with our annual ON THE WATER CLINIC, so if you're new to fly fishing this is an event you won't want to miss. In addition to the great instruction you'll receive you'll have the opportunity to be assisted by an experienced club member as you put it all into practice. If you plan to assist with the clinic, come up early to get your personal fishing in and scout the water. Contact Joe Libeu and let him know you want to assist.

**CALIFORNIA FLY FISHER:** If you have any of the following back issues of California Fly Fisher that you can spare please let me know (Aug '01, Oct '01, Aug '02, Oct '02, Feb '03, Apr '03, Jun '03, Feb '04). I'm putting together a club outings notebook for California locations.

For more information, contact me at jathomason@mail.com or call me at (626) 357-6050.

## 2011 Trips

February 26-27 Lower Owens #2 with Yash Iseda  
(Pre-trip February 16)  
March 26 Newport Bay Bass Tourney w/Mark  
Tsunawaki (Pre-trip March 16)  
April 23-May 3 Green River with Jeff Sadler

Trip locations and dates are subject to change Please monitor Target Talk for the latest information. (Pre-trips held at the clubhouse at 7:00 PM)



## Custom Rod Sale to Benefit Project Healing Waters

CAROLE KATZ, PHW NATIONAL TRUSTEE

**C**ustom rod maker Terry Henson has donated one of his spectacularly beautiful rods to Project Healing Waters. Terry inlaid the handle of a Sage Z-axis 3 weight, 9 foot, 4 piece rod with Missouri sage wood, ebony and unusual cork. The reel seat is buffalo horn and the guides are titanium. He has added feather inlay in several places. This rod really must be seen to be appreciated. Terry estimates the rod to be worth \$1800.

The rod will be sold in a silent auction that will end March 14. It will be available to see at the Pasadena Fly Fishing Show and the Fred Hall Show. If you would like to see it, contact me and I'll make arrangements. The individual who places the highest bid will not only become the owner of a gorgeous rod, he or she will know that the proceeds of the sale will go towards providing more fly fishing opportunities for the disabled veterans in our program.

Call or email me if you want to see the rod or any questions: 714-731-6044, Katzthogan@cox.net.



# Two, Yes Two, Chances to Experience the Green!

JEFF SADLER, PAST PREZ, SUNSHINE BOY,  
ALL AROUND GOOD GUY

At the regular February general meeting Jeff Sadler, Mr. Royal Wulff on the Green, will present a slide show on his favorite river, the Green River in Utah below Flaming Gorge dam. Secret spots revealed, favorite flies (Yash's of course, because you already know my only one) shown, tactics discussed, and maps galore.

Be there at 7:00 PM on February the 24<sup>th</sup>.

**SECOND CHANCE** – Fish the Green River in person on the club's April trip to this beautiful tailwater.

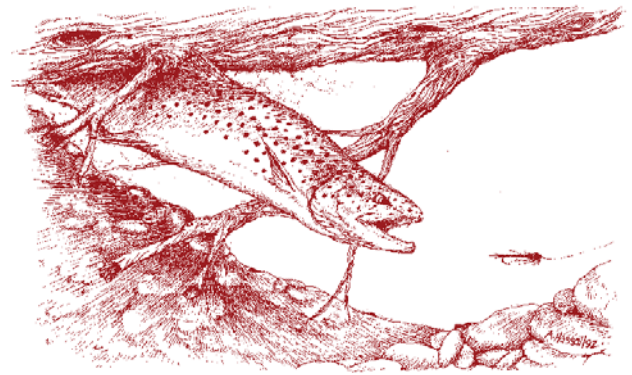
**DATES:** Arrive April 28, depart May 3.

**OPTIONS:**

STANDARD -	5 nights Alpine cabin two days guided Apr 29, May 1 .....	\$756.98
EXPANDED -	5 nights Alpine cabin three days guided Apr 29, 30, May 1 ....	\$984.35
FULL GUIDED -	5 nights Alpine cabin four days guided Apr 29, 30 May 1, 2 .....	\$1,211.73
EL CHEAPO -	5 nights Ponderosa Cabin, triple occupancy, no guides .....	\$256.43

All prices are per person double occupancy

Please reserve at Bob Marriott's with Brandt 714-578-1880. We have 6 Alpine and one Ponderosa with 6 top guides reserved. However, if you want a special guide and be assured of a place to sleep please contact Brandt immediately with a 50% deposit.



## January on the Lower O

DAN RIVETT, STREAMKEEPER

The January 2011 club trip to Bishop was a beautiful trip. The week preceding the trip consisted of plenty of rain and snow, including snow as low as Highway 14 in Lancaster. We all packed plenty of cold weather gear, which of course included tire chains. Yes it was cool, 20 degrees at night, however, the days were mostly bluebird clear and into the low 50s, and the highway was snow free.

The week started on Tuesday with the first of our members to arrive in Bishop to fish The Lower Owens and Hot Creek. Anglers continued to trickle into town until our numbers reached 28 people on Friday. The fishing was a challenge but everyone caught and released plenty of brown and rainbow trout, from water that was running at 42 degrees in the wild trout section. The only significant number of fish I spotted rising was at 11:00 AM Sunday, unfortunately noon was the departure time.

It was a fun weekend spent with other club members fishing, chatting and of course the Saturday night pizza dinner, which was organized by Yash Iseda at The Pizza Factory.

If you have not attended a club trip you are missing out on the opportunity to get to know other members, swap fishing tips and flies.

# Maggie Merriman Entomology Workshop

JOHN VAN DERHOOF, EDITOR

On Saturday, March 19, 2011 join Maggie Merriman at the Long Beach Casting Club for her 11th Annual Basic Entomology Workshop for Fly Fishers.

You will learn how to “Match the Hatch” and how to select the correct fly for a given situation. Maggie stresses the use of common English names and not the biological “Latin” names many associate with entomology, so you can leave your *Acroneuria californicas* at home.

The class will begin around 9:00 am and run until 1:00 pm. The cost for the workshop is \$50.00 and includes samples of insects, corresponding flies and an extensive handout. Bring a snack, note pad and some fly boxes to look at and compare the insects.

You must Pre-Register for the workshop by March 12, 2011 by mailing the fee to: Maggie Merriman, 19791 Coastline Lane, Huntington Beach, CA 92648, or you can call her with any questions you may have at 714-969-5829. You will receive an exact map of the location upon registering.



## Volunteers Needed

PAUL BURGNER, MEMBER

To work The Fly Fishing Show and the Fred Hall Show.

The Fly Fishing Show is held in Pasadena at the Pasadena Center and the dates are Saturday, February 19<sup>th</sup> and Sunday the 20<sup>th</sup>. The Fred Hall Show will be held at the Long Beach Convention Center starting on Wednesday March 9 through Sunday March 13. Please contact Paul Burgner @ 562-634-8285 or email kbzx2@aol.com.


If you sign up to work the show you will get in free!!!!

## On the River Clinic

JOE LIBEU, PAST PRESIDENT

This past spring our annual ON THE RIVER CLINIC was unable to have an outing to the Lower Owens due to the high water flows. We are going to have another clinic this February and we will have our outing on the weekend of the February 26, 2011.

The clinic nights at the clubhouse will be February 2, 9, 16 and will start at 7:00 PM. We will combine both the 2010 and 2011 weekend ON THE RIVER CLINIC on the weekend of the 26<sup>th</sup>. If you have any questions please send me an email at fishlglf@ix.netcom.com.



# First Saturday Seminar— Crowley Lake

BOB GRAHAM, MEMBER

I'm not a stillwater fisherman (some would question whether I am an angler at all!). Nonetheless, I was intrigued by Kent Rianda's presentation at a recent club meeting. Even though his computer would not talk to our elaborate AV system (so he had no slides to show), his presentation was engaging, very informative and almost convinced me to try float tubing again. But then I remember club lore of Kim Dunbar falling asleep in his tube!

So my most recent DVD purchase was Kent's 6 disc set called "Crowley Lake University" to check it out more thoroughly. It is a video of a public presentation including video segments of some of his research films. He doesn't reveal where the presentation took place but I know he gave such a show at the Pasadena Fly Fishing Show a few years ago to a packed house. SRO. He has extraordinary experience developed from years of guiding on the lake and, more importantly, putting his clients on fish. Given his video evidence, if you are not catching truly big fish, it's **your** fault. They are there.



On Saturday, March 5<sup>th</sup>, I'll play portions of his presentation. Bring lots of paper and a fresh new pen. You'll receive a tremendous amount of information. Better yet, add this DVD set to your own collection. I got mine directly from The Troutfitter in Mammoth for about \$80.00. I received it within days of my order.

Hope to see you there for the preview.



## 2011 Southwest Tournament

DAN RIVETT, CAPTAIN

The 2011 Southwestern Casting Tournament will again be hosted by the Long Beach Casting Club. This year's tournament will be held on Saturday, February 12 and Sunday, February 13 at the Long Beach Casting Club's clubhouse and casting pond. Saturday's casting events will begin at 9:00 AM and end with dinner prepared by Chefs John and Thea Lincoln at the clubhouse. Sunday will start at 7:30 AM with a breakfast prepared by The Sunshine Committee, followed by casting events starting at 9:00 AM.

The Southwestern Tournament is a fine opportunity for those of you that have been casting in the games throughout the year to join in and cast in the tournament. Others that do not want to cast in the events but wish to help may be assigned to grounds set-up, clubhouse duties, be score card runners or any of many other positions which need to be filled.

This is a good opportunity to watch some of the best West Coast tournament casters from Seattle, San Francisco, Oakland, San Jose, Long Beach, and Phoenix to name a few locations. You will see these casters applying their skills at fly distance and accuracy games as well as plug distance and accuracy games. So, come out to watch some world class casting, pick up some pointers and support your casting club.

# Fly of the Month: Anchovy Baitfish

JOHN VAN DERHOOF, EDITOR

Everyone reading this would love to fool and feel the pull of a 5 pound trout. But have you ever tried the pull of a 5 pound bonito, skipjack tuna, corbina, halibut, striper or yellowtail? Frankly, there is no comparison between a trout and virtually any saltwater species of fish. Sadly, far too few freshwater fly fishers have experienced this thrill. But when or if they do, they are never quite the same.

This month's fly is the same pattern I have used in the salt for years. You can add feathers to it, tie in an extra hook, make it two inches long and almost transparent for bonito or stretch it out and bulk it up to 12"–15" for billfish of 100 pounds or better but it's still the same "basic" fly. The dark green/medium green/white combination given in the pattern imitates an anchovy. Tie it in a size range of #4 through #1/0 for local fishing. It is easy to tie and casts remarkably well for it's size and is durable to last through several fish.

You can "match the hatch" with other color combinations such as green/yellow/white (mackerel), Black/gray/white (sardines and mullet) and blue/green/white (sardinas, runners and flying fish). Remember this however, when tying these flies use a quarter to one half the amount of material that you think you need. This pattern works best when dressed lightly. There are times when you need the fly to land with a distinct "splat" lighter weight and appearance is generally better.

So tie one on, run over to King's Harbor or hit the surf this winter and enjoy the experience.

## Materials for tying the Anchovy Baitfish:

- Hook: Mustad or Tiemco stainless steel or cadmium plated in sizes #4 to #4/0
- Thread: White 3/0 or Flymaster plus
- Tail: White natural goat or synthetic "saltwater" hair and pearl Krystal Flash
- Gills: Dyed red tanned rabbit skin or matuka strip.
- Underwing: Same as tail but without the Krystal Flash
- Overwing: Dark green natural goat or synthetic hair and black pearlescent Krystal Flash over medium green natural goat or synthetic hair and fluorescent lime green Krystal Flash
- Head: White thread with pearl Krystal Flash over the top (an option to help it sink faster is to place a large cone shaped bead onto the hook at the start and wrap over it with the Krystal Flash)
- Eyes: 3mm to 9mm doll eyes (I prefer yellow with a black pupil) hot glued to the fly and the hook





### Instructions for tying the Anchovy Baitfish:

1. Start tying by attaching your thread to the hook and wind down to the bend and place a drop of head cement on the thread and let it soak in. Tie in a clump of hair that is about 1 ½ to 2 times the length of the shank. You will have to adjust the amount of hair depending on the size of the hook but err to side of wimpy rather than bulky. Tie in about 10 to 20 strands of Krystal Flash on top.
2. Cut two small triangles of the rabbit skin gills and tie them in on either side of the hook at the same location as the tail. Advance the thread forward to the head space and tie the underwing on the underside of the hook. Use the same amount as the tail and its length should be about halfway between the end of the tail and the bend of the hook.
3. Tie in the medium green hair with the lime green Krystal Flash on top and they should extend back to the end of the tail. Tie in the dark green hair on top of the medium green with the black Krystal Flash on top of it all. The dark green should be a little thicker than the medium green.
4. Wind a smooth head and tie in 3-4 strands of pearl Krystal Flash and wind up the head and back down tie off and whip finish the thread. Using a permanent black marking pen color the top of the head. Invert the fly and apply a liberal drop of Sally Hanson's Hard as Nails With Nylon and let it dry. The color of the top of the head will perfectly match the hair and Krystal Flash on the top of the wing and inverting the fly will keep the ink from running to the underside of the head.
5. Use a hot glue gun and glue the doll eyes to the fly just forward of where the tail was tied in (make sure it is in front of the gills which should peek through the hair). This location is much more natural looking than sticking them on the fly's head.

## SIERRA PACIFIC FISHING ADVENTURES

### YOUR FLY FISHING DESTINATION & RESORT OUTFITTER

FLY FISHING EXCURSIONS • CLASSES • PRIVATE INSTRUCTION

### Upcoming Bighorn River Trip - April 24-29

Join us for a 6-day Fly Fishing Adventure to Montana's Bighorn River. Experience a fishing odyssey you will remember for many years to come! The Bighorn is one of America's premier Blue Ribbon fisheries with plentiful Rainbows and Browns in the 16 to 23 inch range.

Trip includes 4 Days Guided Drift Boat Fishing with 2 Anglers per Boat. Accommodations, Ground Transportation, Continental Breakfast and Dinner while at the Lodge plus Lunches on Guided Fishing Days Included. Airfare, Fishing License, Gratuities Extra.



**\$1855 per person** (double occupancy)  
with all meals included.

**Reserve Early!**  
**SPACE IS LIMITED!**



Sierra Pacific Fishing Adventures • 3901 Brayton Ave., Long Beach, CA 90807 • (310) 749-6771 • [www.joelibeuffyfishing.com](http://www.joelibeuffyfishing.com)

# FLYBUY 2011

**GREAT BUYS ON NEW AND USED TACKLE**  
**BENEFIT THE SOUTHWEST COUNCIL FEDERATION OF FLY FISHERS**

**Saturday, February 5, 2011**

Long Beach Casting Club • 4901 East 7<sup>th</sup> Street • Long Beach, California 90804

**\$10 includes BBQ'd burgers and hot dogs**  
**RSVP for leader class and food**  
**818.757.3474 or [secretary@southwestcouncilfff.org](mailto:secretary@southwestcouncilfff.org)**

## **FLY TYING – 9:00 AM-3:00 PM**

Learn from award winning fly tiers. **Bill Blackstone, Wayne Luallen, John Van Derhoof, Mark Kirchner, Dean Endress, Maria Rivas, Peter Koga, Lee Baerman, Naomi Okamoto** and others will demonstrate their famous patterns and techniques! Event will feature THREE renowned Buzsek Award winners. One-of-a-kind auction for flies SWC clubs have donated.

Hot Creek Guru **Mas Okui** teaches tying his freshwater leaders. \$100 for the leader kit with enough material to create bunches of leaders. Also, on-the-pond instruction from Master Mas on how to cast and fish these long leaders. Limited to the first 10 people; 10:00 AM-12 NOON. RSVP by January 22, 2011

## **GARAGE SALE – 9:00 AM-3:00 PM**

Contribute items for a fly-fishing garage sale. Rods, reels, lines, clothes, vests or accessories. Anything not sold will be donated to Project Healing Waters or as needed by the SWC member clubs. Items must be in working order and have a value of at least \$10. This not a swap meet – it is a HUGE YARD SALE. A great opportunity to dispose of extras, duplicates and unwanted gifts. Give items to your SWCFFF representative or contact us directly.

## **CASTING – 9:00 AM-3:00 PM**

**Take a quick lesson and receive pointers from Certified Federation Instructors.**

\$1 per minute (15 minutes minimum). Casting analyzed by our Certified instructors. Single-handed, Spey, double-haul. Lessons from 9:00 AM-3:00 PM. See how you do in **The Danish Casting Games!**

## **SILENT AUCTIONS – 9:00 AM-3:30 PM**

Select and special items on the tables all day. Each auction conducted for 90 minutes; come anytime!

## **LIVE AUCTION – 1:30 PM-2:30 PM**

Fly plates, special flies, private casting lessons and some special gear.

# Calendar of Events

## February

1	Tuesday	7:00 PM	Fly Tying Class: Parachute Adams
2	Wednesday	7:00 PM	On the River Clinic-Classroom
3	Thursday	7:00 PM	Activity Night/Spey Night at the Pond
5	Saturday		FFF Southwest Council "FlyBuy" Fundraiser
7	Monday	7:00 PM	Board of Director's Meeting
8	Tuesday	7:00 PM	Fly Tying Class: Humpy
9	Wednesday	9:00 AM	Conservation Team at San Gabriel
		7:00 PM	On the River Clinic-Classroom
10	Thursday	7:00 PM	Activity Night/Spey Night at the Pond
12-13	Weekend		Southwestern Tournament
15	Tuesday	7:00 PM	Fly Tying Class: Royal Wulff
16	Wednesday	7:00 PM	On the River Clinic-Classroom
		7:00 PM	Owens River Pre-Trip Meeting
17	Thursday	7:00 PM	Activity Night/Spey Night at the Pond
19-20	Weekend		Fly Fishing Show; Pasadena
22	Tuesday	7:00 PM	Golf Course Casting Game Meeting
24	Thursday		Monthly Meeting: Jeff Sadler on Fishing the Green River
25-27	Weekend		Owens River Trip
			On the River Clinic Outing Weekend
27	Sunday	8:00 AM	Breakfast
		9:00 AM	Club Cast

## March

1	Tuesday	7:00 PM	Fly Tying Class: Second Session
3	Thursday	7:00 PM	Activity/Spey Night at the Pond
7	Monday	7:00 PM	Board of Director's Meeting
8	Tuesday	7:00 PM	Fly Tying Class: Second Session
9	Wednesday	9:00 AM	Conservation Team at San Gabriel
9-12	Week		Fred Hall Show
10	Thursday	7:00 PM	Activity/Spey Night at the Pond
13	Sunday	8:00 AM	Breakfast
		9:00 AM	Club Cast
15	Tuesday	7:00 PM	Fly Tying Class: Second Session
16	Wednesday	7:00 PM	Casting Instructor's Instruction
		7:00 PM	Newport Bay Bass Tournament Pre-Trip Meeting
17	Thursday	7:00 PM	Activity Night/Spey Night at the Pond
19	Saturday	9:00 AM	Maggie Merriman Entomology Class
22	Tuesday	7:00 PM	Fly Tying Class: Second Session
23	Wednesday	7:00 PM	Casting Instructor's Instruction
24	Thursday	7:00 PM	Activity Night/Spey Night at the Pond
26	Saturday		Newport Bay Bass Tournament
29	Tuesday	7:00 PM	Fly Tying Class: Second Session
30	Wednesday	7:00 PM	Casting Instructor's Instruction
31	Thursday	7:00 PM	Monthly Meeting: Past President's & Pat Jaeger on Fishing the

## April

5	Tuesday	7:00 PM	Casting Practice - No Host
6	Wednesday	9:00 AM	Conservation Team at San Gabriel
		7:00 PM	Casting Instructor's Instruction
7	Thursday	7:00 PM	Annual General Meeting
9	Saturday		Clubhouse Rental to Beyond the Breakers Salt Water Clinic
12	Tuesday	7:00 PM	Casting Clinic - Orientation
14	Thursday	7:00 PM	Activity Night/Spey Night at the Pond
15	Friday	6:00 PM	Simon Gawesworth Spey Class for LBCC Members
16-17	Weekend		Simon Gawesworth Private Spey Class
17	Sunday	6:00 PM	Annual Awards and Installation Banquet
19	Tuesday	7:00 PM	Casting Clinic - 1 <sup>st</sup> Class
21	Thursday	7:00 PM	Activity Night/Spey Night at the Pond
26	Tuesday	7:00 PM	Casting Clinic - 2 <sup>nd</sup> Class
28	Thursday	7:00 PM	Monthly Meeting: Program to be determined



### Free Educational Series

**Carl "Boomer" Stout - Green River**  
Saturday, February 5th, 10am-3pm

**Fly Fishing the Bays, Breakwaters & Off-Shore**  
Saturday, February 12th, 10am-3pm

**Tim Rajeff - "Understanding Spey Lines"**  
Saturday, February 26th, 10am-3pm

Store (714) 525-1827 Travel (714) 578-1880



YOUR FLY FISHING DESTINATION  
& RESORT OUTFITTER

FLY FISHING EXCURSIONS • CLASSES  
PRIVATE INSTRUCTIONS

**(310) 749-6771**

3901 Brayton Ave., • Long Beach, CA 90807 • [www.spfadventures.com](http://www.spfadventures.com)



## hotel CURRENT

**VICKI R. ARREGUIN**  
DIRECTOR OF SALES

5325 e. pacific coast highway • long beach, ca 90804  
direct 562.597.1341 x128 • facsimile 562.597.8741  
[vicki@hotelcurrent.com](mailto:vicki@hotelcurrent.com) • [www.hotelcurrent.com](http://www.hotelcurrent.com)