

Highlights

- ❖ Fly of the Month: Harrop's Hair-Winged Dun
- ❖ Club Trips for 2010 and 2011
- ❖ Calendar

Inside

- Page 3: Casting a Round with Chris Korich
- Page 4: LBCC on the Green
- Page 7: San Diego Bay Jam II

Target Talk

Newsletter of the Long Beach Casting Club, Established 1925

June 2010

www.longbeachcastingclub.org

(562) 433-9408

Leader's Line ...

Time to Spey (Not Spay)

RICH GARRETT, PRESIDENT

Are you the kind of Fly Fishing Person that loves to expand their fishing horizons? By joining Long Beach Casting Club there is a fairly good chance that you do. If not, why did you join? Most likely you have observed other people fishing that were performing casts that you had never seen and had no idea how to execute. How did they do that? Where can I learn to perform the same skills? If you were observing someone that belongs to a fly fishing club and asked them how you could learn to cast like that, their answer was probably "At my club".

Your next step was probably to join LBCC where you learned everything you ever thought you needed to know on how to cast. Or so you thought...

Then you go to the casting pond and someone wades into the water and wielding a rod with both hands and uncorks a 120 foot cast. The cast looks effortless and the loop is beautiful making you think you are hallucinating from some substance that was slipped into your coffee. You have to watch out for that non-dairy creamer.

Well, welcome to the world of Spey casting.

My first impression with a sight like this was "Wow, I wish I could do something like that" (I have worked at it for a while and I still cannot pull off a 120 foot cast, but that's a personal problem). The point is that the journey is as rewarding as the destination. Most Spey casters will admit that the satisfaction of a well executed cast in the pond is almost as gratifying

hooking a fish—okay I am going a bit too far but it is really gratifying. This may sound crazy, but if you have ever tried it then you understand what I mean.

So, just what is Spey Casting? This is dangerous ground for me to be offering a definition as we have a few Master Certified Two-Handed Casting Instructors in the club. Like specialists in any field they will have their technically correct definitions. So, considering my layman status, I will only say that it was born on and named after the River Spey in Scotland and that it grew out of a need to make long casts when there was limited room for the backcast. Longer rods are used; from 12' to 16' in length or even more. These rods are designed to use both hands and specially designed fly lines.

The various casts used by the caster are chosen to provide greatest amount of safety for the angler and

Leader's Line continues on page 2


Leader's Line continued from page 1

to provide the optimal cast for the given situation including: the type of line being used—floating vs. sinking, the size of fly and the distance that all this needs to be delivered to.

If the idea of using a two-handed rod does not sound interesting to you, try some of the casts on your single-handed rod (one more horizon worth considering). You will be amazed how practical these casts are and how your single-handed casting and fishing will become easier and more efficient. In short, it will be forever changed—for the good!

If you are curious about how to get started, just ask one of the members of the rapidly expanding group of Spey Casters developing their skills at the club. They will be glad to help and may even offer a quick lesson.

Isn't it time?



It's Almost Here... the 2010 BROOKIE BASH

JEFF SADLER, PAST PRESIDENT

So far only five, yes just 1%, of LBCC members, have qualified for the extremely rare "5" pin.

Maria Rivas was the first, Dan Rivett was second and has done it twice. Last year we added Ernie Ertley, Jim Fisher, and Mr. Lucky (that would be me).



So, maybe you next on the weekend of July 10 with the pre-trip on June 30th? More information next month...

OFFICERS

PRESIDENT

RICH GARRETT
(562) 422-9696

1ST VICE PRESIDENT

BILL BOEHLERT
(714) 374-6491

2ND VICE PRESIDENT

JIM THOMASON
(626) 357-6050

RECORDING SECRETARY

FRANK KROPACEK
(562) 434-2976

CORRESPONDING SECRETARY

THEA LINCOLN
(562) 597-6696

CAPTAIN

DAN RIVETT
(562) 431-2738

TREASURER

JOSEPH GUSTAFF
(562) 405-2924

MEMBERSHIP SECRETARY

NANI BLYLEVEN
(714) 827-0984

SENIOR DIRECTOR

RICK HILLES
(949) 854-1076

JUNIOR DIRECTOR

MICK WOODBURY
(714) 840-5649

TARGET TALK EDITOR

JOHN VAN DERHOOF
(562) 424-7313

Casting a Round with Chris Korich

BILL BOELHERT, 1ST VICE PRESIDENT

Come join us for our June monthly meeting and special weekend with renowned caster and instructor Chris Korich of the Oakland & Golden Gate Casting Clubs.

DATE & TIME: Chris will be our guest speaker on Friday, June 25 at the 7:00 PM Monthly Meeting. Casting demonstrations and individualized instruction on Saturday, June 26 from 9:00 AM to noon and from 1:30 to 4:30 PM, and again on Sunday, June 27 from 9:00 AM to noon. All levels of casting experience invited to Saturday sessions with advanced instruction on Sunday.

DESCRIPTION: Learn how to use our pools, targets and casting games to improve and refine your casting techniques for all types of angling with all types tackle. Choose a practice partner and learn how to study and help each other in your quest to become a better angler, caster and member.

Chris Korich will share his expertise acquired over forty plus years of angling, casting and teaching others throughout the world. Here is your opportunity to learn from a master on the most efficient casting techniques for improving your fly and plug casting for both accuracy and distance.

Chris' angling and casting accomplishments include the following: began fishing in Northern California in the late '60s and casting in 1970 at the age of 11; started demonstrating and instructing at Sportsman shows and famous fly fishing schools when he was 13; helped test and launch the first graphite fly rods for Jimmy Green and Fenwick in 1974; competed in his first National and World Casting Championships in 1974 and 1975; began fishing in Idaho and Montana and demonstrating at FFF conclaves in 1976; went on to become 115 time ACA National Casting Champion

(second only to Steve Rajeff), 11 time World Casting Champion, many time National and World Record holder, and member of the ACA Hall of Fame.

TACKLE TO BRING: Bring your shortest fly rod butt section with matching reel to the Friday night meeting and your favorite fishing and casting event tackle on the Saturday and Sunday.

For more information call Mark Tsunawaki at 714-580-4517.



Tip and Techniques

JOE LIBEU, PAST PRESIDENT

On July 29, 2010, we will once again have a meeting where there is something for everyone. We will have experts on: Leader Building, Knots, Indicators, Fly Lines, Rod Building, Yaks, Float Tubes, Nymph rigs, Fly Tying.

Bring all your question and thoughts for the experts and learn about various techniques that will help make you a better fly fisher.

LBCC on the Green

JEFF SADLER, PAST PRESIDENT

The Long Beach Casting Club attacked the Green River in Utah with 17 members and had a fantastic day followed by wind, rain, wind, snow, wind, hail, wind, and sleet. Did I mention the wind? Well it was early spring in the Rockies so you take your chances but you couldn't have wiped the grins off everyone's faces as we had a great time.



We had four women on this trip and Yash and I are considering making this a "stag" next year. Why?

Mechas Grinnell's guide "outed" her. Most people know not to brag about their fish count too much but Greg and Mech's guide said: "You've already caught 30-40 on nymphs" so he cut them off and put on a dry. Mech continued to catch fish.



Lauren Swing nailed a 22" brown and has the picture to prove it and Dennis to back her up.



Because several of us got doubles, each fisher in a boat has fish on at the same time and Yash last year had personal doubles, two fish on the same cast; I challenged everyone for a "quad." Each fisher has two on simultaneously. Well Carole Blum had a personal double and Bob Blum had one on for a "triple."



And Sue Vestermarck caught a big boy that broke her rod, BUT she landed the rascal anyway as Yash encouraged her.

You might not want to ask the campers Jeff Gross, Van Lloyd, and Jim Thomason about the weather as you may hear words you don't hear in church. Ron Sakoda didn't get his picture taken as he was with Howard Uller who was fascinated by the scenery and has a zillion pictures of the rocks which are spectacular.

Bill Boehlert and John Stine figured out the Blue-Winged-Olive hatch and just giggled all day.

Rod Pabst brought a 6 weight spey rod but the wind whipped it out of his hands. Next year the 9 weight.

None of us can wait for next year. The Green is the prettiest of all the quality trout rivers.



Calling All Float Tubers, Pontooners, and Kayakers


JIM THOMASON, 2ND VICE PRESIDENT

Is your float tube still in the box? Did you assemble your pontoon boat and “try it out” in your living room but it still hasn’t gotten wet? Are the spiders getting more use out of your kayak than you are?

If you answered yes to any of the above and you’re interested in getting more out of your flotation craft of choice, I want to hear from you. I would like to create a floaters list and schedule several outings on our local Lakes (Big Bear, Perris, Castaic Lagoon, Pyramid, Irvine, Laguna Niguel, Tejon, anything in San Diego, etc.), Bays (Alamitos, Newport, San Diego, Huntington), and maybe even Rivers (Kern, Lower Owens, Kings, etc.). Unlike wading, float trips are often better with a group. You can use the list as well when you need company on one of your own trips.

Of course we’ll need a name for this merry band of floaters. Here are a few suggestions to prime the pump but I’m sure you can do better: “TubeToonYaks”, “Flotation Nation”, “The Fleet”, “The B Team”, “The Club Navy”, “The Easy Chairs”, “F Troop”, “The P Team”, “The Flotilla”, “The Drifters”, “The Bobbers” (or “The Indicators” as Fly Fishers like to say), “The Water Wings”, “The Uri Nation”, “Fins, Paddles, and Oars”, “The Trollers”, “The Back Paddlers”, “The Armada” ... Somebody stop me!


Please email me (jathomason@mail.com) or call me (626) 357-6050 to get on the distribution list and give me your preferred waters and group name. Once you’re on the list, you can always say “Not This Time” but only if you’re in the know.



Club Trips for 2010–2011

JIM THOMASON, 2ND VICE PRESIDENT

Your outings committee has been busy researching locations, seasons, and species for the 2010/2011 club trips.




We're trying to provide a well rounded schedule maintaining some old favorites and providing an opportunity to sample some new moving, still, and salt water as well as explore a few new species.

We need your suggestions for August, November, and December as well as desired rivers for the Northern California trip in October. Send me your suggestions at jathomason@mail.com or call me at (626) 357-6050. Otherwise, it'll probably be Mammoth (August), Kern River (November), and Irvine Lake (December) plus the McCloud/Upper Sac (October).

See Joe Austin's article regarding this month's San Diego Bay trip. You can start your strengthening regimen now for the big fish on that trip and then add your cardiovascular training for the Brookie Bash in July.

The trips listed below with a date are firm. Dates for the others are being finalized soon. Pre-trips meetings are held at 7:00 PM at the clubhouse. It's not too late to see your favorites added below.

DATE	TRIP & TRIP LEADER
June 12 -13	San Diego Bay with Joe Austin (Pre-trip June 2)
July 17-19	Brookie Bash with Jeff Sadler (Pre-trip June 30)
August 14	Yards & Inches in Huntington Harbour (Pre-trip August 4)
August	Would like to add a second outing—Mammoth?
September	Bridgeport Trip, including Heenan Lake, E. Carson & E. Walker Rivers
October	Northern California
November	to be determined (Kern River?)
December	to be determined (Irvine Lake?)
January	Lower Owens #1 with Dan Rivett
February	Lower Owens #2 with Yash Iseda
March	Newport Bay Tourney with Mark Tsunawaki



Stay in my Mammoth Lakes Condo

The Cabins: Unit 14 – 2 Bedroom 2 Bath

Member: **Gary McElligatt** phone (562) 209-5664
Mammoth Reservation Bureau phone (800) 462-5571

Mention LBCC for 20% discount off published rates!

<http://www.mammothvacations.com/>

San Diego Bay Jam II

JOE AUSTIN, MEMBER

Fishing San Diego Bay was so good last year we're doing it again but this time we've invited both of the San Diego fly fishing clubs to join us so we can share the fun. With all of their experience, they recommended we move it up to June rather than August like last year to increase our opportunities for more and bigger fish (and I was thrilled with the catch last year!). A short drive (compared to most of our trout trips), easy access, and a wide variety of species make this an ideal outing. We will launch from Tidelands Park on the Coronado side of the bay right at the foot of the San Diego Bay Bridge.


The inventory of possible fish in the San Diego Bay includes spotted and barred sand bass, calico bass, halibut, yellow fin croaker, mackerel, bonito, corvina, sculpin (handle with care) and even bonefish! The latter are certainly within reach of kayaks, canoes and power boats from our proposed launch point.

Tidelands is an easy launch for a kayak, canoe, or float tube and because it's somewhat protected there is little worry about boat traffic for a float tube armada. There are several good drop-offs within easy kicking range for float tubers. It would be great if someone has a boat that could act as a "Mother Ship" in the event the wind decides to act up.

WHEN: The weekend of June 12-13, 2010 with arrival in San Diego sometime between Friday and fishing time on Saturday morning. The fishing will start at Tidelands Park on or about 6:00 AM Saturday (depending on alarm clocks, wake up calls, etc.) and continue on Sunday.

WHERE: Tidelands Park on Coronado at the foot of the San Diego Bay Bridge, first turnoff on the right after crossing from San Diego to Coronado. Tidelands Park has a large parking area with no parking fee, and there are picnic facilities, rest rooms and showers.

THE LAUNCH: Easy beach launch from sandy beach,



short paddle out to moored boats which mark the start of the fishing grounds. Caution though, stay away from the sailboat named Solitude, white with green trim unless you want to hear a stream of profanity from the lady sailor on-board.

EQUIPMENT, FLIES, ETC.: Suggested rigs: saltwater compatible 6 or 8 weight rods (or even 10 wt.), reel quality can be inexpensive since most fish, especially bass, are fought by stripping in line and not from the reel; sink tip or shooting head sinking lines as we will likely be fishing in at least 15 ft. of water and even up to 30 ft. at times. Flies will be addressed at the Pre-Trip Meeting. Rental boats are available nearby at Glorietta Bay but the rental company (Seaforth Boat Rentals, www.seaforthboatrental.com/) doesn't open until 8:00 AM (given enough interest we might be able to persuade them to open a little earlier). There are several places in the San Diego/Coronado area that will rent kayaks but transportation would be required as these stores aren't on the water.

POST FISHING LUNCHEON: There will be a BBQ luncheon following the fishing so we can share stories and get to know the members of the SD clubs. The plan is to meet at the park next to the Glorietta Bay launch ramp—time to be determined.

LODGING: Self-serve, i.e., participants to make their own arrangements for accommodations. There are numerous inexpensive motels in the area (book now). There is camping available nearby at Camperland in the Mission Bay area about 10 miles north of Tidelands Park. We will discuss a group get-together for Saturday night celebrations, etc., at the Pre-Trip.

PRE-TRIP MEETING: Wednesday, June 2, 7:00 pm at the LBCC Clubhouse

Fly of the Month: Harrop's Hair-wing Dun

JOHN VAN DERHOOF, EDITOR

While gathering ideas on flies to tie to refresh my dwindling supply I pulled out my copy of Judith Dunham's book *THE ART OF THE TROUT FLY*. The story and flies of René & Bonnie Harrop caught my attention and I felt that they were deserving a place in the fly of the month. The fly selected for this month is René's Hair-winged Dun.

Hailing from St. Anthony, Idaho the Harrop's have tied commercially for some of the best known fly shops in the west. Consummate fly fishers, their fly tying skills reflect their understanding of the insects they are trying to imitate. The flies selected for their story represent the various stages of *Ephemerella inermis*, popularly known as the Pale Morning Dun. This insect produces tremendous hatches on spring creeks across the west and puts large and selective trout on the feed. The Hair-winged Dun is designed to ride low in the water yet still have a reasonable ability to float in rougher stretches of water. The pattern used for the fly is based on the colors of a Pale Morning Dun but don't let this stop you from substituting other colors to match your hatch.


If you haven't already guessed it by now, fly tying will turn you into a junior entomologist. No, you don't need to know all the biological names, but you will start learning the colors of many of the most common insects you will run into while your fishing. If you fish the lower Owen's you will want to know what a Blue-winged Olive is. If you fish Hot Creek you will want to know what a Gray Sedge is. If you fish the Henry's Fork of the Snake you will need to know all of these plus at least a dozen more to be successful. That's what is great about fly tying. First you get the enjoyment of tying your flies and then you can take your creations out fishing and all the while you're getting a little more education.

Materials for tying the Hair-wing Dun:

Hook: Tiemco #100 or 101 dry fly in sizes 12 to 20
 Thread: Gudebrod primrose 8/0
 Hackle: Ginger, dry fly quality
 Tail: Ginger dry fly
 Body: Pale yellow dubbing
 Wing: Light elk hair
 Head: Primrose

Instructions for tying the Hair-wing Dun:

1. Attach the thread to the hook behind the headspace and wind back to the mid-point of the shank. Tie in the hackle with the concave (dull) side forward. If you want to avoid having



the hackle pull out when you start to wind it, then try the following. Start by binding down the stem going toward the eye 3 or 4 turns and then pull the stem back towards the tail and wind back to the bend, trimming off the excess.

2. Wind a small amount of dubbing at the bend of the hook to help split the tail. Tie in 2 or 3 fibers of tail on each side of the dubbing. I prefer to tie in the far side of the split tail first by placing the fibers just beyond the top of the hook using thread tension to pull them into place. To tie the tail fiber for the near side, employ the same technique but start from the underside of the hook.
3. Apply dubbing to your thread and wind a smooth, tapered body up to and beyond the hackle to a point about $\frac{3}{4}$ the length of the shank. Proportion is important on this fly and the hackle should start from right in the middle of the body and occupy $\frac{1}{4}$ of the shank in front of that spot. Wind the hackle forward evenly spaced to the end of the dubbing. This should be about 3 to 7 turns depending on the size of the hook. Trim off the excess hackle once you have got the hackle right.
4. Cut off and stack your elk hair wing. The amount should be a little less than you would normally use on an Elk-Hair Caddis. The proper wing length is also only about $\frac{3}{4}$ the length of an Elk-Hair Caddis wing. Measure the wing for the proper length and tie it in angling it upwards slightly more than an Elk-Hair Caddis'. Trim off the butt ends just like, yes, you guessed it, an Elk-Hair Caddis. Wind a smooth head and whip finish.
5. The final touch, which helps the fly to ride low to the surface like the natural, is trimming the hackle. Turn the fly upside down and move your scissors in from the front and trim the hackle as close to its stem as possible. The hackle should still protrude out from the sides and slightly downward without any cut tips.

SIERRA PACIFIC FISHING ADVENTURES

YOUR FLY FISHING DESTINATION & RESORT OUTFITTER

FLY FISHING EXCURSIONS • CLASSES • PRIVATE INSTRUCTION

On-the-Stream Fly Fishing Classes, Lower Owens River

2010: October 16-17, Beginning Class & 23-24, Advanced Class; November 6-7 Beginning Class & 13-14 Women's Class; December 4-5, Advanced Class & 11-12, Beginning Class; **2011:** January 8-9, Advanced Class & 15-16, Beginning Class

The Lower Owens River, just outside of Bishop, CA offers world-class fly fishing for wild trout during the winter and spring! Join us for a 2-day educational experience to improve your success in nymph, dry fly, steamer and wet fly fishing. You will be introduced to entomology, stream structure, casting applications, short and long line presentation, reading the water, fly selection and basic knots.



NEW this year will be a clinic dedicated to ladies only conducted by Kathy Kim and Joe Libeu. In addition, Advanced Nymphing Clinic will be offered in November. Joe Libeu, your instructor, is a certified Federation of Fly Fishers "Master" Casting Instructor and Guide and brings with him years of experience on his home water.

Classes are limited to 6 students only, so reserve your spot early! For reservation, tuition and other information contact Joe Libeu at 310-749-6771 (jlsdfa@ix.netcom.com) or Kathy Kim at 714-290-6930 (kksdfa@yahoo.com).



Sierra Pacific Fishing Adventures • 3901 Brayton Ave., Long Beach, CA 90807 • (310) 749-6771 • www.joelibeufllyfishing.com

Let the Games Begin

DAN RIVETT, CAPTAIN

Remember last year when you made that commitment to yourself that you were going to work to improve your casting? You were at Hot Creek, watching a fish rising against the far bank behind an overhanging bush, and you couldn't judge the distance quite right, the casting games will help. Or perhaps it was on the Lower Owens and fish were rising behind that rock at mid stream where you needed to cast around it without fouling on the rock, the casting games will help. And then there was the surf fishing trip where you were frustrated because you were unable to cast far enough to reach the fish that all your buddies were hooking, the casting games will help.

So, have I touched any memories? I hope so. Come on out Tuesday nights, starting May 25, this summer for the games. As you can see, it is not just a matter of competing against other casters for the highest scores, but a way to work on casts for your bag of tricks. I am confident that if you come out and get involved with the games, those casts that eluded you last year will become second nature.

See you on the pond.



Welcome Our New Members


NANI BLYLEVEN,
MEMBERSHIP SECRETARY

The Board of Directors unanimously accepted the following applications; all are PHW memberships, for membership:

- ❖ Andy Anderson of Garden Grove
- ❖ Jerry Ramirez of Long Beach
- ❖ Bill Boyce of La Habra
- ❖ Miss Charles Etta Ball of Los Angeles (she goes by Charlie)
- ❖ Bob Gilland of Anaheim
- ❖ Jesse Garza of Fullerton

Please greet and welcome all our new members at LBCC functions. Encourage them to volunteer with many of our activities throughout the year. Please note that, in order to receive your Membership Packet with your Badge, Roster and other LBCC items; you must attend a LBCC monthly meeting.

If anyone has membership questions please read the Bylaws in your Roster, then you can call me at 714- 827-0984 or email at Nani.Blyleven@longbeach.gov.



Calendar of Events

June

1	Tuesday	7:00 PM	Tuesday Night Casting Games
2	Wednesday	7:00 PM	San Diego Pre-Trip Meeting
3	Thursday	7:00 PM	Activity Night/Spey Night at the Pond
7	Monday	7:00 PM	Board of Director's Meeting
8	Tuesday	7:00 PM	Tuesday Night Casting Games
9	Wednesday	9:00 AM	Conservation Team at San Gabriel
10	Thursday	7:00 PM	Activity Night/Spey Night at the Pond
12-13	Weekend		San Diego Bay Trip with Joe Austin
15	Tuesday	7:00 PM	Tuesday Night Casting Games
17	Thursday	7:00 PM	Activity Night/Spey Night at the Pond
22	Tuesday	7:00 PM	Tuesday Night Casting Games
25	Friday	7:00 PM	Monthly Meeting: Chris Korich
26-27	Weekend	9:00 AM	Tournament Casting School/clinic
29	Tuesday	7:00 PM	Tuesday Night Casting Games
30	Wednesday	7:00 PM	Brookie Bash Pre-Trip Meeting

July

1	Thursday	7:00 PM	Activity/Spey Night at the Pond & Fishing Movies with Bob G.
6	Tuesday	7:00 PM	Tuesday Night Casting Games
8	Thursday	7:00 PM	Activity Night/Spey Night at the Pond
9-11	Weekend		Brookie Bash with Jeff Sadler
12	Monday	7:00 PM	Board of Director's Meeting
13	Tuesday	7:00 PM	Tuesday Night Casting Games
14	Wednesday	9:00 AM	Conservation Team at San Gabriel
15	Thursday	7:00 PM	Activity/Spey Night at the Pond & Fishing Movies with Bob G.
20	Tuesday	7:00 PM	Tuesday Night Casting Games
21	Thursday	7:00 PM	Activity Night/Spey Night at the Pond
27	Tuesday	7:00 PM	Tuesday Night Casting Games
29	Thursday	7:00 PM	Monthly Meeting: Tips & Techniques

August

2	Monday	7:00 PM	Board of Director's Meeting
2-7	Week		ACA National Tournament, Lexington Kentucky
3	Tuesday	7:00 PM	Tuesday Night Casting Games
4	Wednesday	7:00 PM	Yards & Inches (Huntington Harbour) Pre-Trip Meeting
5	Thursday	7:00 PM	Activity Night/Spey Night at the Pond
10	Tuesday	7:00 PM	Tuesday Night Casting Games
11	Wednesday	9:00 AM	Conservation Team at San Gabriel
12	Thursday	7:00 PM	Activity Night at the Pond
14	Saturday		Yards & Inches Tournament (Huntington Harbour)
17	Tuesday	7:00 PM	Tuesday Night Casting Games
19	Thursday	7:00 PM	Activity/Spey Night at the Pond & Fishing Movies with Bob G.
24	Tuesday	7:00 PM	Tuesday Night Casting Games
24-28	Week		FFF Conclave, West Yellowstone, Montana
27	Thursday	7:00 PM	Monthly Meeting: to be determined
29	Sunday	8:00 AM	Breakfast and Director's Handicap Casting Games
30	Monday	7:00 PM	Board of Director's Meeting



	<p>CATALOG: This Edition of the catalog has over 32,000 fly fishing items listed – your one source for fly fishing travel, tackle equipment, tying tools and the largest selection of tying materials available.</p>	<p>Located in the Disneyland Area</p> <p>Map Not to Scale</p>
<p>Don't Miss our Educational Fly Fair, Held on the week end before Thanksgiving. Come see the best fly fishing has to offer!</p>		
<p>www.bobmarriotts.com bmfsinfo@bobmarriotts.com 2700 West Orangethorpe Ave. Fullerton, CA 92833</p>	<p>Store..(714) 525-1827 Fax.....(714) 525-5783 Travel..(714) 578-1880</p>	

SIERRA PACIFIC
FISHING ADVENTURES

**YOUR FLY FISHING DESTINATION
& RESORT OUTFITTER**

FLY FISHING EXCURSIONS • CLASSES
PRIVATE INSTRUCTIONS

(310) 749-6771

3901 Brayton Ave., • Long Beach, CA 90807 • www.spfadventures.com

Vicki R. Arreguin
Director of Sales

**GUESTHOUSE INTERNATIONAL
HOTEL**

5325 E. Pacific Coast Highway ▲ Long Beach, CA 90804
Phone: 562-597-1341 ▲ Sales Fax: 562-597-8741
Cell: 562-335-4459 ▲ varreguin@guesthouselb.com
Toll Free: 800-990-9991 ▲ www.guesthouselb.com