

Highlights

- ❖ Fly of the Month: Quill Body Spinner
- ❖ Club Trips for 2009 & 2010
- ❖ Calendar

Inside

- Page 3: Meet Slim Cancilla and the Redding Area
- Page 5: Remembering Milt Huber
- Page 6: 2009 Brookie Bash & New Grand Slammers

Target Talk

Newsletter of the Long Beach Casting Club, Established 1925

September 2009

www.longbeachcastingclub.org

(562) 433-9408

Leader's Line ...

Helpful Hearts

MICK WOODBURY, PRESIDENT

Many in our club have great talents, and some are additionally blessed with helpful hearts. Such are the men and women who don their devoted-teacher hats every week to run the club's Project Healing Water's classes and serve as trip guides.

PHW was founded in 2005 by Retired Navy Captain Ed Nicholson, who conceived the idea while recuperating from an operation at Walter Reed Hospital in Washington D.C. "I saw these wounded guys, and I thought, What can I do?" Nicholson likes to fly-fish, so he pulled aside a few patients for fly-tying and casting lessons. Before long, he had hooked the National Capital Chapter of Trout Unlimited and the Federation of Fly Fishers. The idea took off and the PHW Chapter #1 was born.

"The goal is simple," Nicholson said. "You have a guy who lost a leg, he's in physical therapy, we get him out there wading a stream, he gets a boost. Or a guy who lost an arm, we start him casting, he has a chance to use his new arm and actually do something that's enjoyable. We're teaching skills that are good emotional and physical therapy. The demons of war, you just don't set them aside. But once you get out on the river, the serenity is incredibly healing."

The organization's second chapter in a V.A. hospital

was born at LBCC when Carole Katz spearheaded the effort with the Long Beach V.A. Hospital. It wasn't easy—anything new always brings trepidation. The program, hugely successful, now has more than 70 U.S. chapters, with a new one starting in Canada.

The Long Beach Press Telegram thinks PHW is worthwhile, too. It assigned a reporter, Diandra Jay, to follow the most recent series of classes from start to finish. The young journalist is interviewing the vets and covering their progress in casting, fly tying and rod building with both still photography and video. I'm sure it will be a compelling video; just watching someone with one hand tie a fly makes your own troubles seem as miniscule as lint. Troubled about losing your job? Try losing your leg. Yet these guys and gals are upbeat and grateful to be learning something new for their future.

Comments from chapters around the country testify to the program results:

Leader's Line continues on page 2

Leader's Line continued from page 1

"You'll never know what this has done for me. I used to wake up with nothing on the horizon but lying in bed all day. Now I have something to look forward to."... a California veteran

"As a Viet Nam veteran who never felt quite welcome when I came home, I must tell you that I will never forget the tears streaming from the eyes of an amputee of the same era as he thanked me for the experience he was given [on the fishing trip]. 'You know,' he said, 'this is the first time I really felt my sacrifice was appreciated. They were wonderful to us and I never knew that I could actually fish again as I did when I was young.'"... a Maine volunteer


"I'm a combat veteran and caught my first fish yesterday. It was a very emotional time for me, thinking about all my friends that didn't come home. Thanks so much for what you are doing for those brave men and women."... an Army combat veteran of Iraq.

"On our graduation party day, the vets were coming to our casting club for the final casting session of two hours followed by lunch. One of the most quiet and most withdrawn of the participants came 45 minutes early. He told me he walked because he wanted to make sure he didn't miss any of it."... a California volunteer.

"I can't begin to explain how I feel about PHW volunteers and if I do I usually get choked up and my eyes get misty. Thank you everybody, for the bottom of my heart for caring enough to volunteer and be involved."... a Maine veteran.

"I've seen it work. The guys come quiet and reserved. By the time they leave, they're laughing and hugging and weeping. Best of all, it makes lifelong changes. A year later, they are different people."... a recreational therapist, Maine.

You may not recognize the name Rodney Atkins, but if you watch his video of a song called The River Just Knows, you probably won't forget it. It's about a fly fishing PHW vet. If you're up to it, go to www.projecthealingwaters.org/html/videos/video.html. Tissues recommended.



OFFICERS

PRESIDENT

MICK WOODBURY
(714) 840-5649

1ST VICE PRESIDENT

RICH GARRETT
(562) 422-9696

2ND VICE PRESIDENT

BILL BOEHLERT
(714) 374-6491

RECORDING SECRETARY

FRANK KROPACEK
(562) 434-2976

CORRESPONDING SECRETARY

NANI BLYLEVEN
(714) 827-0984

CAPTAIN

DAN RIVETT
(562) 431-2738

TREASURER

JOSEPH GUSTAFF
(562) 405-2924

MEMBERSHIP SECRETARY

MARK TSUNAWAKI
(714) 580-4517

SENIOR DIRECTOR

JOHN VAN DERHOOF
(562) 424-7313

JUNIOR DIRECTOR

RICK HILLES
(949) 854-1076

TARGET TALK EDITOR

JOHN VAN DERHOOF
(562) 424-7313

Meet 'Slim' Cancilla and Learn About Fishing the Redding Area

RICH GARRETT, 1ST VICE PRESIDENT

Would you like to learn more about fishing Northern California around the Redding area for trout and steelhead? If so, don't miss the Monthly Meeting on Thursday, September 25 starting at 7:00 PM.

Our speaker is Todd ('Slim') Cancilla who guides out of Redding, California. I have fished (as have numerous other LBCC members) with Slim numerous times and he is one of my favorite guides. He loves his work and he displays it on the water with complete explanations of each fishing situation that is supposed to happen as we are fishing (and some painfully expressed comments as to why you missed the hookup).

Slim's primary waters for the past several years has been the Lower Sacramento and Trinity Rivers. Prior to moving to Redding he guided for fifteen years on the San Juan River in New Mexico, so anyone with a particular interest in that area can probably get some valuable advice about the San Juan.

When not guiding in Northern California, he pursues his other passion—fishing for Tarpon in Florida.

When we were setting up the speaking engagement, I informed him that we would prefer to have a learning based program, as opposed to just a slide show of a lot of fish. He was ahead of me on this one, so expect to learn a great deal about how to fish the area, but no show is complete without a few good fish pictures.

THURSDAY SPEY NIGHT CASTING


If you read last month's Target Talk you know that

we have started "Spey Casting Nights" for each Thursday evening. This will continue as long as the interest does. Just because it is called Spey Casting Nights does not preclude anyone to come to the club and practice their own favorite form of casting, or just socializing. Those that do not care to use the two-handed rod will find a great deal of Spey Casts that can be used on your single handed rod

VENISON STAG

Finally, looking forward, the Venison Stag is approaching in December and I would like to appeal for assistance in making this year a successful event. The club will need volunteers in the areas of: Setup and decoration, Cooking, Serving and Cleanup.

If you are interested in volunteering your help please either email me at rgarrettcpa@earthlink.net or place your name on the sign-up sheet that will be placed on the Bulletin Board in the clubhouse.



Reminder! **BIG SALE** at the August Meeting!

CAROLE KATZ, PAST PRESIDENT

Items donated to Project Healing Waters Fly Fishing that we cannot easily use will be sold at the August monthly meeting. Proceeds will be used to pay for program expenses. Some things are new, some are used. This could be an opportunity for you to pick up some fly fishing goodies for very good prices.

Here's a list of some of the available items:


GRAPHITE RODS: Fenwick Iron Feather 3 wt., Reddington 6 wt., Pflueger 6 wt., TFO Lefty Kreh Pro Series 6 wt., T&T Trout 6 wt., Cortland GRF 100 XP 6/7 wt., Orvis Trident 7 wt., Orvis Graphite 7 wt., Cortland Fairplay 7/8 wt., Cortland GRF 1000 7/8 wt., Scientific Anglers 8 wt., Wade 10/11 wt.

BAMBOO, GLASS & OTHER RODS: Heddon Black Beauty bamboo, Kiraku Supercane bamboo, Kennedy Fisher, Shakespeare, Powertaper, Watercraft, Microlite, and Professional True Temper 4004.

TYING MATERIALS: goat dubbing in many colors, stick-on eyes, glass beads, hopper legs, mono nymph eyes, cone heads, hot beads, foam, lead zonker tape, trout beads, popper bodies and cylinders, reel claws, estaz metallic chenille in many colors, mylar in different sizes and colors.

REELS: Penn 704, Zero Hour, Pflueger Supreme Cub, Pflueger Summit, South Bend, DAM Quick, Altex, Zebco, and miscellaneous older reels.

MISCELLANEOUS: Creel, many lures, new Rio Mainstream Saltwater lines WF8F, Clear Creek chest pack, Hodgman pack, and much more.



Sunday Morning Pond Cleaning

DAN RIVETT, CAPTAIN

We had a large group of volunteers Sunday, August 2 to clean the Casting Pond. The group started gathering a little after 7:00 AM to lay-out fire hoses, rakes and squeegees. As always we provided coffee, tea and of course donuts as incentive for folks to get out of bed early on a Sunday morning to keep the pond and clubhouse in top condition.

With Rod Pabst manning the fire hose (retired Fire Captain), the crew had the debris, including golf balls, sticks (all about the length a dog could retrieve), pine cones and rocks (amazing since there are no rocks located in the vicinity) all hosed down and shoveled out by about 9:00 AM. We sprayed algaecide and had the water flowing by 10:30 AM.

When you are down casting in the clean pond be sure to thank the following for a job well done. The crew consisted of Joe Austin, Craig Belden, Marv Dworzak, Rich Garrett, Bob Henrich, Yash Iseda, Dave Jolinson, Jay Jones, Mark Lipe, Gerry Marotta, Bob Middo, Rod Pabst, Dan Rivett, Bob Ruscitto, Scott Sikes, John Van Derhoof, and Dave Williamson. A great team of volunteers... thanks to all of you!

Remembering Milt Huber

April 29, 1926–June 17, 2009

MICK WOODBURY, PRESIDENT

The club has lost a wonderful member with the passing of Milt Huber. If you took the fly tying classes before 2007, or the rod building classes, you know who Milt was. He's the one who patiently assembled hundreds of kits of fly tying materials for the tying students. He was the guy who passed along good prices on rod blanks, and the one who invariably caught the biggest fish.

His memorial service was like none I'd ever attended, but then he was like no other either. The spontaneous stories about him poured out—some humorous, some tearful, but all loving. They each touched on what an exceptional man he was: patient, caring, loving, talented, willing to share, to go the extra mile, to lend a hand, to teach, to listen, to care. The minister said that Milt's service was the longest he had ever seen—two hours. A full 120 minutes? It seemed like ten.

I didn't know him well. But I was fortunate to spend about two hours with him when I stopped by his shop to pick up a rod blank. I thought I'd be in and out in five minutes. Instead he did what he was famous for—teach. By the time I left he had helped me backbone the rod, ream the cork, fit the grip, and install the tip. He didn't have to mix the epoxy and install the reel seat. But that was how Milt did things, by going the extra mile.

He was the personification of everything I love about this club. He was a role model that anyone would be proud to emulate and when I wondered who inspired him, I realized: Jesus was a fisherman too.

The family asked that donations be sent:

In memory of Milton Huber
California Trout

870 Market Street, Ste. 528
San Francisco, CA 94102

Attn: Tony Van Houten, Membership Manager

Tony's #415-392-8887 Ext. 100 (also for credit card donations).



LBCC New Members

MARK TSUNAWAKI,
MEMBERSHIP SECRETARY

The Board of Directors unanimously accepted the following application for membership:

❖ William A. Peters of Long Beach, CA


Please greet and welcome all our new members at the club meetings. Also note that, in order to receive your Membership Packet with your Badge, Roster and other LBCC items, you must attend a LBCC monthly meeting. There you will be greeted and inducted by our Honorary Sunshine Committee.

If anyone has membership questions, call Mark Tsunawaki at 714-580-4517 or email at mtsunawaki@yahoo.com.

2009 Brookie Bash Concludes with a Record Number of Grand Slams

JEFF SADLER, BIC (BASHER IN CHIEF)

Somewhere between 35-40 of us made the 12th annual trip to the Eastern Sierra. Somebody commented that with that many it ought to get crowded. We fished from Lone Pine to Bridgeport which is about 150 miles long but not too wide as the Sierras get high fast from the east side.



SIERRA GRAND SLAMMERS

I was chatting with a Ranger at Saddleback Lake and told him we were searching for 5 trout species and he said: "Oh, the **Super Grand Slam**." Well, that moves us up a notch as apparently Cutthroats are rare in that area. All of us got our Cutt at McCleod Lake in the Mammoth basin with about a 20 minute hike in. The Brook had to be in the Rock Creek basin on Saturday, Rainbows and Browns wherever, but the Golden:

Dan Rivett	Lower Twin Lake behind Saddlebag (Dan is a 2008 & 2009 winner)
Mark Flo	Horseshoe Meadow
Jim Fisher	Horseshoe Meadow
Ernie Ertley	Horseshoe Meadow
Jeff Sadler	Serene Lake

Congratulations to Dan, Mark, Jim, Ernie, and even me for catching all five. So Horseshoe Meadows appears to be the Golden venue of choice with several people hitting it on the way up and some on the way down, but...

THE 250 MILE GOLDEN


Al and Judy Ross felt they also needed a Golden so rather than on the way up or back they went from Mammoth to Lone Pine, up the mountain and return for two fish. That's a rate of 125 miles/trout. They did however, spend two hours watching hang gliders launch from the top.

HAIL, HAIL, THE GANG'S ALL HERE

There is always weather on the Brookie Bash and this year was no exception. About a ½ hour on Saturday with rain and hail but that gives us a chance to share a tree and get to know our brother and sister club members a little better.


SERENE LAKE

This beauty of a lake is where I got my Golden, actually a Golden Oldie. Somewhere between 13-15 inches and healthily fat. While the size and beauty were spectacular, the catch rate was one above zero for Dan and me as we fished the lake hard for a total of 8 hours between us. That was the only hit. We know a similar lake farther up the trail which we call No-Name as it has no name on the map. No-Name, like Serene, has no outflow or inflow and it appears that this causes a smaller population of fish but larger individuals. I can tell you how to get there but I cannot guarantee you'll ever see a fish.



MANLY MEN AND GIRLIE BOYS

On Friday night in the old days we'd be drinking a lemonade (or something) and talking about our first loves and '57 Chevies. So, all of my condo



mates are discussing the relative merits of tofu and asparagus and gulping down handfuls of steamed Brussels Sprouts. Apparently yuppie-scum have taken over and we troglodyte carnivores are left sadly in the dust.

MADISON BROWN

Check out a song called "Madison Brown" with a very catchy tune and words that will resonate with a fly fisher's heart. I'm tempted to copy out the words and have a group sing around the campfire next year. (Although the brussels sprout eaters will probably want to sing "Kumbaya.")

SO CLOSE AND YET SO FAR...

Steven Ludwig finally admitted that the Rainbow, caught on the trip, brought to hand and photographed was actually caught by the 12 year old boy in the picture.

Darn, now I have to go back to Tiffany's and have the diamond encrusted gold plaque date changed to 2010 for Steve as I know he'll make it then.

Long Beach Casting Club Trips for 2009-2010

BILL BOEHLERT, 2ND VICE PRESIDENT

The year is passing swiftly! Have you joined the club on a trip yet? There are still some great trips available with a tremendous variety of locations, species, and techniques. Remember—friends don't let friends miss club fishing trips!

If you have any questions about upcoming trips, be sure to e-mail me at blboehlert@verizon.net or call me at 714-374-6491.

Come join us!

2009–2010 TRIPS TO DATE

DATE	TRIP & TRIP LEADER
September 2	Yards & Inches Pre-Trip at 7:00 PM
September 12	Yards & Inches in Huntington Harbour with Kevin Green
October 14	Redding Pre-Trip at 7:00 PM
October 21–25	Redding with Bill Boehlert
Nov. 4	Mammoth Pre-Trip at 7:00 PM
Nov. 13–15	Mammoth with Bill Boehlert
December 12	White Seabass Tour Carlsbad with Mick Woodbury: Pre-Trip is TBA
December 30	Lower O. #1 Pre-Trip at 7:00 PM
January 8–10	Lower Owens #1 with Dan Rivett
January 27	Lower O. #2 Pre-Trip at 7:00 PM
February 5–7	Lower Owens #2 with Yash Iseda
March 10	Newport Bay Pre-Trip at 7:00 PM
March 20	Newport Bay Bass Tourney with Mark Tsunawaki

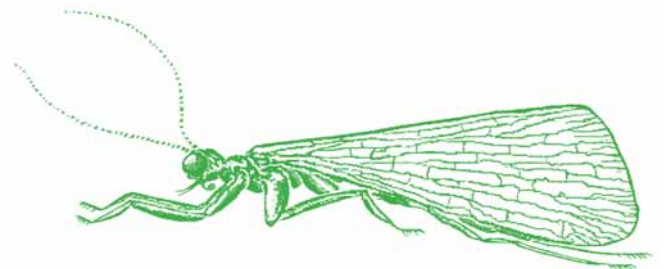
Stay in my Mammoth Lakes Condo

The Cabins: Unit 14 – 2 Bedroom 2 Bath

Member: **Gary McElligatt** phone (562) 209-5664
Mammoth Reservation Bureau phone (800) 462-5571

Mention LBCC for 20% discount off published rates!

<http://www.mammothvacations.com/>



A Special Night at the Pond

DAN RIVETT, CAPTAIN

We continue the Summer Tuesday night casting games through August 25th. If you are not yet coming out to cast the games, try it just a couple times and you will be a convert. The targets really force you to concentrate on hitting that sweet spot which will be evident the next time you are at Hot Creek casting to one of the large brown trout that are hugging the far bank under a clump on overhanging grass and behind a rock. With the Weekend casting games starting on Sunday August 30th you still have time to get your casting dialed in this summer.


For those of you casting on Tuesday evenings, you have no doubt seen half a dozen guys casting plugs at the targets. What you may say? That is not fly fishing. Right you are, however, this is a casting club, and that includes plugs for those who may prefer casting to Big Moe Bass at the local lake. The casters are lined up and firing the plugs at the targets as if members of a firing squad, rather than standing alone in the casting box, with your knees knocking. While it may be a little unorthodox, it is a hoot.

I am one of those guys joking, laughing and trying my darnedest to hit a few score perfects. It is interesting how while practicing, a bull's-eye is no problem now and then, but wait until the competition starts. Wow, you would think I had not picked up the rod for a week. Oh well, I will continue to practice and compete.

The challenge in competition can carry over to a difficult fishing situation, and that's why I do it. Please come on out and join us, It is a good way to become acquainted with other club members, and improve your fishing prowess. Don't worry about a high score at first because with time we

all improve, at least that is what the guys are telling me. Right?

For those of you who were lucky enough to be in attendance at the casting pond Tuesday, August 4, I hope you were able to witness a special moment in club history. Mark Lipe cast his first ever 100 score casting Dry Fly. That is a perfect score, which consists of two rounds of five targets. The targets are 30" in diameter located from 20' to 50' away from the caster. Congratulations Mark, you have worked long and hard to reach that perfect game.



Breakfast Chefs

JOHN VAN DERHOOF,
SENIOR DIRECTOR

There has been a long tradition of cooking a hot breakfast before the winter casts. Come and join us for the camaraderie and the good food.

Breakfast is served about 7:30 AM and the casting games start at 9:00 AM.

We still need chefs for the following dates: October 12 & 26, November 23, January 4 & 18, February 22 and March 8. The chef chooses the menu, does the shopping and impresses the members with his or her culinary genius.

If you'd like to volunteer, please contact John Van Derhoof at 562-424-7313.

Northern California Outing

BILL BOEHLERT, 2ND VICE PRESIDENT


Fall in the woods of Northern California! What could be more picturesque, or offer better fishing? Our October trip will be to the Redding area from October 21 through 25. If you haven't fished there before, you are in for a rare experience.

The first three days we will be staying in Dunsmuir, right on the Upper Sacramento. This storied stream is crystal clear and gorgeous with classic pocket water. While up there, we will also have access to the McCloud River with its big boulders and big fish. Other options for those who wish are the Lower Sacramento and the Trinity, though they are better fished with guides.

The second two days we will be staying in the Burney area. Nearby are legendary fisheries like Hat Creek and the Pit River. There are also several beautiful lakes nearby like Manzanita and Baum that provide great stillwater angling.

The pre-trip meeting will be Wednesday, October 14th. We will discuss lodging, transportation, meeting places, and recommended flies. In order to reserve good lodging, though, it would help to have a good idea of numbers so I can get a nice place on the river. Let me know ASAP if you plan to join us. Send an e-mail to blboehlert@verizon.net or call me at 714-374-6491.

Don't miss it!



Intermediate Casting Clinic

JOHN VAN DERHOOF, EDITOR

The club will offer our Intermediate Casting Clinic starting on Tuesday, September 1 at 7:00 PM and will run for three consecutive Tuesday nights. The class will be targeted towards individuals that want to improve their casting and fishing ability. Emphasis will be placed on fishing casts, improving line control and increasing line speed and distance.

In order to make the class more effective we placed a few requirements on who can participate. First, attendees must be Long Beach Casting Club members—this class will not be offered to the general public. Second, all attendees must have at least one full year of experience casting and fishing from the time that they took our beginning casting clinic—sorry. The reason why should be obvious; we are trying to teach intermediate skills not beginning skills that have not been practiced in earnest since the Beginning Class.

If you have any questions about this clinic please contact me at 562-424-7313 or by email at jvanderhoof1@gmail.com.

ALASKA '09

Y o u ' r e I n v i t e d

\$870

LOWER PRICES!!!

Week One: August 7-14th

Week Two: August 14-21st

Basic Package Cost: Food, Lodging and
Share of the car rental for a week.

Jerry has lowered the cost of the trip, which should be great fun for all of us. The cost is for a week of food and lodging at the Bunkhouse will be \$110 per day, or \$770 for a week. Since the trip is "self guided", the cost of the week will depend on what you decide to do.



The cost of the cars is \$500 to \$600 per week for each car, and that averages out to about \$100 per person per week to have access to the two cars we rent. The rental cars will transport fly fishers to the streams and also be used on days when access to the straits is blown out. If we add the car cost of \$100 to the \$770, each persons cost for the week for food, lodging and the car is \$870. Jerry will collect for the trip at the end of the week, so all you need to pay until then is the \$200 deposit. Jerry does not accept Credit Cards, so bring your checkbook.

What will hold your spot is a deposit of \$200, made out to Coffman Cove Bunkhouse, and mailed to Mike Allen, and it has to be first come, first served.

Design your Week: Extras

- Charter \$200/day
- Skiff \$45 each person
- Fishing kayak \$45
- Fly Fishing—covered

Love's Labor Lost

JEFF SADLER, A MIS-ADVENTUROUS FLY TIER

So, a couple of year's back I invented a new fly, or at least thought I did at the time. The fly *du jour* was the Sparkle Dun as a curved hook, half floating, half sinking, trailing shuck emerger. I saw it and fell in love but I cannot tie a decent comparadun wing. Thus my new invention: I substituted a parachute for the comparadun and invented...(drum roll)... **THE SPARKLE-CHUTE.**

I happily fished "my" fly successfully and one day some fool noticed it and said: "Dude, that's a KlinkHammer."

The fly stopped working, the sky clouded over; someone had rained on my parade.

Month before last, John published his Loop Wing Emerger and I was enchanted having heard glowing stories about the mystique of loops. I sat at my vise and started tying. Well I can't do too many before I want to improve it. So why not a parachute, which will allow a flatter float in the surface film and as long as I'm at it how about a KlinkHammer hook which, rather than curved, is bent downward behind the thorax. I had even invented a name: The VanDerHammer or maybe KlinkHoof? All well and good except it's an impossible tie. The

wing will not wrap around a wide base loop and if it does will slip off, ahhh, Love's Labor Lost...

While researching on how to actually spell KlinkHammer's name I found out several interesting things. (Van Klink... VanDerhoof... ain't there a Smith fly?)

1. Well it ain't a KlinkHammer, it is Hans Van Klink (or Klinken) who liked his friend's fly the Rackelhammer and named his fly Klinkhammer as an *homage*.

2. Mr. Klink's fly does NOT have a trailing shuck.

Hooray, it is now my own invention the VanDerSparkleKlinkChute...Dun.

I think I'll stick with Klinkhammer because most people will recognize that. And besides, we mostly don't invent anything in the fly tying biz we just use different materials and modified standard techniques.

Lo and behold, in last month's Target Talk John published the Para-Emerger which with a bent hook instead of curved and a trailing shuck you've got the...

(please sing in the tune of the old Boy Scout campfire song)

"... John Jeffrey Klinkenhammer Smith, That's my name too..."



Fly of the Month: Quill Body Spinner

JOHN VAN DERHOOF, EDITOR

While talking with a new member about the life cycle of a mayfly I had remembered my first experience observing and fishing a mayfly spinner fall. It was early on a slightly overcast summer morning on Silver Creek in Idaho and I was casting a dry fly blindly about a very quiet river (yes, I should have been nymphing but I can be stubborn). I could see swarms of insects hovering and dipping with the breeze at streamside, but the surface of the water remained calm. After about an hour of inactivity, an occasional rise began to appear. In what seemed like only minutes, fish appeared as if from nowhere and methodically fed on the thousands of dead and dying mayflies that now blanketed the surface of the water. Fish were everywhere and choosing one individual to cast to was difficult. The hatch continued for about two hours and then it quickly subsided and quiet fell over the river.


If you are going to be fishing one of the country's many spring creeks and rivers where spinner falls are common you will need to be prepared for this type of hatch. Your casts are usually short drag free presentations. Timing the fish's rise and accurate imitations are a necessity.

There are many species of mayflies that create these mass deaths so a variety of colors and sizes are recommended. Some of my favorite choices are: 1) Olive body and thorax and light dun wing/tail in sizes 16 to 20 (Blue-Winged Olive); 2) Black body and thorax and light dun wing/tail in sizes 18 to 22 (Trico); 3) Pale green body, black thorax and light dun wing/tail in sizes 18 to 22 (Trico female); 4) Rust body and thorax and light dun wing/tail in sizes 16 to 18 (Pale Morning Dun); 5) Medium gray body, dark gray thorax and grizzly wing/tail in sizes 14 to 18 (Callibaetis).

Fishing this phase of a mayfly's life is truly an exciting and challenging experience. Tying some of these spinner imitations will help get you started to meet the demands of a mayfly spinner fall.

Materials for tying the Quill Body Spinner:

- Thread: 8/0 to match the thorax
- Hook: Your favorite brand dry fly in sizes 12 to 22 (consider a Tiemco 101 ring eye for hooks smaller than 16)
- Tail: Hackle fibers or Micro-Fibets in colors to match the natural
- Body: Rear 2/3(abdomen) – dyed goose biot or peacock eye quill in a color to match natural
Front 1/3(thorax) – dubbing in a color to match the natural
- Wing: Dry fly quality hackle trimmed top and bottom



Instructions for tying the Quill Body Spinner:

1. Place the hook in your vise and attach the thread behind the headspace. Wind the thread back to the end of the shank and apply a very small amount of dubbing to thread. Wind approximately 2 to 3 turns of the dubbing forming a small ball at the end of the shank. This dubbing ball will help to split the tails. The dubbing color for the ball should be similar to the abdomen color.
2. Tie in the split tails one side of the hook at a time. Start by placing the tail for the far side of the hook on the top of the shank. As you start to wind use the tension of the thread to pull the tail into position along the far side of the hook. Place the near side tail on the underside of hook and again use the thread's tension to pull it towards you and into position along the near side of the hook.
3. Tie the goose biot quill by the tip. Advance the thread to a point $\frac{2}{3}$'s the way along the shank. Wind the goose biot down the hook with minimal or no overlap and tie it down.
4. Select a hackle that will create a wing that is approximately the length of the shank. Tie in the hackle half way between where the abdomen ended and the headspace. Wind the hackle back towards the end of the abdomen approximately 4 to 7 turns depending on the size of the fly you are tying and tie off. Trim off the hackle fibers directly on the top and the bottom of the hook cutting them as close to the stem of the hackle as you can get.
5. With the thread now between the hackle wing and the end of the abdomen, apply the thorax dubbing to the thread. Wind dubbing by starting with 1 or 2 winds between the wing and the end of the abdomen. Wrap one full X-wrap over the hackle wing taking care not to disturb the wing too much. Continue winding the thorax dubbing forward to the headspace. Wind a small thread head and whip finish.

SIERRA PACIFIC FISHING ADVENTURES

YOUR FLY FISHING DESTINATION & RESORT OUTFITTER

FLY FISHING EXCURSIONS • CLASSES • PRIVATE INSTRUCTION

On-the-Stream Fly Fishing Classes, Lower Owens River

2009: October 10–11 (full) and 17–18 (Advanced Nymphing Class), November, Oct 31–1 (Women's Class) and 7–8, December 5–6 and 12–13 (Advanced Nymphing Class)

2010: January 9–10 and 16–17 (Advanced Nymphing Class), February 6–7 and 20–21 (Advanced Nymphing Class), March 6–7 (Women's Class) and 13–14

The Lower Owens River, just outside of Bishop, California offers world-class fly fishing for wild trout during the winter and spring! Join us for a 2–day educational experience to improve your success in nymph, dry fly, steamer and wet fly fishing. You will be introduced to entomology, stream structure, casting applications, short and long line presentation, reading the water, fly selection and basic knots.



NEW this year will be a clinic dedicated to “Ladies Only” conducted by Kathy Kim and Joe Libeu. In addition, Advanced Nymphing Clinic will be offered in November. Joe Libeu, your instructor, is a certified Federation of Fly Fishers “Master” Casting Instructor and Guide and brings with him years of experience on his home water.

Classes are limited to 6 students only, so reserve your spot early! For reservation, tuition and other information contact Joe Libeu at 310-749-6771 (jlsfpa@ix.netcom.com) or Kathy Kim at 714-290-6930 (kksfpa@yahoo.com).

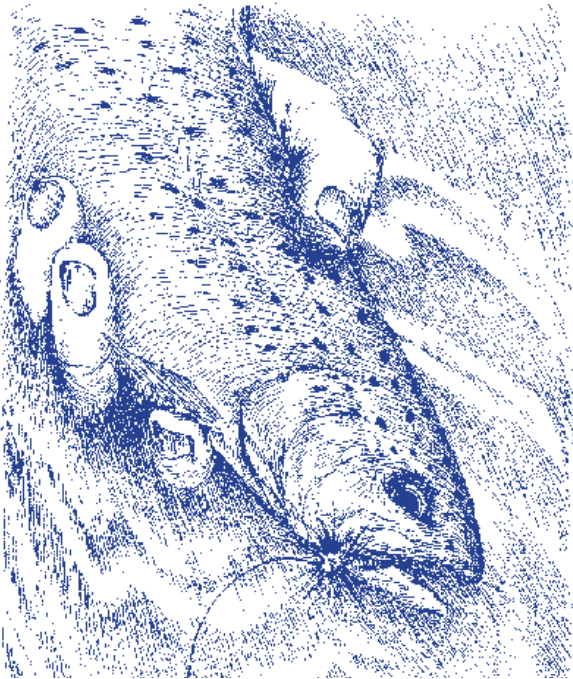


Sierra Pacific Fishing Adventures • 3901 Brayton Ave., Long Beach, CA 90807 • (310) 749-6771 • www.joelibeufllyfishing.com

A Message from the FFF

MICHAEL SCHWEIT, PRESIDENT, SWCFFF

Greetings from the Southwest Council, Federation of Fly Fishers. My name is Michael Schweit and I just became President of this wonderful group of anglers. We just completed our Spring Quarterly meeting with representatives from clubs all over Southern California.



This was a great meeting where we all exchanged lots of ideas on how to improve what the clubs are doing. Some of the topics were member recruitment, TROUT IN THE CLASSROOM and PROJECT HEALING WATERS. I can assure you that the current representatives and directors are putting their heart and soul into this endeavor.

One thing has become clear as I speak at clubs and meet the members in this region. There is an appetite for more programs (casting, fly tying, specific fishing techniques) than what is currently offered by many of these clubs. The SWC is here to help change that. By organizing what is best in each club and sharing it with others, we will develop a whole menu of options to keep

everyone involved, from fishing to conservation.

I need your help. No, we are not asking you to jump on the Board but we are asking you to make yourself available to help in small ways. Send me or your club representative your e-mail address and when something comes up (like needing your help on a conservation project or a casting clinic), I or one of the directors will send out an e-mail to all of you requesting your help. I would bet you have one hour a month to help out and that one hour relieves the pressure from your club and the SWC.

We all want our sport to grow. We also want to protect it. But, it cannot always be the *other* person that does it. The best way to do that is to have an involved membership that is willing to step up in ways big and small. Please join the Federation (10 cents a day less major holidays is all it takes) and consider sending me your name and e-mail for future help to further fly fishing. You can contact me by phone at 818-757-3474 or by email at President@Southwestcouncilfff.org.

2009 ROD BUILDING CLASS



Schedule
7:00 PM

Tuesday - September 8thOrientation

This time slot is to allow students to select and procure the components for the fly rod of their dreams

Tuesday - September 29th1st Class

Tuesday - October 6th2nd Class

Tuesday - October 13th3rd Class

Tuesday - October 20th4th Class

Calendar of Events

September

1	Tuesday	7:00 PM	Intermediate Casting Clinic - 1st Night
2	Wednesday	7:00 PM	Pre-Trip Meeting: Yards & Inches Tourney
3	Thursday	7:00 PM	Activity Night at the Pond: Spey Casting
7	Monday	7:00 PM	Board of Directors Meeting
8	Tuesday	7:00 PM	Intermediate Casting Clinic - 2nd Night
9	Wednesday	9:00 AM	Rod Building Orientation
10	Thursday	7:00 PM	Conservation Team at San Gabriel
12	Saturday		Activity Night at the Pond: Spey Casting
13	Sunday	8:00 AM	Club Trip: Yards & Inches in Huntington Harbor
		9:00 AM	Breakfast
15	Tuesday	7:00 PM	Casting Games: 1/4, 3/8, 5/8, TF, DF, BB
17	Thursday	7:00 PM	Intermediate Casting Clinic - 3rd Night
20	Sunday	7:30 AM	Activity Night at the Pond: Spey Casting
22	Tuesday	7:00 PM	Pond Cleaning
24	Thursday	7:00 PM	Activity Night at the Pond: Casting
27	Sunday	8:00 AM	Monthly Meeting: "Slim" Cancilla on NorCal Steelhead & Trout
		9:00 AM	Breakfast
29	Tuesday	7:00 PM	Casting Games: Open, TF, WF, TFD, 1/4 D
			Rod Building: Night #1

October

1	Thursday	7:00 PM	Activity Night at the Pond: Spey Casting
5	Monday	7:00 PM	Board of Directors Meeting
6	Tuesday	7:00 PM	Rod Building: Night #2
7	Wednesday	9:00 AM	Conservation Team at San Gabriel
8	Thursday	7:00 PM	Pre-Trip Meeting: Redding Trip
10-11	Weekend	7:00 PM	Activity Night at the Pond: Spey Casting
11	Sunday	8:00 AM	Northwestern Tournament
		9:00 AM	Breakfast
13	Tuesday	7:00 PM	Casting Games: Open, DF, BB, SHD
14	Wednesday	7:00 PM	Rod Building: Night #3
15	Thursday	7:00 PM	Pre-Trip Meeting: Redding Trip
20	Tuesday	7:00 PM	Activity Night at the Pond: Spey Casting
21-25	Weekend		Rod Building: Night #4
22	Thursday	7:00 PM	Club Trip: Redding Trip
25	Sunday	8:00 AM	Activity Night at the Pond: Spey Casting
		9:00 AM	Breakfast
27	Tuesday	7:00 PM	Casting Games: 3/8, TF, BB, 5 wt Combo, TFD
29	Thursday	7:00 PM	Fly Tying: Orientation Night
			Monthly Meeting: to be announced

November

2	Monday	7:00 PM	Board of Directors Meeting
3	Tuesday	7:00 PM	Fly Tying
4	Wednesday	7:00 PM	Pre-Trip Meeting: Mammoth
5	Thursday	7:00 PM	Activity Night at the Pond: Spey Casting
8	Sunday	8:00 AM	Breakfast
		9:00 AM	Casting Games: 1/4, 5/8, DF, WF, SHD
10	Tuesday	7:00 PM	Fly Tying
11	Wednesday	9:00 AM	Conservation Team at San Gabriel
12	Thursday	7:00 PM	Activity Night at the Pond: Spey Casting
13-15	Weekend		Club Trip: Mammoth
17	Tuesday	7:00 PM	Fly Tying
19	Thursday	7:00 PM	Monthly Meeting: Bart Taylor on Jackson Hole area
22	Sunday	8:00 AM	Breakfast
		9:00 AM	Casting Games: Open, TF, BB, 5 wt Combo, SHD
24	Tuesday	7:00 PM	Fly Tying
26	Thursday		Happy Thanksgiving!



	CATALOG: This Edition of the catalog has over 32,000 fly fishing items listed – your one source for fly fishing travel, tackle equipment, tying tools and the largest selection of tying materials available.	<p>Located in the Disneyland Area</p>
<p>Don't Miss our Educational Fly Fair, Held on the week end before Thanksgiving. Come see the best fly fishing has to offer!</p>		
<p>www.bobmarriotts.com bmfsinfo@bobmarriotts.com 2700 West Orangethorpe Ave. Fullerton, CA 92833</p>	<p>Store..(714) 525-1827 Fax.....(714) 525-5783 Travel..(714) 578-1880</p>	



SIERRA PACIFIC
FISHING ADVENTURES

**YOUR FLY FISHING DESTINATION
& RESORT OUTFITTER**

FLY FISHING EXCURSIONS • CLASSES
PRIVATE INSTRUCTIONS

(310) 749-6771

3901 Brayton Ave., • Long Beach, CA 90807 • www.spfadventures.com

HUBER'S SHACKLE HAVEN

fly-fishing

fly-tying & fly-casting instructions	tackle-equipment-materials
18720 doty ave., torrance, ca. 90504	(310) 324-7748

