

## Highlights

- ❖ Fly of the Month:
- ❖ Club Trips for 2009 & 2010
- ❖ Calendar

## Inside

- Page 3: Tips & Techniques
- Page 5: Brookie Bash XII
- Page 10: Spring Cleaning

# Target Talk

Newsletter of the Long Beach Casting Club, Established 1925

June 2009

[www.longbeachcastingclub.org](http://www.longbeachcastingclub.org)

(562) 433-9408

## Leader's Line ...

## Golden Nuggets

MICK WOODBURY, PRESIDENT

It was a privilege to spend a few minutes with the 2009 beginning casting class talking (OK, gently bragging) about the notable University of Fly Fishing (UFF) that we call the Long Beach Casting Club. At most, only a handful of places in the entire country can match our setup and none have the historical venue of the 1932 Olympics, the site where the world's elite once vied for gold medals.

As a campus, the UFF @ LBCC offers a dedicated pond, lights for night casting and a clubhouse and classroom. Its kitchen facility turns out prime rib dinners for parties of 100 or pancake breakfasts for a dozen Sunday morning casters. And the view—lawns and trees, endless entertainment, even squirrel and dog watching.

Since a university is rated for its faculty, LBCC is Ivy League. If you rank the nation's 50 states by the number of Master Casting Instructors in each, LBCC would rank as number four, with only California, Florida and Washington having more. We have more Master Casting Instructors than England and Scotland combined, and that's where fly fishing originated!

We have nearly half (43%) of California's Master Casting Instructors, amazing for a Club that's located some 6 hours away from blue-ribbon trout waters. We're also fortunate that out of the 50 states, we have 12.5% of the FFF Casting Instructor Board of Governors, the ones who

certify Master Casting Instructors. This does *not* include two Emeritus member, former Board of Governors. It's a faculty we can all be proud of.

Our curriculum is also extensive: Beginning Casting; Intermediate Casting; Instructor Certification practice; Tournament casting; Rod Building; Beginning Fly Tying (15 weeks worth, minimum); Intermediate Fly Tying (another 4-6 weeks) Monthly fishing trips, plus a special trip just for the casting class.

### GOLDEN NUGGETS

The orientation session brought home another perspective. Sure, we offer all the traditional fishing-related activities mentioned above. In advertising, those are called the features. But we can't forget the even more important benefits.

We help build connections and not just the knot kind. In the class were a mom, her son and her grandson. They don't intend to become experts.

*Leader's Line continues on page 2*




**Leader's Line** *continued from page 1*

They just want to build many years of fun memories together as family.

Fathers participate with sons and bond. Husbands and wives; boyfriends and girlfriends seek to enrich their time together. A single mom wants positive male role models for her sons. A newly divorced finds diversion. Fishing buddies enhance their skills in a sport they already enjoy together. Retirees find a place to share their expertise—after all, the Club continues even when the career ends. We're social animals and the Club is a catalyst that makes all sorts of connections possible.

We have reason to be proud of both the educational and social aspects of our Club. Our beginning students have reason to expect one of the finest learning opportunities available anywhere. I'm sure no one was disappointed.



## Planting Seeds

**MICK WOODBURY, PRESIDENT**

**W**hat a great sight—100-plus enthusiastic men, women and children encircling the pond eager to learn or improve their fly casting. But what made it even better were the 36 instructors. With four nights already spent *practicing* what they would be teaching, they were taking on four more nights of actual *teaching*. That's devotion.

Every one of them can recall heart warming light-bulb moments when someone they're helping suddenly gets it; when one of their little seeds of wisdom in the form of a demonstration or example rooted into a tight loop.

Thank you, teachers. But I'm sure the best rewards come from the students themselves when they say something like, "Oh, now I get it! Thanks."

## OFFICERS

### PRESIDENT

MICK WOODBURY  
(714) 840-5649

### 1<sup>ST</sup> VICE PRESIDENT

RICH GARRETT  
(562) 422-9696

### 2<sup>ND</sup> VICE PRESIDENT

BILL BOEHLERT  
(714) 374-6491

### RECORDING SECRETARY

FRANK KROPACEK  
(562) 434-2976

### CORRESPONDING SECRETARY

NANI BLYLEVEN  
(714) 827-0984

### CAPTAIN

DAN RIVETT  
(562) 431-2738

### TREASURER

JOSEPH GUSTAFF  
(562) 405-2924

### MEMBERSHIP SECRETARY

MARK TSUNAWAKI  
(714) 580-4517

### SENIOR DIRECTOR

JOHN VAN DERHOOF  
(562) 424-7313

### JUNIOR DIRECTOR

RICK HILLES  
(949) 854-1076

### TARGET TALK EDITOR

JOHN VAN DERHOOF  
(562) 424-7313



## Tips & Techniques

**RICH GARRETT, 1<sup>ST</sup> VICE PRESIDENT**

Sometimes it's the little things that make all of the difference for the 10% of the fisherman that catch 90% of the fish. (Most of those in the 10-90% category attend the TIPS AND TECHNIQUES Program—will you? )

The June Monthly Meeting is our annual TIPS & TECHNIQUES hosted by Joe Libeu and it will be held on Thursday, June 25<sup>th</sup> at 7:00 PM.

There will be several areas set up in the clubhouse and each will focus on different area for those interested in learning the subtleties in areas such as tying flies, rod building, tying leaders, knots, explaining strike indicators, fly lines in the fresh water and saltwater just to name a few. Also, we will have a knot tying contest for breaking strength. The winner will get a free airflow 5 wt. fly line!

If you are like me and have found yourself at the water trying to decide how to set up your rig for the fishing conditions present while wasting valuable fishing time, or at home deciding what lines, leaders and flies to pack and how to prepare them in advance then don't miss this meeting. The information presented at this meeting will show you how to improve your techniques and be better prepared to catch (and release) fish. This presentation has been put on for several years and each year there is always something new that adds to our overall success on the stream.

We recently finished our beginning fly casting clinic and we are at the beginning of what should be a very good season. For those who attended the casting clinic, the Tips and Techniques program will be a perfect way to add to the casting skills you have recently learned and take another step towards catching your first fish on a fly rod. I never fail to pick up some new information at this meeting and we seldom get this much talent

together at one time to give up their secrets. One of the great things about our club is the tremendous wealth of experience and knowledge that we have. Another is all of the educational programs that are offered.

You can walk around, listen to the various presenters, hear from the best talent our club has to offer, take notes and become one of the 10% catching 90%.



## Welcome Our New Club Members

**MARK TSUNAWAKI,  
MEMBERSHIP SECRETARY**

The 2009/2010 Board of Directors unanimously accepted the following applications for membership:

- ❖ Derheim of Long Beach
- ❖ Dwayne Horii of Rancho Palos Verdes
- ❖ Brad Johnson of Lakewood
- ❖ Mark Rakozy of Dana Point
- ❖ David Weinstein of Newport Beach

Please greet and welcome all our new members at the club meeting. Also note that in order to receive your Membership Packet with your Badge, Roster and other LBCC items, you must attend a LBCC monthly meeting. There you will be greeted and inducted by our Honorary Sunshine Committee.

If anyone has membership questions, call Mark Tsunawaki at 562-427-4238 or email at [mtsunawaki@yahoo.com](mailto:mtsunawaki@yahoo.com).



# Long Beach Casting Club 2009–2010 Trips

**BILL BOEHLERT, 2<sup>ND</sup> VICE PRESIDENT**

Here are the proposed trips for 2009 and early 2010. I am still in the process of nailing down some of the details, so this schedule will be subject to change. Keep an eye on future newsletters as the dates approach and feel free to contact the Trip Leader or the me at 714-374-6491.

## 2009–2010 TRIPS TO DATE

May 27	Mammoth Float & Wade Pre-Trip at 7:00 PM
June 12–14	Mammoth Float & Wade Trip Leader: Bill Boehlert
July 8	Brookie Bash Pre-Trip at 7:00 PM
July 17–19	Brookie Bash Trip Leader: Jeff Sadler
July 29	San Diego Bay Pre-Trip at 7:00 PM
August 7–9	San Diego Bay Trip Leader: Joe Austin
September 2	Yards & Inches Pre-Trip at 7:00 PM
September 12	Yards & Inches in Huntington Harbour Trip leader: Mick Woodbury
October 14	Redding Pre-Trip at 7:00 PM
October 21–25	Redding Trip leader: Bill Boehlert
November (TBA)	Lee's Ferry Trip & Pre-Trip Trip Leader: TBA
December (TBA)	To Be Announced Trip Leader: TBA
January 8–10	Lower Owens #1 Trip Leader: TBA
February 5–7	Lower Owens #2 Trip Leader: TBA
March (TBA)	Newport Bay Bass Tourney Trip Leader: Mark Tsunawaki

If you would like to suggest a location or even lead a club trip, be sure to contact me. Come on out and join us!



## Pond Cleaning News

**MARK LIPE, MEMBER**

On May 3<sup>rd</sup>, dedicated club members Joe Austin, Bill Boehlert, Mark Flo, Jeff Gross, Yash Iseda, Frank Kropacek, Mark Lipe, Gerry Marotta, Dennis Martinez, Bob Middo, Dan Rivett, and Mark Tsunawaki cleaned the casting pond. This two-hour job was no match for the crew as they systematically worked the water hose, squeegees, and rakes in removing the debris and an occasional golf ball.

A few guys even flexed their muscles as they demolished a protruding piece of concrete at the end of the walkway leading up to the Clubhouse. Burt Labowitz spent quality time in the kitchen cleaning and organizing the cupboards.

When you see these individuals, please express your gratitude. They take great pride in keeping our facilities clean and functional. We welcome new members to join us at the next pond/clubhouse cleaning session on June 7<sup>th</sup> at 7:30 AM. It is a great opportunity to meet new friends and give back to the club.

Coffee and donuts will be served!



## Brookie Bash XII

JEFF SADLER, PAST PRESIDENT

Probably as close to a guarantee for catching trout that there is. An absolute guarantee for a lot of fun (unless you're a Brookie). Older (more experienced) members will assist the beginners until they too become Brookie bashers.

*"Brookies and Rookies were made for each other"*

Brookies, Rainbows, Browns, Cutts and, yes, maybe Goldens. A chance for The Sierra Grand Slam!

**When:** The back-country hike itself starts at 8am, Saturday, July 18 from the trailhead at Mosquito Flats Campground. (Elevation is approximately 10,000 feet)

**Where:** Midway between Bishop and Mammoth on Highway 395 is Rock Creek (Tom's Place). Drive up (West) Rock Creek 10.7 miles until you can't drive any more and you're at Mosquito Flats Campground, park only in authorized spots.


**The Trail:** Good trail with Rock Creek on the left. Moderate elevation change. About 1 mile in is Heart Lake which looks like a good meeting point and is midway to Long Lake. We will pass or be near a half dozen named lakes and a bunch of smaller ponds plus connecting creeks.

**Lodging and Stuff:** To be determined but in Mammoth.

**PRE-TRIP:** Wednesday, July 8, 7:00 PM

*Prizes galore and honor beyond your wildest imagination!*

So far only three have won the coveted "HIGH SIERRA GRAND SLAM AWARD". You could be next...



## Mammoth Float and Wade

BILL BOEHLERT, 2<sup>ND</sup> VICE PRESIDENT

It's time to put away those skis and haul out the fly gear! Our last trip of the spring will be at scenic Mammoth Lakes from June 12–14. This incredible area is very close to home, yet boasts some of California's best fisheries.

Just like last year, there will be two groups: float tubers and waders. Both have almost unlimited options. The floaters can choose from the Mammoth Lakes, June Lake Loop, Convict, Virginia Lakes, or the rod-busting trout at Crowley. Those who prefer streams can hit Rush Creek, Hot Creek, the Upper and Lower Owens, and the East Walker. This is by no means a complete list!

Lodging options are wide open, ranging from hotels in Bishop to condos and camping in Mammoth. If enough people are interested, I will reserve a large condo in Mammoth to keep the prices affordable. If you are interested, be sure to let me know as far in advance as possible so I can reserve a nice place. I will collect deposits at the pre-trip meeting.

The Pre-Trip Meeting will be May 27 at 7:00 PM. All details will be discussed Any questions? Call me at 714-374-6491. I hope to see you on the trip!



# ALASKA '09

Y o u ' r e I n v i t e d

\$870

Basic Package Cost: Food, Lodging and  
Share of the car rental for a week.

## LOWER PRICES!!!

**Week One:** August 7-14th

**Week Two:** August 14-21st

Jerry has lowered the cost of the trip, which should be great fun for all of us. The cost is for a week of food and lodging at the Bunkhouse will be \$110 per day, or \$770 for a week. Since the trip is "self guided", the cost of the week will depend on what you decide to do.



The cost of the cars is \$500 to \$600 per week for each car, and that averages out to about \$100 per person per week to have access to the two cars we rent. The rental cars will transport fly fishers to the streams and also be used on days when access to the straits is blown out. If we add the car cost of \$100 to the \$770, each persons cost for the week for food, lodging and the car is \$870. Jerry will collect for the trip at the end of the week, so all you need to pay until then is the \$200 deposit. Jerry does not accept Credit Cards, so bring your checkbook.

What will hold your spot is a deposit of \$200, made out to Coffman Cove Bunkhouse, and mailed to Mike Allen, and it has to be first come, first served.

### Design your Week: Extras

- Charter \$200/day
- Skiff \$45 each person
- Fishing kayak \$45
- Fly Fishing—covered



# Spring Cleaning

BOB GRAHAM, MEMBER

My teen years were spent growing up in Alaska and upper New York State. Every spring we engaged in the ritual popularly known as Spring Cleaning. We (that is I) removed the storm windows, thoroughly washed the windows inside to remove tobacco smoke and cooking grease (my parents were chain smokers) and actually opened the windows to allow fresh air to combat the third hand smoke.

I began this article last spring (of 2009) and the next day was in the eighties in Southern California. I missed spring completely. Now we are immersed in June gloom early again this year. Nonetheless, it is time for Spring Cleaning of your fishing gear. While we are fortunate to be able to fish all winter, we sometimes neglect the annual cleaning which is necessary to keep our gear ready.

First, it is time to replace fly lines. Some of my floating lines have the characteristics of a density compensated Type III sink tip. If you don't know, a sunken line produces immediate unnatural drag even when fishing nymphs.

I also took some time to clean my reels. A quick soak to remove sand and other detritus and then a little lubricant. One of the local fly shops celebrated my arrival recently where I replaced my leaders and tippets. Sun light and UV rays degrade such material and could cost me a fish if I ever hook one suitable for photographing. Dennis Tsuyuki stores his tippets in aluminum foil (to block out light) in the refrigerator. He claims he never confuses his leaders with food stuffs because he stores the Udon noodles in plastic bags.

It is time to replace the floatants and 'sinkants' and to wash my vest to rid it of the stains where they leaked out over the year. I also replaced my split shot. Consider changing all your split shot to the non toxic variety. A few years ago in Yellowstone,

I was stopped by a ranger who wanted to see all my split shot not just the one in use. Fortunately, I had no lead on me.

One pair of waders is still without leaks but I'll have to test the other to be sure no new leaks have appeared.

I replaced all the batteries in my head lamps and trail flashlights. Why wait until dark to find out they are dead? Most importantly, I'll have to recharge the batteries for my camera, in case Maria catches another trophy!



## Tuesday Night Casts!

DAN RIVETT, CAPTAIN

Come on out on Tuesday nights at 7:00 PM to sharpen your casting skills. Starting Tuesday, May 26<sup>th</sup> and continuing through Tuesday, August 25<sup>th</sup> we will have targets set up for the Summer Casting Games every other week. The calendar of club activities will be posted in the clubhouse as well as in the Target Talk. This is a great way to improve your casting skills while joining in a little friendly competition with other club members.

If you have not cast in the games before, don't let that hold you back. I will have copies of information on casting rules, scoring, and equipment in the clubhouse. This is all friendly and a good way to get to know other club members in a *relaxed* atmosphere. Try your ability at the targets and improve your skills (for fishing) as you learn to hover the fly over the target. This is free and open to all who wish to participate. See you on the pond.



# Fly of the Month: Bend-Back Henry's Fork Stonefly

JOHN VAN DERHOOF, EDITOR

I love to catch fish. I hate to catch rocks. It is for these two reasons that I have embraced the bend-back style of hook. No other method I know allows a fly to work so near the bottom while minimizing hang-ups. It is therefore a natural choice for tying stone fly imitations.


The two best ways to fish a stone fly imitation require two different types of flies. The first method is to use an un-weighted fly that is tied on a curved or bent body and fish it dead drift with a split shot and an indicator. This simulates a stone fly that has been dislodged from its protective rock cover and is drifting helplessly in the current with its abdomen curled up in a fetal position. This method is best used during hatch and non-hatch conditions.

The next method requires a heavily weighted fly with a straight abdomen that is fished on the bottom. When a stone fly is ready to molt into a winged adult it crawls across the bottom past a picket line of hungry fish to shore. Here it crawls up onto a rock or up into some vegetation and transforms from a nymph to an winged, sexually mature adult. This is the style that the Henry's Fork Stone Fly imitates.

The Henry's Fork Stone Fly was developed by Mike Lawson of the Henry's Fork Angler in Last Chance, Idaho on the banks of the Henry's Fork of the Snake. It is one of the most representative, easiest to tie and best fishing stone fly patterns around. By tying it in the bend-back style only adds to its effectiveness.

## Materials for tying the Bend-back Henry's Fork Stone Fly

Hook: 4x long with ring eye in sizes 8 to 2  
 Thread: 6/0 or 8/0 black  
 Weight: Medium to heavy lead wire on the shank  
 Tail: Dark brown goose biots  
 Body: Black 2 or 3 ply wool yarn  
 Wing case: Black 2 or 3 ply wool yarn  
 Thorax: Dark brown Angora goat dubbing  
 Hackle: Poor dry fly quality cochy-bondhu (brown feather with brown list and tips) or furnace



## Instructions for tying the Bend-back Henry's Fork Stone Fly

1. Create a bend-back hook by holding the hook with a pair of pliers. With the hook point up and at a point about  $\frac{1}{4}$  of the shank behind the eye carefully bend the eye down approximately 10 to 15 degrees downward. Place the hook in the vise so that the section of the shank with the eye is horizontal and the point of the hook is up.



2. Attach your thread and tie on two pieces of lead on either side of the shank. The lead should extend from the bend of the hook to the bend in the shank. Wrap more lead wire over the shank and the pieces of lead you just tied on. The idea is to create a wide and heavy body.
3. Tie in your wool yarn and make one complete turn and tie off but do not cut off the excess. Tie in the goose biots on either side of the hook forming a tail. The tail should be about the length of the hook gape. Wind the wool yarn forward to a point just before the bend in the shank and tie off.
4. Tie in 3–6 (depending on the size of the fly), 2-inch pieces of wool yarn where you finished the abdomen to form a wing case. Using a dubbing loop dub the Angora goat thorax and stop at the headspace. This should be very shaggy. Select a hackle about  $1\frac{1}{2}x$  the length

## Stay in my Mammoth Lakes Condo

The Cabins: Unit 14 – 2 Bedroom 2 Bath

Member: **Gary McElligatt** phone (562) 209-5664

Mammoth Reservation Bureau phone (800) 462-5571

**Mention LBCC for 20% discount off published rates!**

<http://www.mammothvacations.com/>

of the hook gap and tie in the hackle by the tip. Wind 3–6 turns of hackle depending on the size of the fly and the quality of the hackle. The hackle should flow back over the thorax and the body.

5. Take hold of the wool yarn wing case and twist it about  $\frac{1}{4}$  to  $\frac{1}{2}$  a turn, which will keep the yarn pieces together. Pull the yarn wing case forward and tie it off securely. Form a small head, whip finish and add head cement.

## SIERRA PACIFIC FISHING ADVENTURES

### YOUR FLY FISHING DESTINATION & RESORT OUTFITTER

FLY FISHING EXCURSIONS • CLASSES • PRIVATE INSTRUCTION

### Bighorn River Trips

**August 2–7; August 9–14, 2009**

Join us for a 6 day Fly fishing Adventure to Montana's Bighorn River. Experience a fishing odyssey you will remember for years to come! The Bighorn is one of America's top Blue Ribbon fisheries with Rainbow and Browns in the 16 to 23 inch range.



4 Days Guided Drift Boat Fishing—2 Anglers per Boat. Accommodations, Ground Transportation, Continental Breakfast and Dinner while at the Lodge plus Lunches on Guided Fishing Days Included. Airfare, Fishing License, Gratuities Extra. **\$1755 pp** (double occupancy) with all meals included.



Sierra Pacific Fishing Adventures • 3901 Brayton Ave., Long Beach, CA 90807 • (310) 749-6771 • [www.spfadventures.com](http://www.spfadventures.com)



## Bollibokka Bound

BOB GRAHAM, MEMBER


The fabled McCloud River leaves the intermountain area and proceeds west along the highway. For much of its journey west, it is close enough to the highway that it receives incredible fishing pressure. In McCloud it turns south to the reservoir and then through the canyon eventually draining into Lake Shasta.

On one of the club trips years ago, Maria, Al Ross, Judy and I fished the area south of the reservoir and south of Ah-De-Nah. To get there, we had to traverse a single lane dirt road twenty miles into the wilderness. We fished the last of the public areas on the McCloud until the river empties into Shasta.

Downstream of where we fished, the river is all privately held—first the Hearst Estate, then a fishing club. The final seven miles of the McCloud is privately held and was formerly owned by the Bollibokka Fishing Club in San Francisco. Only members and guests could fish there. The new owner has leased the fishing rights and has sought out Sac River Outfitters to promote the fishery. I have reserved September 9–14 and need help catching the 20 inch wild rainbows and the fall-spawning Browns coming up from the Lake.

There is a club house with living room and five bedrooms and a smaller Rock House with a full kitchen and a couple of bedrooms. Total bed count of twelve rods on patrolled and controlled limited access fishing! If all the beds are spoken for the cost is less than \$600 plus food and adult beverages. No guides, unless you insist.

If you are interested in fishing a five mile stretch of the McCloud with only your friends in sight, give me a call ASAP. This will not interfere with the club's Redding trip in November which is presently planned for Dunsmuir and then Burney. I'll be on that trip too with Bill Boehlert.



## 101st ACA National Tournament

MARK LIPE, MEMBER

Mississauga, Ontario, Canada's 6th largest city is the destination for this year's ACA National Casting Championships. The 12-event tournament will be held August 3–8, 2009. Practice and Opening Ceremonies are typically on Monday with distance games on Tuesday and Wednesday followed by accuracy events Thursday through Saturday. The awards banquet will be Saturday night at the Four Points Sheraton Hotel. For more information with tournament registration forms and schedule of events, log onto [www.americancastingassoc.org](http://www.americancastingassoc.org).

The Four Points by Sheraton Mississauga Meadowvale is the host hotel and is located only 20 minutes from the Toronto Airport. Room rates are \$75 (+taxes) Canadian single/double occupancy, for those who book before the July, 1st cut-off date. For reservations call, (800)-368-7764 and mention ACA Championships for this special low rate.

The accuracy events will take place at the Mississauga City Center Reflecting Pool right outside Mayor Hazel McCallion's office which is only a 10–15 minute car ride from the hotel. The distance games are also only 15 minutes away from the hotel.

By the way don't forget your passport!



# Calendar of Events

## June

1	Monday	7:00 PM	Board of Directors Meeting
2	Tuesday	7:00 PM	Casting Games: 1/4, TF, 5 wt. Combo, TFD, SHD
4	Thursday	7:00 PM	Activity Night at the Pond: Casting
7	Sunday	7:30 AM	Pond Cleaning
9	Tuesday	7:00 PM	Casting Games: 3/8, 5/8, DF, BB
10	Wednesday	9:00 AM	Conservation Team at San Gabriel
11	Thursday	7:00 PM	Activity Night at the Pond: Casting
12-14	Weekend		Club Trip: Mammoth Float & Wade
16	Tuesday	7:00 PM	Casting Games: 1/4, TF, 5 wt. Combo, TFD, SHD
18	Thursday	7:00 PM	Activity Night at the Pond: Casting
23	Tuesday	7:00 PM	Casting Games: 3/8, 5/8, DF, BB
25	Thursday	7:00 PM	Monthly Meeting: Tips & Techniques hosted by Joe Libeu
30	Tuesday	7:00 PM	Casting Games: 1/4, Open, TF, BB, WF

## July

2	Thursday	7:00 PM	Activity Night at the Pond: Casting
6	Monday	7:00 PM	Board of Directors Meeting
7	Tuesday	7:00 PM	Casting Games: 1/4, 3/8, TF, TFD, SHD, 1/4D
8	Wednesday	9:00 AM	Conservation Team at San Gabriel
		7:00 PM	Pre-Trip Meeting: Brookie Bash
9	Thursday	7:00 PM	Activity Night at the Pond: Casting
14	Tuesday	7:00 PM	Casting Games: 5/8, DF, BB, WF
16	Thursday	7:00 PM	Activity Night at the Pond: Casting
17-19	Weekend		Club Trip: Brookie Bash XII
21	Tuesday	7:00 PM	Casting Games: 3/8, Open, DF, 5 wt Combo
23	Thursday	7:00 PM	Activity Night at the Pond: Casting
28	Tuesday	7:00 PM	Casting Games: 1/4, 3/8, TF, TFD, SHD, 1/4D
29	Wednesday	7:00 PM	Pre-Trip Meeting: San Diego Bay Trip
30	Thursday	7:00 PM	Monthly Meeting: to be announced

## August

2	Sunday	7:30 AM	Pond Cleaning
3	Monday	10:00 AM	PHW Casting Class
		7:00 PM	Board of Directors Meeting
4	Tuesday	7:00 PM	Casting Games: 5/8, DF, BB
6	Thursday	7:00 PM	Activity Night at the Pond: Casting
7-9	Weekend		Club Trip: San Diego Bay Trip
11	Tuesday	7:00 PM	Casting Games: Open, TF, BB, 5 wt Combo, 1/4D
12	Wednesday	9:00 AM	Conservation Team at San Gabriel
13	Thursday	7:00 PM	Activity Night at the Pond: Casting
18	Tuesday	7:00 PM	Casting Games: 1/4, 3/8, TF, BB, WF
20	Thursday	7:00 PM	Activity Night at the Pond: Casting
25	Tuesday	7:00 PM	Casting Games: 5/8, DF, 5 wt Combo, SHD
27	Thursday	7:00 PM	Monthly Meeting: to be announced
30	Sunday	8:00 AM	Breakfast
		9:00 AM	Director's Handicap: 1/4, 3/8, TF, BB, TFD





	<b>CATALOG:</b> This Edition of the catalog has over 32,000 fly fishing items listed – your one source for fly fishing travel, tackle equipment, tying tools and the largest selection of tying materials available.	<p>Located in the Disneyland Area</p>
<p><b>Don't Miss our Educational Fly Fair,</b> Held on the week end before Thanksgiving. Come see the best fly fishing has to offer!</p>		
<p><a href="http://www.bobmarriotts.com">www.bobmarriotts.com</a> <a href="mailto:bmfsinfo@bobmarriotts.com">bmfsinfo@bobmarriotts.com</a> 2700 West Orangethorpe Ave. Fullerton, CA 92833</p>	<p>Store..(714) 525-1827 Fax.....(714) 525-5783 Travel..(714) 578-1880</p>	



**SIERRA PACIFIC**  
FISHING ADVENTURES

**YOUR FLY FISHING DESTINATION  
& RESORT OUTFITTER**

FLY FISHING EXCURSIONS • CLASSES  
PRIVATE INSTRUCTIONS

**(310) 749-6771**

3901 Brayton Ave., • Long Beach, CA 90807 • [www.spfadventures.com](http://www.spfadventures.com)

**HUBER'S SHACKLE HAVEN**

fly-fishing

fly-tying & fly-casting instructions	tackle-equipment-materials
18720 doty ave., torrance, ca. 90504	(310) 324-7748

