

## Highlights

- ❖ Fly of the Month: WN2
- ❖ Club Trips for 2008 and 2009
- ❖ Calendar

## Inside

- Page 3: Come Hear a Guy with a Great Line...
- Page 4: A Day on the Kern
- Page 9: Stillwater Fishing Techniques

# Target Talk

Newsletter of the Long Beach Casting Club, Established 1925

December 2008

[www.longbeachcastingclub.org](http://www.longbeachcastingclub.org)

(562) 433-9408

## Leader's Line ...

# Thanksgiving for Value Received

RICK HILLES PRESIDENT

By the time you get this edition of Target Talk I expect we will be coming right up on the Thanksgiving Holiday, so on behalf of the board I'd like to wish all of you a happy Thanksgiving.

I know that there is lots of bad economic news out there, yet as a club we have much to be thankful for this year and the rebuilding of our clubhouse is at the top of my list. Moreover, we would not have accomplished that task without the help and support of our friends and all of you, our members.

In light of the need to get the most value for every dollar, you I think you will agree that a membership in LBCC which costs forty five-dollars a year (about one tenth the cost of one day of guided fishing), represents a colossal bargain. As one of my less exciting jobs as your President, I recently had to do an analysis for our insurance company of how many 'activity day events' we sponsor each year. If you attended every organized club event throughout the year, how many days would you spend 'at the club'? That would mean: you attend every monthly meeting, every board meeting, each Club fishing trip, the Beginner's Casting Clinic, the Intermediate Casting Clinic, casting instructors class; each rod building and each fly tying class, the On the River Clinic, every Project Healing Waters activity, each casting competition, the Southwestern Tournament, both club dinners, all the pond and clubhouse cleanings and each conservation day at the San Gabriel River. How many days a year could you participate in

organized activities offered by the club? Don't tell your non-fishing spouse; the total is one hundred fifty-six. And that doesn't count those additional days you come to the club to just practice your casting, tie some flies, smoke cigars on the porch and hang out with friends. Where else can you get such value? Oh, and by the way, did I mention that you also get a clubhouse and a casting pond?

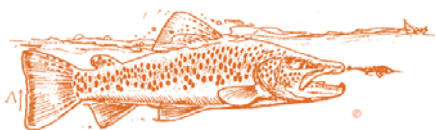
As usual, the past month had lots of activities. The Kern River trip sponsored by Bettye Swart and Ariel Levin had many members making the trek to the Kern River Valley where people had good fishing and fun. Fly tying classes are now launched and in full swing with about forty fly tiers under the guidance of Mark Tsunawaki and his team. Sunday breakfast and casts have become part of the routine. Last Sunday turned out to be a blustery morning—bad for casting scores but

*Leader's Line continues on page 2*

**Leader's Line** *continued from page 1*

somehow it didn't really matter that much. I just enjoyed the camaraderie at breakfast and challenge of struggling against the wind which we all accepted with good humor. Club clean-up day produced a good group of volunteers who made short work of cleaning the pond and sprucing up the clubhouse. At our monthly meeting we heard from member Paul Burgner and his friends about their hobby, collecting and trading fishing memorabilia. I find our monthly meetings under the direction of First VP Mick Woodbury to have lots of interest and a surprising amount of participation from members who tell their fishing stories, share their opinions and ask lots of questions.

As we look ahead to the next month, the advent of Thanksgiving means the holiday season is upon us. Mick has plans underway for our annual celebration dinner, the Venison Stag which most of us know isn't venison but beef and isn't stag but guests—but we can't really call it the "beef with guests" dinner. In fact, Mick is threatening to have something venison—as a way to justify the name. I hope you will plan to buy a ticket and be there for the good food and the fun. And yes, that's a great bargain too.



## Dennis Breer, 1950–2009

### JEFF SADLER, PAST PRESIDENT

**D**ennis Breer, owner of Trout Creek Flies in Dutch John, Utah, died accidentally on November 4, 2008. Denny, 59, was a premier guide, author, fly tier and shop owner and many Long Beach Casting Club members have floated the Green River with him and his guides. Dennis is survived by his wife, Grace.

We will miss his smiling face on the river.



## OFFICERS

### PRESIDENT

RICK HILLES  
(949) 854-1076

### 1<sup>ST</sup> VICE PRESIDENT

MICK WOODBURY  
(714) 840-5649

### 2<sup>ND</sup> VICE PRESIDENT

BETTYE SWART  
(949) 462-9553

### RECORDING SECRETARY

FRANK KROPACEK  
(562) 434-2976

### CORRESPONDING SECRETARY

BOB MIDDO  
(310) 798-2009

### CAPTAIN

MARK LIPE  
(562) 494-1169

### TREASURER

RICH GARRETT  
(562) 422-9696

### MEMBERSHIP SECRETARY

MARK FLO  
(562) 420-8121

### SENIOR DIRECTOR

CAROLE KATZ  
(714) 731-6044

### JUNIOR DIRECTOR

JOHN VAN DERHOOF  
(562) 424-7313

### TARGET TALK EDITOR

JOHN VAN DERHOOF  
(562) 424-7313

# Come Hear a Guy with a Great Line...

MICK WOODBURY, 1<sup>ST</sup> VICE PRESIDENT

*Our 2009 Program Schedule is being shuffled so that our own Past President John Van Derhoof will be speaking, most appropriately, at the March meeting as part of the Past President's Meeting. Moving into John's former January slot is Chris Koda, a veteran fishing expert and Pro Rep from Maxima.*

Chris Koda has been on Maxima's Pro Staff for 5 years and brings some 50 years of fishing experience, six of which are fly fishing. He's fished both ocean and fresh water and in more states than I could keep up with as we talked on the phone. But they include lots of western and southern waters.

He fishes bass tournaments, quite successfully according to Google, and has lots and lots of interesting stories.

He also knows a lot about fishing line and is prepared to share some of the thinking that goes into the formulations, techniques and colors of various fishing lines. Maxima doesn't make fly lines but they sure do make great leader and tippet materials, including fluorocarbon, and I wouldn't be surprised if Chris manages to find some extra spools for the club.

The date is Thursday, January 29, 2009 starting at 7:00 PM. Chris will give a good kickoff to the 2009 speakers program.



## A Holiday Reminder... Think Venison Stag

MICK WOODBURY, 1<sup>ST</sup> VICE PRESIDENT

As a friendly reminder for everyone, there is no regular monthly meeting in December. However, if you want a special treat to kick off the holidays, be sure to sign up (quickly) for The Venison Stag. No meeting, no speaker, no 25¢ gotchas, just a terrific dinner and a good time with friends.

The Venison Stag Holiday Party will be Saturday, December 6, beginning at 6:00 PM with dinner served at 7:00 PM. Those without reservations will only be accommodated if there is room and will cost \$25.00 in lieu of the normal \$18.00. So please send or call in a reservation as soon as possible to Mick Woodbury (714-840-5649).

And just to be sure everyone knows, the only spirits allowed are non-liquid.

Happy Holidays to everyone!

# A Day on the Kern

MARK ALLEN, MEMBER

## Okay, here's the story...

SATURDAY, 6:30 AM

When Larry Berg and I got to the river, the spot we wanted to fish already had a couple of fly fishers in the best locations. Larry went downstream of them and I knew of another run up river so, off I went.

This next spot was occupied by a lone bait fisher on the other side of the river. The river comes in hard and fast up against the far bank with the soft seam on my side with a jumble of rocks making it tricky wading. It's perfect for drifting a nymph through. I rig up a tandem nymph setup, using a tan Beadhead Birds Nest #14 with a Robo Pheasant Tail #16 dropper, and a BB split shot. I adjusted my indicator for the depth and I wade out to fish the head of the run. I make my first cast and my indicator drifts about 8 feet and goes down hard. My first thought is I'm snagged on the bottom, but I set the hook anyway. Wham, the bottom starts move—now that's a good sign.


The fish bulls its way upstream and stays deep. I sense it is a good fish by the way it is pulling HARD. From the bend of my Winston rod I know a good fish is on and with a lot of luck and a bit of skill, I might just land it! I keep the pressure on and hope my knots won't fail me. As long as the fish keeps moving up into the current I just might have a chance to land it. If it heads over to the fast current on the other side of the river I'd be

in trouble because of the rocks blocking the way downstream. The fish heads downstream and rolls on the surface. This is the first time I get to see it, and it *is* big.


I wonder how far it might go and if I should give chase. I decide against going after it—I'll just end up in the drink and it's much too early for a swim. I put as much pressure as I dare and hope the 4x tippet holds. The fish rolls on the surface a few more times and every time it does I think it will come off. Sometimes you get lucky and the line stays tight. By now there's a crowd gathering from a big campground across the river watching me. I better not lose this fish now.

I get the fish close to the net several times but it's not ready just yet and runs back out in to the fast current. This seesaw battle went on for a while. I also wonder how I'm going to get it into the net. This fish is way too large for my net. Finally, after what seemed like forever I finally get the fish close enough to net it—sort of. Only its head and about half its body fit with the rest is sticking out of the net. I'm stoked; this is one big fish. I unhook the fish and measure it out. My net with the handle is 22 inches long and this fish is 2 inches longer than that. Wow, 24 inches is a nice fish. The fish's girth is as wide as my net which is 7 inches across. I put the fish gently back into the water, face her upstream and wait until it is ready to swim off on its own.

I think about what just happened and say to myself, I could stop fishing right now. Then I say are you crazy get your flies back in the water and catch some more fish. So back to fishing I go, and I catch more fish in that spot. But none will compare to that first fish on the first cast of the day.







**10:30 AM**

After taking a break and eating breakfast burritos at Carlos' El Jacalito Restaurant. We head upstream. Most of the pullouts have cars parked in them so we keep on driving upstream. I notice a spot on the river that looks good. Problem is there is no safe place to park. I move on up the road and park about a half mile up. We grab our gear and head for the spot. Now things start to get interesting. The river is about a 100 feet down and it is rock walls straight down. Okay, what now. We hike around for a while looking for a way down, and find a faint trail heading down a small side canyon toward the river. We finally get to the water and realize that we now need to find a way to cross the river. The side we are on is not fishable because the river is ripping by. We find the only place to cross and start fishing. There is not any trash or other sign that any body has been around this spot, no footprints, nothing at all. The fishing is wide open on 7 to 12" wild trout. Larry even hooked and landed a double. Every spot that looked like it would hold fish did.

**2:00 PM**

We spent about 3 hours down there catching fish with nobody around. I guess if you look hard enough you can find fish and solitude even on a busy day on the Kern! I never carry a camera with me so you'll just have to imagine the pictures of fish we caught.

## Beginning Fly Tying Class 2008-2009

**MARK TSUNAWAKI, FLY TYING COMMITTEE**

**B**eginning Fly Tying classes started on Tuesday, October 28, 2008 with 31 students in attendance. Some are repeating from the mini class we had last year at the VA Hospital. We also have new students from the VA Hospital through the Project Healing Waters program. Everyone is excited to be back in the clubhouse with all the new visual aides and new furniture.

As in years past, all LBCC members are welcome to help instruct the new students but please remember that when instructing that you follow the fly tying manual for materials and techniques and especially be courteous to the class instructor as he or she is teaching the class and you are just an assistant. We want everyone to be on the same page and not get confused with personal alternative techniques and material options. We teach that class after the Beginning Class has been completed.

This year I have the pleasure to introduce two new instructors, Kathy Kim for the Adams and Jeri Vaillancourt for the Elk Hair Caddis. I know they will just add to the talents of the rest of the instructors and be able to teach the new students as we all have in the past.

We look forward to seeing all of you on Tuesday nights...

Fly Tying Committee: Frank Kropacek, Joe Tanyi, Mark Tsunawaki, and Mick Woodbury



# The Legendary Lower "O"

JEFF SADLER, PAST PRESIDENT

On January 10 and 11 the "A Team" (Danny Rivett, Yash Iseda, and Jeff Sadler) bring you the **LOWER OWENS EXTRAVAGANZA**.



*"The Lower O is the best stream...EVER",*  
ERNEST H.

- ❖ Secret spots will be revealed (Carole's, Jeff's, Bob's and if he doesn't show up, 3—count them three— Joe Libeu hot spots).
- ❖ Master nymph rig techniques (Yash)
- ❖ Soft hackle & streamers (Danny)
- ❖ Dry flies (Jeff)

This is a premier LBCC trip for fishers at all levels. On Saturday, the wily old pros will help out the rookies and the arcane revealed. Gustatory delights include Amigo's (Thursday), Japanese (Friday), and Pizza Factory (Saturday). **PLUS**, the homemade 6, yes six foot, sandwich on Saturday.

Bishop is  $\frac{3}{4}$  of a tank north in the beautiful Eastern Sierra and winter fishing there can be spectacular. The weather can vary from peeling off layers of clothing to horizontal sleet. The Owens flow is currently at a very fishable rate.

Come to the Pre-Trip Meeting for maps,



*"The fish are HUGE on the Lower O",*  
ZANE G.

information, etc. on Monday (no, not Wednesday), December 29 at 7:00 PM.



## Membership Requests

MARK FLO, MEMBERSHIP SECRETARY

Please welcome the following new members who joined us in the past months:

- ❖ Rick Long, Rancho Palos Verdes
- ❖ Arnie Lifset, Torrance
- ❖ Charles Shelby, Long Beach
- ❖ Scott Jones, San Juan Capistrano
- ❖ Chris Jones, San Juan Capistrano
- ❖ Chris Phillips, Dana Point
- ❖ Bert Smit, Lake Elsinore
- ❖ Michael May, San Diego
- ❖ Leslie Transport, Fullerton
- ❖ Thea Lincoln, Long Beach

Please welcome all our new members at the next club meeting. We wish you great success in all your fishing adventures. If you have any question just call me at 562-420-8121 or email [m.flo@gte.net](mailto:m.flo@gte.net).

# Kern Candy, 24" Trout and the Kern River Club Trip


BETTYE SWART, 2<sup>ND</sup> VICE PRESIDENT

All forty club members learned a lot about the Kern River on our October trip, thanks to Ariel Levin our Streamkeeper. Many of us were baptized in the large, fast-flowing stretches of water known as the Upper Kern. We had 21 miles of deep pools, and long bends as we chased the rainbow and browns up and down this magnificent river. Most of us had a great Friday on the river. Judging from the breakfast turn out at Cheryl's, this is a much needed addition for our club trips.

After breakfast it was off to the Kern River Fly Shop for the Kern Candy, Squirrel Tails and other area favorite flies. Some followed us up to the 17.5 miles mile marker while others tried their own favorite spots. As many of you know, the Kern is a challenging river, you have to work a lot this time of year to get to the pools, take a fish and then move on, probably over the next huge boulder. Another challenge is often you can't see the fish you are targeting. All those who braved the river caught fish on a glorious day.

I am not sure if we fish more or socialize more and that is why I love this club. Friday evening we took the upstairs at the Kern River Brewery for food and of course beverage. Club members kept coming up the stairs drawn to our laughter and shouts of pleasure. My best sighting was Judy Ross.

Not sure if you know but, last year Judy broke her ankle on the Kern



trip and walked out boulder over boulder. She did not know until two days later that she had broken it. Of course it hurt like hell, but you know our cocktails hours always ease the pain

Saturday we went as a group or picked partners to explore the Kern. Dinner was right next door to the fly shop at EL Jacalito Mexican Grill. The food was incredible and the attendance was thirty five plus happy club member. Each member gave a "Fishing Tale" from the trip and "Top Rod" winners were Mark Allen and Andy Stillitano, who now have a Kern River Fly box to put all those Kern Candy flies in. Please check out Mark Allen's fishing story in this Target Talk and hope it happens to you someday, but Mark next time carry your camera.

Anyway, thanks everyone for the fishing, fun and friendship of this trip, you made me smile a lot... Join us on the next trip, especially if all you are doing is reading about the trips.

*Here fishy, fishy...*



# Still Water Fishing Techniques

## MARK ALLEN, MEMBER

In preparation for the Laguna Niguel Lake Float Tube Trip on December 13, 2008, here are some tips and techniques that you can use.

### EQUIPMENT:

- ❖ Rod: 8–9 ft. 4–6 wt.
- ❖ Line, WF or DT Floating for nymphs, sinking for streamers
- ❖ Leader, 9' - 4x Mono or Fluoro
- ❖ Tippet, 4x or 5x Mono or Fluoro
- ❖ #4 Tin or lead weights,
- ❖ Strike Indicator, ½ inch Hal Jansen or other hard foam
- ❖ Float tube, waders, fins, anchor with 20' of line
- ❖ Net, sunglasses, sunscreen, hat, heavy shirt or jacket
- ❖ Vest and all your other must have goodies

### FLIES:

Midges: BH Zebra  
Midges, BH Tiger  
Midges in sizes 14–18. Colors: Black, Olive, Green, Brown, Purple, Chartreuse and Red.

Streamers: Woolly Bugger, Bunny Leach, Matuka, in sizes 6–12. Colors: Black, Olive, Purple

### FOOD:

Bring what you like to eat and drink. There is no food available at the Lake.

### BOAT RENTAL:

Boat rental is available at the lake. Reservations recommended. No fishing license required.

### WEB SITE:

<http://www.lagunaniguellake.com./index.html>

### STILL WATER NYMPHING SYSTEM DIAGRAM

Fly      XO      X      SI      Fly Line

{ 12", 5x } { 12-20", 4x } { 9', 4X leader }

X = Double Surgeons knot


O = # 4 split shot

SI = Strike Indicator

Attach flies with a Double Surgeons Loop (fixed) or Duncan Loop (adjustable)

Rig your leader as described above. This setup has worked well on Laguna Niguel Lake for me. A lake expert, who was kind enough to show me, designed it.

Once you decide where to fish, set your anchor. This system works best if you are not moving around, and you won't anger some other fisherman by drifting over his or her line!




You need to accurately determine the depth of the area where you plan to fish. To do this, clamp your forceps onto your fly and slowly drop it to the bottom (make sure to tie

the fly to the leader before you do this). If you do not want to risk losing your forceps, you can make a sinker with an alligator clip and a ½ ounce weight.

Adjust your indicator to position your fly 12" off





the bottom of the lake. When you move to a different spot, you will likely have to readjust the strike indicator.

After casting your fly, keep the line fairly straight from the rod tip to the strike indicator. You can let the fly sit for a while (5 minutes). After some time, try a very SLOW retrieve and pause technique. Strip a couple of inches and pause for a minute or two. Repeat the process until your indicator is about 15' from your boat. Recast and do it again. Watch your indicator very carefully. The takes can be very subtle. Miss the twitch and the fish will drop the fly. If people around you are catching fish and you are not, adjust the fly up or down 4"-6" or change to a different color.

The fish planted in the Lake average 16" up to 24," with a few in the 5 to 10 lbs. range. They will eat midges most of the time, and fishing can be lots of fun. A good day could be 20 hookups! Fishing is best in the morning until about 11:00 AM to 12:00 PM. The action typically slows down until about 2:00 PM after which fishing can pick up again until dusk. Pinch your barbs down if you plan on releasing fish.

Some people like to drag streamers, and it can be effective. The problem is that most people are anchored in the best areas, and it is tough to kick around in a float tube watching where you are going and your rod at the same time.

Renting a boat is an easy, efficient way to fish the lake, offering a steady platform from which to cast. You also have the option of standing up and stretching your legs a bit.

## Long Beach Casting Club Trips 2008

BETTYE SWART, 2<sup>ND</sup> VICE PRESIDENT

What fun we are having on our 2008 club fishing trips. To date, ten trips are but wonderful memories. As you check the list below, twenty plus members of your club drove a short two hours to some of the best fishing in Southern California, the Kern River. Why not catch a trip or two before the 2008 fishing season is over?

- December 3 Pre-Trip Meeting—Laguna Niguel Lake/Float Tube at 7:00 PM
- December 13 Laguna Niguel Lake Float Tube Streamkeeper: Mark Allen and Bettye Swart

### TENTATIVE 2009 CLUB TRIPS

- December 29 Pre-Trip Meeting—Lower Owens Trip #1 at 7:00 PM
- January 10-11 Lower Owens Extravaganza Streamkeepers: Yash Iseda and Dan Rivett
- January 28 Pre-Trip Meeting—Lower Owens Trip #2 at 7:00 PM
- February 7-8 Lower Owens Trip #2 Streamkeeper: Mark Flo and Bettye Swart
- March 11<sup>th</sup> Pre-Trip Meeting Newport Bay Bass Tourney at 7:00 PM
- March 22 Newport Bay Bass Tourney

If you have any questions, contact Bettye Swart (949-462-9553) or the listed Streamkeeper (phone numbers are listed in your club roster).

*Here fishy, fishy.....*



# ALASKA '09

Y o u ' r e I n v i t e d

\$870

## LOWER PRICES!!!

**Week One:** August 7-14th

**Week Two:** August 14-21st

Basic Package Cost: Food, Lodging and  
Share of the car rental for a week.

Jerry has lowered the cost of the trip, which should be great fun for all of us. The cost is for a week of food and lodging at the Bunkhouse will be \$110 per day, or \$770 for a week. Since the trip is "self guided", the cost of the week will depend on what you decide to do.



The cost of the cars is \$500 to \$600 per week for each car, and that averages out to about \$100 per person per week to have access to the two cars we rent. The rental cars will transport fly fishers to the streams and also be used on days when access to the straits is blown out. If we add the car cost of \$100 to the \$770, each persons cost for the week for food, lodging and the car is \$870. Jerry will collect for the trip at the end of the week, so all you need to pay until then is the \$200 deposit. Jerry does not accept Credit Cards, so bring your checkbook.

What will hold your spot is a deposit of \$200, made out to Coffman Cove Bunkhouse, and mailed to Mike Allen, and it has to be first come, first served.

### Design your Week: Extras

- Charter \$200/day
- Skiff \$45 each person
- Fishing kayak \$45
- Fly Fishing—covered

# A Tribute to Mel

**DENNIS GRANT,  
FFF CASTING BOARD OF GOVERNORS**

Today I lost a friend. Time moves too quickly and before we know it our journey through life takes a quick turn. My friend, mentor, and casting 'brother' Mel Krieger lost his battle for life. I only knew Mel for 13 years and mostly as a fly caster, teacher and fisher. But I also knew Mel as a man who respected others, listened, analyzed and delivered. I also knew Mel as a dear friend. He was a casting teacher extraordinaire, beyond the definition of just an instructor. Mel loved teaching fly casting and he loved people. Mel was truly a fly casting instructor's, instructor!

I first met Mel on a DVD, he didn't know me but I idolized him. His clear instruction, his personal touch, his wit and his enthusiasm. If there was one thing that really drew me to Mel it was his enthusiasm, his Joe Smotkapoff, his Whuuump, his bag of good luck Talisman stones, his ability to humanize fly casting, so I, and many others, could understand it. On my first Federation of Fly Fishers conclave Mel, wearing his boots, shorts and his bucket style golf hat greeted me like a long lost friend and every since that day we have been 'brothers'.

Not long after our first meeting he invited me to teach with him and for me it was like winning the Academy Award. In subsequent classes Mel would do the instructor introduction, he, of course, needed no introduction, everyone knew Mel and he would outline the course and the ART of the cast. When introducing me he would say "and this \_\_\_\_ Canuck' (Canadian) needs to know WHY!" I loved to teach with Mel, he was the Master and I always the apprentice. After our class we would drink a beer, talk about life. We would argue a bit, he always won, then sometimes we would go for a walk, eat an ice cream cone or hit some golf balls at a the range. In the past few years Mel would talk a bit about himself, but it was a rare



experience indeed. He would lean in and look me straight in the eye and speak in a soft but distinct tone, I listened and knew not to repeat.

Mel often talked on the phone regarding different aspects of the FFF Instructor programs and after one such discussion he and I made the original proposal to add Spey to the FFF certification program. Mel was always thinking ahead of the pack.

I, along with many others, lost a friend, the fly fishing community lost a great mind and communicator, the world lost a true fly fishing icon. In retrospect we all gained because Mel lived, having shared himself and his knowledge, which will live on.

I truly wanted Mel and his wonderful wife Fanny to visit Nova Scotia and invited them often, he promised to come, but it never happened. In a way he's here now and I will take him fishing with me every day. Tight lines Mel!

*(Many of us here at the Long Beach Casting Club counted Mel Krieger as a friend and mentor. We learned a lot from this energetic and dynamic individual and are saddened at his passing. It is now our job to pass along the knowledge that he so generously gave to us — his passion for fly fishing and casting becoming our own. Our condolences go out to Fanny and the family — ed.)*



# Fly of the Month: WN2

JOE LIBEU, PAST PRESIDENT

For the past several years I have been fishing the Bighorn River in Fort Smith, Montana. During this time I was introduced to a popular and effective fly called the WONDER NYMPH and have adapted it into what a pattern I call the WN2. It is constructed the same way as the WONDER NYMPH except that the hackle is now tied in on the underside of the hook instead of the top.

I have been tying and using the WN2 for about several years now and have found it to be very effective. I believe this is due, in part, to the action of the material used to simulate the legs and gills. I use soft material found at the base of any hackle and tie it in on the underside the abdomen. This method of hacking can be adapted to just about any nymph and has proven to be very effective. In fact, I now tie most of my nymphs in this manner and I hope you will give it a try.

Tight lines,

*Joe Libeu*


## Materials for tying the WN2:

Hook:	Standard nymph in a size to match the natural
Thread:	Black or color to match the natural
Wire:	Brass or whatever you want to use
Tail:	Pheasant Tail tips
Body Dubbing:	Brown or color to match the natural
Wing Case:	Pheasant Tail
Abdomen:	Brown or color to match the natural
Thorax Dubbing:	Soft brown portion of the hackle located at the base of the hackle



### Instructions for tying the WN2:

1. Wrap thread to the bend of the hook and build up four or five wraps on top of each other to insure that the tail will not angle downward when securing. Tie in five to eight fibers of Pheasant Tail and clip off at an angle. Tie in the brass wire.
2. Dub a tight body forward and tie off. The body should be small at the tail and increase in size as you dub forward. Wrap the brass wire forward in opposite direction of the dubbing and tie off. Select the wing case from the Pheasant Tail and tie in with the tips facing towards the bend of the hook and the top side of the feather up so that the dark side will show as you pull the wing case forward to tie off. If you find that the wing case separates as you pull it forward, you may want to tie in a small amount of dubbing to give it a larger base to form on. Prepare and tie in the soft portion of the hackle.
3. In the preparing of the soft portion of the hackle, I have found that if you trim off the barbules with your scissors it gives you a more secure base in which to tie in the thread.
4. In the tying in of the soft portion of the hackle make sure that the direction of the soft portion of the hackle when pulled forward is flowing aft.
5. Dub the thorax in brown or color to match the natural.
6. Pull the wing case forward and tie off and then do the same to the soft portion of the hackle. Whip finish the fly.



## SIERRA PACIFIC FISHING ADVENTURES

### YOUR FLY FISHING DESTINATION & RESORT OUTFITTER

FLY FISHING EXCURSIONS • CLASSES • PRIVATE INSTRUCTION

### On the Stream Fly Fishing Clinic, Lower Owens River

The Lower Owens River, just outside of Bishop, CA offers world-class fly fishing for wild trout during the winter and spring! Join us for a 2-day educational experience to improve your success in nymph, dry fly, steamer and wet fly fishing. You will be introduced to entomology, stream structure, casting applications, short and long line presentation, reading the water, fly selection and basic knots. **NEW** this year will be a clinic dedicated to ladies only conducted by Kathy Kim and Joe Libeu. In addition, Advanced Nymphing Clinic will be offered in November. Joe Libeu, your instructor, is a certified Federation of Fly Fishers "Master" Instructor and Guide and brings with him years of experience on his home water.



2008: November 1-2 and 8-9 (Advanced Nymphing class)  
December 6-7 and 13-14

2009: January 10-11 and 17-18  
February 1/31-2/1 and 7-8  
March 6-8 (Women's Clinic) and 14-15

Classes are limited to 6 students only, so reserve your spot early! For reservation, tuition and other information call Joe Libeu at 310-749-6771 (jlsfpa@ix.netcom.com) or Kathy Kim at 714-290-6930 (kksfpa@yahoo.com)



# Calendar of Events

## December

1	Monday	7:00 PM	Board of Directors Meeting
2	Tuesday	7:00 PM	Fly Tying
3	Wednesday	6:30 PM	Pre-Trip Meeting: Lake Laguna Niguel hosted by Bettye Swart
4	Thursday	7:00 PM	Activity Night at the Pond: Casting
6	Saturday	6:00 PM	Venison Stag
7	Sunday	7:30 AM	Breakfast
		9:00 AM	Casting Game
9	Tuesday	7:00 PM	Fly Tying
10	Wednesday	9:00 AM	Conservation Team at San Gabriel
11	Thursday	7:00 PM	Activity Night at the Pond: Casting
13	Saturday		Club Trip: Lake Laguna Niguel
14	Sunday	8:00 AM	Pond Cleaning
16	Tuesday	7:00 PM	Fly Tying
18	Thursday	7:00 PM	Activity Night at the Pond: Casting
21	Sunday	7:30 AM	Breakfast
		9:00 AM	Casting Games
23	Tuesday	7:00 PM	Fly Tying
25	Thursday	7:00 PM	Merry Christmas
29	Monday	7:00 PM	Pre-Trip Meeting: Lower Owens #1
30	Tuesday	7:00 PM	Fly Tying

## January 2009

1	Thursday	7:00 PM	Happy New Year
4	Sunday	7:30 AM	Breakfast
		9:00 AM	Casting Games
5	Monday	7:00 PM	Board of Directors Meeting
6	Tuesday	7:00 PM	Fly Tying
8	Thursday	7:00 PM	Activity Night: Casting
10-11	Weekend		Club Trip: Lower Owens #1
13	Tuesday	7:00 PM	Fly Tying
14	Wednesday	9:00 AM	Conservation Team at San Gabriel
15	Thursday	7:00 PM	Activity Night at the Pond: Casting
18	Sunday	7:30 AM	Breakfast
		9:00 AM	Casting Games
20	Tuesday	7:00 PM	Fly Tying
22	Thursday	7:00 PM	Activity Night at the Pond: Casting
25	Sunday	8:00 AM	Pond Cleaning
27	Tuesday	7:00 PM	Fly Tying
28	Wednesday	7:00 PM	Pre-Trip Meeting: Lower Owens #2
29	Thursday	7:00 PM	Club Meeting: Chris Koda

## February

2	Monday	7:00 PM	Board of Directors Meeting
3	Tuesday	7:00 PM	Fly Tying
5	Thursday	7:00 PM	Activity Night at the Pond: Casting
6-8	Weekend		Club Trip: Lower Owens #2
10	Tuesday	7:00 PM	Fly Tying
11	Wednesday	9:00 AM	Conservation Team at San Gabriel
12	Thursday	7:00 PM	Activity Night at the Pond: Casting
13	Friday	9:00 AM	Southwestern Tournament Practice
14-15	Weekend	9:00 AM	Southwestern Tournament (breakfast on Sunday starts at 8:00 AM)
17	Tuesday	7:00 PM	Fly Tying
19	Thursday	7:00 PM	Activity Night at the Pond: Casting
21-22		9:00 AM	The Fly Fishing Show, Pasadena
22	Sunday	7:30 AM	Breakfast
		9:00 AM	Casting Game
24	Tuesday	7:00 PM	Advanced Fly Tying
26	Thursday	7:00 PM	Monthly Meeting: to be determined



# Thanks Clean Up Crew!

MARK LIPE, CAPTAIN

On November 2<sup>nd</sup>, twenty club members dedicated themselves for a pond and clubhouse cleaning session. With an extra hour of sleep due to the loss of daylight savings time and the need to burn a few calories after Halloween, everyone seemed energized. This high energy was most likely due to the sense of pride folks have when they belong to a wonderful club as the Long Beach Casting Club.

Mother Nature assisted the pond cleaning crew with a steady rain that helped fill the pond and kept the workers cool. With a powerful steam of water coming from the fire hose, master squeegee pushers and talented leave rakers guided the debris down the drain. The casting pond was clean in 2½ hours.

In the clubhouse, others provided early springtime cleaning as they thoroughly cleaned the floors and furniture. Elbow grease was also applied in the bathrooms and kitchen as they too were given a good cleaning. Some of the workers adopted a casting/fishing trophy for a take home clean up project. Mr. Clean would have been proud.



I want to thank everyone who participated in the clean up session and recognize them for their efforts. Kudos to the following: Bill Boehlert, Marv Dworzak, Jim Fisher, Mark Flo, Jeff Gross, Patrick Heilman, Rick Hilles, Stan Hodlen, Yash Iseda, Burt Labowitz, Mark Lipe, Rick Long, John Lincoln, Thea Lincoln, Dennis Martinez, Gerry Marotta, Rod Pabst, Keith Pomella, Dan Rivett, John Stine and Mark Tsunawaki. It is because of their dedication and sense of pride that our clubhouse and casting pond look so nice.

Our next pond and clubhouse cleaning session will be Sunday, December 14<sup>th</sup> at 8:00 AM. Hope you can make it. It is a wonderful opportunity to socialize, make new friends and give back to the Long Beach Casting Club. In the meantime, let's ALL make a sincere effort in keeping our clubhouse and casting pond clean. Thank you in advance for your assistance.



## VENISON STAG RESERVATION



Saturday, December 6, 2008



Social Hour: 6:00 PM



Dinner: 7:00 PM

Reservations are due by November 19, 2006

Name: \_\_\_\_\_

I will attend the Venison Stag on Saturday, December 1, 2007

I will bring \_\_\_\_\_ adults. Total number \_\_\_\_\_ @ 18.00 = \_\_\_\_\_ Total Enclosed:

I will bring \_\_\_\_\_ children. Total number \_\_\_\_\_ @ 6.00 = \_\_\_\_\_ = \_\_\_\_\_



Yes, I would like to help!

Please call me at this telephone number

( ) \_\_\_\_\_ - \_\_\_\_\_ . (cut out and return by 11-18-08)

MAKE CHECKS PAYABLE TO:  
Long Beach Casting Club  
AND MAIL TO THE ABOVE AT:  
P.O. Box 90035

Long Beach, California 90809-0035



	<b>CATALOG:</b> This Edition of the catalog has over 32,000 fly fishing items listed – your one source for fly fishing travel, tackle equipment, tying tools and the largest selection of tying materials available.	<p>Located in the Disneyland Area</p>
<p><b>Don't Miss our Educational Fly Fair,</b> Held on the week end before Thanksgiving. Come see the best fly fishing has to offer!</p>		
<p><a href="http://www.bobmarriotts.com">www.bobmarriotts.com</a> bmfsinfo@bobmarriotts.com 2700 West Orangethorpe Ave. Fullerton, CA 92833</p>	<p>Store..(714) 525-1827 Fax.....(714) 525-5783 Travel..(714) 578-1880</p>	



**SIERRA PACIFIC**  
FISHING ADVENTURES

**YOUR FLY FISHING DESTINATION  
& RESORT OUTFITTER**

FLY FISHING EXCURSIONS • CLASSES  
PRIVATE INSTRUCTIONS

**(310) 749-6771**

3901 Brayton Ave., • Long Beach, CA 90807 • [www.spfadventures.com](http://www.spfadventures.com)

**HUBER'S SHACKLE HAVEN**

fly-fishing

fly-tying & fly-casting instructions	tackle-equipment-materials
18720 doty ave., torrance, ca. 90504	(310) 324-7748

