

Highlights

- **Fly of the Month: CDC Griffith's Gnat**
- **Club Trips for 2008**
- **Calendar**

Inside

- Page 3:** "Hic Sunt Draconis" & Fly Fishing Myths
- Page 4:** Steelhead Fishing in a Picture Postcard
- Page 8:** Keying in on Success: Streamside Versatility

Target Talk

Newsletter of the Long Beach Casting Club, Established 1925

February 2008

www.longbeachcastingclub.org

(562) 433-9408

Leader's Line

It Takes a Lot to Keep a Good Club Down

RICK HILLES, PRESIDENT

I hope you all had a relaxing, happy holiday. The holidays are a busy time and if you are like me, you probably find it tough to maintain much focus on fishing. There are some folks in the club who set the right plans and priorities by having a dynamite fishing trip for steelhead on the Trinity River. Now that's something to think about for next year. I wonder how they did it?

Unfortunately I don't have much to report personally on the fishing front. I do feel the stirrings of some excitement as I look forward to some upcoming events like the Lower Owens in February, the San Juan in March and flats fishing in April. But much of my time last month was spent shuffling papers and talking on the phone with insurance adjustors, fire inspectors and the like. I've learned about formulas for calculating coinsurance penalties, replacement value assumptions, met outside adjustors, claims managers, and scheduled structural engineering assessments. Not fun stuff but at least for now the club seems to be on track with resolution of our insurance claims.

Our next priority is to develop an agreement with the city on what we propose to do to rebuild the clubhouse. The current situation is a lot like prospecting for trout. Just because you don't see activity on top, it doesn't mean that there isn't a lot going on below the surface.

A lot of folks have offered to help with financial

contributions. Your board has established a LBCC Rebuilding Fund but we have not yet solicited members for funds until we get a better idea of how big the gap is between our insurance payment vs. what we need to rebuild. We should have a decent estimate by the middle of February.

I'm sure you've heard the expression, "It does take a lot to keep a good person down." I think I can adapt it to LBCC. As you will see in other articles in this month's Target Talk, the club shows amazing resiliency in restarting its programs. Fly tying resumes after its brief suspension. Cheers to Mark Tsunawaki and his team! Our friends at the VA have generously offered their education center free of charge as a token of their appreciation for the work to date done by the Long Beach Project Healing Waters (LBPHW) group under the leadership of Carole Katz. Casting practice on the pond continues on Tuesdays and Thursdays under the lights. Pond Captain Mark Flo has repaired


Leader's Line continues on page 4

Leader's Line continued from page 1

targets, found hip waders and restarted the club's Sunday casting competitions. Our neighbors down the street at the Lawn Bowling Club have offered the use of their clubhouse as needed on Tuesday and Thursday evenings. It turns out that a couple of their members are also members of LBCC and one of them is the son of the president of the Lawn Bowling Club. We have already scheduled the use of their clubhouse for the annual Awards & Installation Dinner. With the availability of these additional venues, I expect we will see our activities resume their normal schedules. It takes a lot to keep a good club down, especially when we have help from our friends.

Details of events regarding the fire and the rebuilding process are posted on the website along with information about club activities and their locations.

Tight Lines for now and I will see you down at the club!



It's Show Time

PAUL BURGNER, MEMBER

Be sure to mark your calendars now and plan on attending The Fly Fishing Show, in Pasadena at the Pasadena Center. This is the show's sixth year and it will provide you with numerous programs designed to improve your fly fishing ability. It was a great show last year. The Fly Fishing Show hours are:

Saturday, March 1st from 9:00 AM to 5:30 PM

Sunday, March 2nd from 9:00 AM to 4:30 PM

Also, don't forget the Fred Hall Show which will be held on March 5th–9th at the Long Beach Convention Center. If you would like to volunteer to work any of these shows, please call Paul Burgner @ 562-634-1515.

OFFICERS

PRESIDENT

RICK HILLES
(949) 854-1076

1ST VICE PRESIDENT

JEFFREY SADLER
(310) 377-3868

2ND VICE PRESIDENT

TO BE DETERMINED

RECORDING SECRETARY

FRANK KROPACEK
(562) 434-2976

CORRESPONDING SECRETARY

BETTYE SWART
(949) 462-9553

CAPTAIN

MARK FLO
(562) 420-8121

TREASURER

RICH GARRETT
(562) 422-9696

MEMBERSHIP SECRETARY

MICK WOODBURY
(714) 840-5649

SENIOR DIRECTOR

JOHN VAN DERHOOF
(562) 424-7313

JUNIOR DIRECTOR

CAROLE KATZ
(714) 731-6044

TARGET TALK EDITOR

JOHN VAN DERHOOF
(562) 424-7313

"Hic Sunt Draconis" & Fly Fishing's Myths

JEFF SADLER, 1ST VICE PRESIDENT

Here is a list of the club's Monthly Meeting programs currently scheduled for this year.

February 29: Jeff Sadler **"HIC SUNT DRACONIS"**
When the ancient cartographers ran out of the known world they would mark the edges of their maps

"Hic Sunt Draconis", or "Here Be Dragons", or mythical beasts. This February meeting Jeff Sadler will speak



on the myths of fly fishing and attempt to supply some science to several questions about fluoro/mono, upright/parachute mayfly, double taper/weight forward and the haul as it bends (or doesn't) the rod. Bring your own myths or mysteries and we can discuss them or ways in which you can test for what may work best for you.

March 28: Meeting Hosted by the Past Presidents: **"JOHN TAVENNER ON THE SAN JUAN RIVER"**

April 4: LBCC Annual General Meeting

May 30: John Van Derhoof: **"MOST WONDERFUL PRESENTATION"**

June 27: To be determined, but hopefully a House Warming Party.

July 25: Joe Libeu **"TIPS AND TECHNIQUES"**

NOTE: Meeting nights are changed to the



last FRIDAY night at 7:00 PM unless informed otherwise.

NOTE: Meeting location changed to RECREATION PARK SOCIAL HALL unless informed otherwise. This is a park building directly (slightly west) across 7th Street from our clubhouse at the opposite corner of 7th and Federation. Brick front building with entrance facing 7th Street and parking on Federation.

On the River Clinic Report

JOE LIBEU, PAST PRESIDENT

On the weekend of December 12th through the 16th the ON THE RIVER CLINIC met at the Lower Owens and had 2 great days of sunshine and fall like conditions. It was cold in the morning and warmed up as the day wore on. We had 10 students and 10 instructors and it doesn't get any better than that. I would like to thank all the students and instructors that made to trip. The instructors are the difference in the outcome of the clinics. This was by far one of the best clinics we have had in years and I look forward to fishing with the students in the future.

The students attending were: Steve, Andy, Jim, Bob, John, Dennis, Tom, Dennis, Mike and Nick. The hard working instructors were Dan, June, Gary, Bob, Jeff, Rich, Ernie, David and Steve.

Thanks again for all your help and participation.

Steelhead Fishing in a Picture Postcard

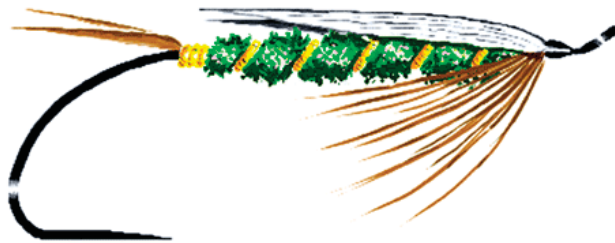
BOB GRAHAM, MEMBER

After Chris King's presentation to the club at the September meeting, the steelheaders were anxious and enthusiastic about the upcoming trips. In November, the club trip drew a dozen anglers. Over this New Year's, we were limited by the number of available guides. It was fortunate that we made the reservations last year.

The first day we all went over Buckhorn Summit to the Trinity River on a snowy frigid morning. The roads were icy and the fog hung low and obscured the treetops. The temperatures climbed from the high teens and unfortunately rose into the thirties. "Unfortunately" because the snow changed to rain. Nonetheless, if you were properly layered you could ignore the weather. We did experience iced up guides but a quick immersion into the warm 40-degree water solved that problem. Looking upstream on occasion, you could see an angler wading in the river amid wisps of steam or fog rising from the water. With snow on the ground and the trees, it was a beautiful sight.



Rich and Mary Lou Garrett brought their long time friends Hasty and Grace Arnold. Usually they spend the New Year's weekend together in Puerto Vallarta. Somehow Rich talked them into



steelhead fishing instead. Sadly, the ladies were not completely dressed for the weather and got chilled. Even worse, they weren't immediately successful at fishing. Their guides were aware of their plight and took them to the Lower Sacramento River. There they all caught a good number of trout and even a few steelhead. And it was much warmer.

Tom Camp joined us with Rod Wilmot, both from the Santa Clarita Club. Tom had fished with us on the November club trip and just couldn't get enough of these fast, heavy beautiful fish. This was Rod's first steelhead trip. He paid attention to the guide and his first steelhead landed on a fly turned out to be a thirty inch trophy! Tom built on his foundation from the November experience and caught several nice steelies.

That brings me to the fish slayer. I had the privilege of fishing with Gary Charles. He was simply a seine on the river. Aply guided by Chris King, we were able to take a fish or two from nearly every pool or run where we stopped. On a trip where even one steelhead caught makes for a successful trip, Gary was in double digits all three days. I would need Mark Flo's fish counter for an accurate number but just suffice it to say this was simply an epic trip for us. One of the hatchery fish I caught was tagged. The tag was quite worn and not all of the numbers were visible. It has been returned to the DFG and they will provide me with a little biography of the fish, its age and provenance. But this was a reward tag so they will also send me \$10!

And Chris took care of the creature comforts as well. He was experimenting with hot meals on the river in the winter. He brought a Coleman stove and a griddle. The first day we had grilled polish

sausage on a toasted bun with grilled onions and red peppers. We also had hot soup. The next two days we had cheeseburgers on a toasted bun with lettuce and tomatoes. That was definitely a treat. On the second day, we lunched with Rich and Mary Lou and another boat (from the Fly Shop). The other guides gave Chris a rough time about the hot lunches but Slim (Rich and Mary Lou's guide) was seen standing tall on his tips toes sniffing the aroma of the cooking cheeseburgers. While we had steam rising from our warm meals, the other anglers were eating cold store-bought sandwiches. The Fly Shop guide was feasting on a cold granola bar.

The last day Gary and I wanted an adventure so Chris took us further downstream to Junction City. There were mostly wild steelhead in that section. The numbers were fewer but the fish were harder fighting and somewhat larger. And we had the river to ourselves: we saw only one other boat all day. This was truly a picture post card. The trees in the foreground were all bright green firs. Just beyond were hills with snow-laden pines. But in the distance one could see the snow covered jagged peaks of the Trinity Alps. What a sight! I almost felt like yodeling!



So yes, it was cold and snowy with some rain mixed in. But the fishing was terrific and I think everyone caught as many as they could. I don't believe Puerto Vallarta will even be considered for next year. Steelheading is just too much fun!

Clubhouse Restoration

JEFF SADLER, FUND-RAISER

You've seen the pictures, you've read the articles, maybe you've seen our old house in its sad shape. You may wish to make a donation toward restoration and it will be welcome. We are still negotiating with our insurance company and still working on bids for the actual restoration work. Complicating the issue is the fact that many of our members are skilled craftsmen or contractors and guys like me who can supply basic labor.



Thus, we don't yet know how much money we will need to fill the gap. When we have a solid figure we will write to each member requesting donations and I have confidence in the generosity of our members and we will rebuild at least as good as, and maybe better, than before.

If you wish to be a part of the effort without being asked then make checks to the Long Beach Casting Club and include a note or comment that this is for clubhouse restoration. Send the donation to our P.O. Box care of Rich Garrett.

We are a 501c3 organization and as such contributions are tax deductible with the advice of your tax expert.

We will all have to donate time, or energy, or money, or all three before the clubhouse is back to where it needs to be.

Thank you for your continued support.

Awards & Installation Banquet Reservations

ALAN ROSS, MEMBER


Make your reservation early to attend the club's Annual Award & Installation Banquet. We are holding the dinner at the Long Beach Lawn Bowling Club, 1109 Federation Drive, just north of the LBCC at 6:30 PM, Saturday, April 19th. Space is limited, so sign up now.

The price is right. Just \$3 per person, but there's a catch. Although the main entree will be provided, it's pot luck, and you will need to bring an appetizer, hors d'oeuvre, salad, or dessert. If you have questions, please call Judy or Al Ross, 310-379-2015, alanross@earthlink.net. All money collected over the costs will go the building fund.

Casting awards will be given, as will special club awards, and the new Board of Directors will be installed. This will be a great chance to meet your new officers, talk with friends about all that has happened since the fire at the club, and find out how the rebuilding is going.

The deadline for receipt of the RSVP form on the last page of this newsletter is April 10. If you aren't expecting an award and you need one to get you to attend, let us know what award you think you deserve, and we will announce it for you.

Come join in the fun and send in your money now.



Notes from the Pond for February

MARK FLO, CAPTAIN

We have begun casting on a limited basis because we still need to get some equipment either repaired or replaced (rod lines, distance tapes and floats). But we have repaired and cleaned the targets well enough to cast accuracy games.

Thanks to all who helped with the December pond cleaning and target repair. The schedule of casts is as follows:

- ❖ February 3rd games will be 3/8 oz Plug, Dry Fly, Bass Bug. (WTCA)
- ❖ February 10th games will be 5/8 oz Plug, Trout Fly, Wet Fly. (WTCA)
- ❖ February 24th games will be ACA Winter Registered 1/4 oz, 3/8 oz and 5/8 oz Plug, Trout Fly, Dry Fly, Bass Bug.
- ❖ March 9th The Director's Handicap, will be our last Sunday cast until the fall. Games will include 3/8 plug, Trout Fly, Dry Fly, Wet Fly and Bass Bug.

I hope to see you out there.

2007–2008 Beginning Fly Tying Class Continues...

MARK TSUNAWAKI, PAST PRESIDENT

Great News! The Long Beach Casting Club's Beginning Fly Tying classes will restart on January 22, 2008, 7:00 PM, in the Patient Education Building (#8 on the VA Visitor Guide Map) at the Long Beach Veteran's Hospital. Rex Jennings, Chief of Voluntary Services, has graciously offered a classroom at no charge, at the VA Hospital to continue our classes while our clubhouse is being restored.

This class will not be our standard Fly Tying class due to the time left in this year. After the clubhouse is restored you are welcome to take the class next year to brush up and learn all the flies normally taught.

Here is the class schedule:

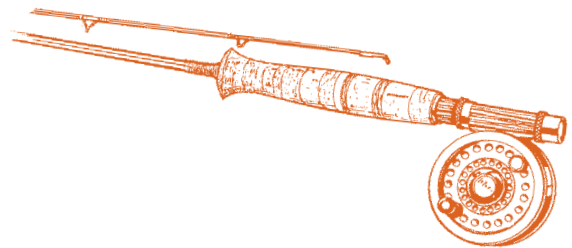
January 22	Our first class will be a review and to tie the Soft Hackle
January 29	Scud
February 5	Gold Ribbed Hare's Ear
February 12	Pheasant Tail
February 19	Woolly Bugger
February 24	Elk Hair Caddis
March 4	Adams and Parachute Adams
March 11	Humpy
March 18	Royal Wulff
March 25	Review, show alternative techniques, and demonstrate other flies not taught in class.

Classes will be held at starting at 7:00 PM to 8:30/9:00 PM. The class will be held at:

VA Long Beach Healthcare System
5901 E. 7th Street, Bldg. 8
Long Beach, CA 90822

Enter from the 7th Street (Main Entrance), turn right to park in Lot E or Lot G (after 6:00 PM parking is open to all with the exception of the Handicap Parking). Look for Long Beach Casting Club signs to Building #8.

Please check the Long Beach Casting Club's website www.longbeachcastingclub.org for additional information or call Mark Tsunawaki (714) 892-2694.



Lower Owens Trip #2

MARK FLO, CAPTAIN

From February 15th–17th the Club Trip will be the second of the year to the Lower Owens River.

On the morning of Saturday the 16th, we will meet at the bridge in the campground and assemble for our day of fishing. We will try to pair up new members with old hands on the river. Lies will be told of fish caught in past years, and who looks better in waders.

Food: Most people meet at Jack's on Main Street for breakfast and The Pizza Factory for dinner on Saturday night.


The Pre-Trip meeting will be on Friday, February 8th at 7:00 PM. Please check our website for updates and meeting changes: www.longbeachcastingclub.org

Keying in on Success: Streamside Versatility


DEAN RICKERD, PAST PRESIDENT

Dean Rickerd is one of those anglers who typically catches more fish than most, including me. One of the secrets of his success is his ability to switch methods very rapidly. This summer Al Hobson and I persuaded him to reveal how he rigged up to facilitate these rapid changes. Having learned the method, I suggested to him that it might be worth writing it up for the club. The following is Dean's method as told verbally to me. - Trevor Walker

For rapid changes, I use a #6 rod around 9 feet long with a #6 orange floating line for most of my stream fishing. The #6 outfit is a compromise that allows both small dry flies and large streamers or woolly buggers to be cast. A 12-inch section of stiff 0.019 inch is attached to the line by means of a nail or needle knot. This is termed the link (Note: a thicker section is used for tournament casting but for fishing it is important for the knots to run smoothly through the guides). The 12 inch section terminates in a small perfection loop (according to Orvis, the perfection and double surgeon loops are of equal strength but I prefer the perfection loop because it is less bulky and runs smoothly through the guides when reeling in a fish).



Both the nail/needle knot and perfection knot are coated with a bead of 5-minute epoxy and the link is rotated backward and forward using the thumb and forefinger until the epoxy is set. This produces a symmetric bead that runs smoothly through the guides. For dry fly fishing a knotless leader tapering to 4x, 5x or 6x (size depends on where you are



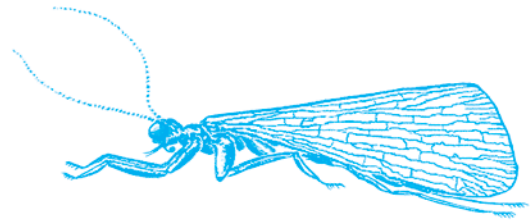
fishing) is attached to the link using a loop to loop connection. (Note for hoppers and salmon flies a stouter tippet would be required.) The brand of leader is not too critical but choose a leader with a butt not exceeding 0.019 inches. A stouter butt will lead to hinging of the link which in turn leads to poor leader turn-over.

Most knotless leaders come with pre-tied loops. However, the loop knot needs coating with epoxy to ensure that it runs smoothly through the guides. As the leader's tippet shortens with use, add a new tippet by means of a double surgeon knot or a blood knot. For deep nymph fishing I use a leader tapered to 3x and a fairly large dry fly which serves as an indicator. A lighter tippet is attached to the eye of the dry fly and a conventional nymph is tied to the tippet. A shot is added about 16 inches above the nymph. Ideally, the tippet should be as light as possible to aid rapid sinking but stout enough to hold any fish hooked. Thus, tippet diameter depends on conditions. For deep water the dry fly is omitted and the orange fly line serves as an indicator.

To fish a soft hackle wet fly I use a standard dry fly leader with a suitable small dry fly attached. About 4ft of extra tippet is then tied to the eye of the dry fly and an un-weighted wet fly is tied on the end of the tippet. This rig is cast upstream and fished drag free, then across the stream and allowed to swing until it hangs directly down stream. A slow twitched retrieve often produced strikes to either or both flies. If egg-laying caddis are on the water the rod can be lifted and lowered and this causes the dry fly to dance up and down like an egg-laying caddis. The dry fly can be made to dance because the wet fly acts as an anchor. Fish are caught on both the dry fly and the wet fly. Sometimes double hookups occur.

To fish woolly buggers, streamers etc. the tapered leader is removed and 5 to 6 feet of level 3x, 2x or 1x tippet connected to the link via a loop to loop connection. The length of the level tippet depends on water depth and for deep rivers more than 6 feet would be required. Enough weight is placed about 16 inches above the wooly bugger etc. to get the lure down quickly. The lure can be cast upstream much like a conventional nymph. It can also be cast across stream, allowed to swing and then be retrieved like a streamer. The fly is un-weighted which will produce a more realistic fly action.

On a typical day in the Yellowstone area I will use one method for 30-45 minutes and than change if the method is not productive. Consequently, over a 3-hour period all four methods may be used. An exception to the 45 minute rule occurs during a salmon fly hatch. I will fish a dry salmon fly over a known good lie and if no action, immediately switch to a wooly bugger.



Maggie Merriman Entomology Workshop

JOHN VAN DERHOOF, EDITOR

On Saturday, March 29, 2008 join Maggie Merriman at the Long Beach Veterans Administration Hospital Campus for her 10th Annual BASIC ENTOMOLOGY WORKSHOP FOR FLY FISHERS.

You will learn how to "Match the Hatch" and how to select the correct fly for a given situation. Maggie stresses the use of common English names and not the biological "Latin" names many associate with entomology, so you can leave your *Acronuria californicas* at home.

The class will begin around 9:00 AM and run until 12:30 to 1:00 PM. The cost for the workshop is \$45.00 and includes samples of insects, corresponding flies and an extensive handout. Bring a snack, note pad and some fly boxes to look at and compare the insects.

You must Pre-Register for the workshop by mailing the fee to: Maggie Merriman, 19791 Coastline Lane, Huntington Beach, CA 92648

Or you can call her with any questions you may have at 714-969-5829. You will receive an exact map of the location upon registering.

Membership Notice

**MICK WOODBURY,
MEMBERSHIP CHAIRMAN**

It's that time of year again. Membership renewal is upon us. This is a heads up that:

- 1 Your dues notice will be sent out as soon as I can make it happen,
- 2 That there is no increase in dues, even though the fire is certain to be a big hit on our bank account, and,
- 3 We're going electronic with Target Talk.


TARGET TALK GOES PAPERLESS

In an effort to save several thousand dollars in postage costs, we're going to catch up with other organizations by distributing the Target Talk via the website where you can read it, download it or print it—all or part—or forward it to others. To accommodate members at all levels of computer wizardry, here are some options:

- ❖ If you absolutely must get your Target Talk mailed to your home via snail mail, you can still do that but, at a cost of \$10.00 per year, payable with your dues.



- ❖ If you don't want to spend the \$10.00, you can



pick up a hard copy at no cost, where a limited number will be available.

- ❖ Or you can go to the website every month and read it there, at no cost.

So your dues statement this year will have an additional line item: \$10.00 for mailing the Target Talk, or not. Either way, you can still get your Target Talk.

Incidentally, there is nothing new about having Target Talk on the web site. It's been done and has been available on the club's website for several years now. It will take a few months to make this all happen and when the clubhouse is functional again the schedule will be as follows:

- ❖ Dues notices sent out in January.
- ❖ Renewals in to the club by March 15.
- ❖ On April 1st, oh well, we don't want to talk about that but, members can be dropped and must re-apply after April 1st.

When you renew, please send the response form back to ensure your data is correct. A huge help would be to send the response back even if you are not renewing for some strange reason so we can account for everyone.

By the time you read this you should have gotten your renewal form, filled it out, enclosed a check, sent it in, and gone fishing.


For any questions or corrections in your contact information, change of address, phone or email, you can contact me at 714-840-5649 or by email at: mick@rwmarketing.com

Memories


CAROLE KATZ, JUNIOR DIRECTOR

Often the most heart wrenching aspect of recovering from a fire is the loss of photos and other irreplaceable memorabilia. Many people have offered to help. Several have photos and other things that can help fill the void. It is really gratifying to realize the regard in which our club is held nationwide, and the number of lives we have touched.

Marilyn Whitson, widow of national distance champion and Past President T.C. Whitson, 1941–42, has offered to send a scrapbook of photographs and other memorabilia, which includes Whit's past president photograph. Whit was responsible for starting the Venison Stag tradition and negotiated the purchase of the classroom building of our clubhouse at the end of the war. Whit and Marilyn joined us for dinner and a club meeting in 2006 at the time of his 98th birthday. In February of this year, he and his wife vacationed in Hawaii. Just days before his passing in July 2007, he spent time with friends looking at fly fishing equipment. He lived a very full 99 years.



Laurie Gomez, daughter of Carroll Thorn, Jr., President 1948–49, and granddaughter of Carroll Thorn, Sr, President 1934–35, is also sending photographs and memorabilia. Both men were national All Accuracy Champions. Laurie's grandmother Geraldine was also a casting champion and member of LBWCC. Laurie is sending photos, newspaper articles and trophies, and perhaps her father's casting jacket that is covered



with patches from his many tournaments.

Janet Mullin, daughter of Fred & Esther Metzger, has sent historic photographs. Esther was a founding member of Long Beach Women's Casting Club and served as its first president in 1940. Fred was the club's president from 1944–45.

Lee Waters, son of Willie Waters, President 1959–60, is sending memorabilia. Willie started the Sunshine Committee and was a legendary presence in the club's history.

These things, in addition to the many photographs that did survive the fire, will go a long way toward reminding us and future members of the illustrious history of our club.

Nearly all the flies that had been on display in the clubhouse survived the fire, although they must be re-framed. A very sad loss was that of the extraordinary salmon flies of Buz Buszek Award winner John Van Derhoof—all were destroyed. With enough begging, pleading and cajoling, perhaps John can be persuaded to do another fly plate for us. Celebrated fly fishermen Bob Jacklin, Scott Sanchez, Dave Whitlock and Charles Jardine, all of whom have been speakers at club meetings, are sending flies and other items. Their flies, in addition to those that survived the fire, will be fine examples to our tiers and students for many years to come.

Fly of the Month: CDC Griffith's Gnat

JOHN VAN DERHOOF, EDITOR

It's winter and the club is making its annual pilgrimage to the Lower Owens—so what do you need to know when you're streamside and there is plenty of surface activity going on? A good place to start might be BWO's (Blue-Winged Olives) but if that's not the answer then in all likelihood, we're talking about midge activity and one of the best fly choices is the CDC Griffith's Gnat. Not just because it works great during a midge hatch but also because it is a great searching pattern and very effective regardless of what's really hatching.

The CDC Griffith's Gnat was first introduced to me by Joe Libeu. While talking to Joe one night about a recent club trip to the Eastern Sierra, he mentioned this very effective variation of George Griffith's venerable Griffith's Gnat.

This version uses CDC feathers for the hackle instead of the traditional grizzly hackle. CDC is an acronym for cul du cunard ("rump of the duck") which are the oil impregnated feathers that surround a duck's preening glands. These feathers float naturally, allow the fly to lie low in the water and have a great action like marabou. Be sure to never dress CDC feathers. They are naturally buoyant and washing them in detergents and dressing them with fly floatants only removes or inhibits their ability to float.

For those of you who are not familiar with this fly, it is an imitation of clumps of midges mating on the water's surface. These are often referred to as "midge balls" and midge balls are not static. While they do drift naturally with the current, they also move as a group and almost appear to "roll" across the surface.

The change from hackle to CDC gives the fly a more natural flotation and the added sense of the midges moving within the ball. In essence, simple yet very effective fly!

Materials for tying the CDC Griffith's Gnat:

- Hook: Dry fly style in sizes: #14, 16, 18, 20 and 22
- Body: Peacock herl
- Rib: Extra fine gold wire
- Hackle: CDC feather, medium gray (can also mix with grizzly hackle on size 18 and larger)
- Thread: Black 6/0 or 8/0



Instructions for tying the CDC Griffith's Gnat:

1. Attach the thread to the hook behind the headspace and wind back to the bend.
2. Tie in a full thick strand of peacock herl followed by the CDC feather and the gold wire. Be sure to tie in the CDC feather by the tip. Wind the peacock herl forward to the headspace and tie down.
3. Palmer the CDC feather with three to five turns (depending on the size of the fly) and tie off in front of the peacock herl.
4. Counter wrap (wind towards you) the gold wire over the stem of the CDC hackle but try not to wrap over too many of the fibers and tie off.
5. Wind a small neat head, whip finish, apply head cement and you're finished.

Yet Another Accolade for Joe

BOB GRAHAM, MEMBER

Joe Libeu is a past president of LBCC, is a Master Casting Instructor and serves on the FFF Casting Certification Board of Governors. At last summer's FFF Conclave, he was the first recipient of the Mel Krieger Casting Instructor of the Year award.

At the December dinner meeting of the Sierra Pacific Flyfishers, Joe was awarded that club's J. STANLEY LLOYD ORDER OF THE MAYFLY. Mike Peratis, outgoing president of the club, presented the trophy.

This is not an annual award. Indeed it is given rather rarely. Since 1972, only 17 people have received the honor.

SIERRA PACIFIC FISHING ADVENTURES


YOUR FLY FISHING DESTINATION & RESORT OUTFITTER

FLY FISHING EXCURSIONS • CLASSES • PRIVATE INSTRUCTION

Yellowstone in the Fall Do It Yourself

Join Sierra Pacific Fishing Adventures on September 16th to the 21st 2008 for 4 days of fishing in the West Yellowstone area: the Madison, Henry's Fork, the Firehole, Ashton Bridge or wherever's hottest and 5 nights of lodging. We will be staying at a Ranch with lodging in the main house plus a cabin. The trip is set up as a "Do It Yourself". We will fish on our own without the use of guides. This time of the year you will hear the bugling of Elk, the start of cooler days and nights and the area is less as crowded.

The trip includes transportation and lodging only, we will do our own cooking. There will be long days and short nights and a lot of getting to know each other around the dinner table.



The trip is limited to 13 people; the cost includes transportation and lodging. I will create and cook, with the help of everyone, a menu for each night. Cost of the trip is **\$700 per person** including transportation to and from Idaho Falls.

To secure a spot or for further information please contact Joe Libeu at Sierra Pacific Fishing Adventures, 310-749-6771 or email at Fishlgrf@ix.netcom.com.



Sierra Pacific Fishing Adventures • 3901 Brayton Ave., Long Beach, CA 90807 • (310) 749-6771 • www.spfadventures.com

Calendar of Events

February

1	Friday	7:00 PM	Board Meeting
3	Sunday	9:00 AM	Casting Games
5	Tuesday	7:00 PM	Fly Tying at the VA: Gold-Ribbed Hare's Ear
5 & 7			Activity Night at the Pond: Casting
8	Friday	7:00 PM	Pre-Trip Meeting: Lower Owens #2
10	Sunday	9:00 AM	Casting Games
12	Tuesday	7:00 PM	Fly Tying at the VA: Pheasant Tail Nymph
12 & 14			Activity Night at the Pond: Casting
15-17	Weekend		Club Trip: Lower Owens #2
16	Saturday		FFF-SWC Fly Tying Expo: Location to be determined
19	Tuesday	7:00 PM	Fly Tying at the VA: Woolly Bugger
19 & 21			Activity Night at the Pond: Casting
24	Sunday	9:00 AM	Casting Games
26	Tuesday	7:00 PM	Fly Tying at the VA: Elk Hair Caddis
26 & 28			Activity Night at the Pond: Casting
29	Friday	7:00 PM	Monthly Meeting: Jeff Sadler, "Hic Sunt Draconis"

March

1-2	Weekend	9:00 AM	Pasadena Fly show
4	Tuesday	7:00 PM	Fly Tying at the VA: Adams & Parachute Adams
4 & 6			Activity Night at the Pond: Casting
5-9	Wed./Week	9:00 AM	Fred Hall Show
7	Friday	7:00 PM	Board of Directors Meeting
9	Sunday	9:00 AM	Casting Games: Director's Handicap
11	Tuesday	7:00 PM	Fly Tying at the VA: Humpty
11 & 13			Activity Night at the Pond: Casting
13-17			Club Trip: San Juan River, New Mexico with Rick Hilles
14	Friday	7:00 PM	Pre-Trip Meeting: Newport Bay Bass Tournament
14-16	Weekend		Marriott's Simon Gawesworth Workshop and Clinic
18	Tuesday	7:00 PM	Fly Tying at the VA: Royal Wulff
18 & 20			Activity Night at the Pond: Casting
21	Friday	7:00 PM	Pre-Trip Meeting: Carpenteria Surf Trip
22	Saturday		Club Trip: Newport Bay Bass Tournament
25	Tuesday	7:00 PM	Fly Tying at the VA: Review, Alternate Techniques & Demos
25 & 27			Activity Night at the Pond: Casting
26	Wednesday	7:00 PM	Casting Instructor's Workshop
28	Friday	7:00 PM	Club Meeting: Past Presidents Meeting; Tavenner on the San Juan

April

1	Tuesday	7:00 PM	Casting Clinic: Orientation
2	Wednesday	7:00 PM	Casting Instructor's Workshop
3	Thursday	6:00 PM	Board Meeting
		7:00 PM	Annual General Meeting
4-6	Weekend		Club Trip: Carpenteria Surf Trip
9	Wednesday	7:00 PM	Casting Instructor's Workshop
10	Thursday	7:00 PM	Activity Night: Casting and Tying
11-13	Weekend		Club Trip: Lower Owens #1
13	Sunday	8:00 AM	Pond Cleaning
15	Tuesday	7:00 PM	Casting Clinic: 1st Night
17	Thursday	7:00 PM	Activity Night: Casting and Tying
19	Saturday	6:00 PM	Awards & Installation Dinner
22	Tuesday	7:00 PM	Casting Clinic: 2nd Night
24	Thursday	7:00 PM	Activity Night: Casting and Tying
29	Tuesday	7:00 PM	Casting Clinic: 3rd Night

Special Note: Due to the fire many the club's activities have been decreased or curtailed entirely until the club has been repaired and is once again functioning. Until such time as the club is back to normal operation the Club's website will be of primary importance in keeping you up to date with club functions and activities. Be sure to double check all dates and times on the website. The Club's website can be found at: www.longbeachcastingclub.org.

PHW Holiday Open House

CAROLE KATZ, PROGRAM LEAD

Friday, December 14, was a Holiday Open House at the VA Day Treatment Center. This is an annual event put on by the patients and staff of the Day Treatment Center to thank those who support them. It was a buffet luncheon, all of which was homemade by the patients and their families.

We were pleasantly surprised to see “our” vets with psychiatric disabilities all dressed up: some in suits and ties and button-down shirts. They looked amazingly sharp. Their faces were positively lit up with big smiles (and this is so unusual for some of them). To say that we were warmly received is an understatement—we were the guests of honor and warmly welcomed. They thanked us for coming. Lots of hugs, handshakes, and “thank you’s”—even a few kisses. Some of those who have graduated from the program were there to say hello and thank us. One said, “We owe you so much.” They were very solicitous to make sure each of us had enough to eat and drink. Several expressed sorrow about the fire and offered to help (there were copies of the newspaper articles about both the fire and PHW on the table in the Craft Room).

One of our patients, the host of the party, gave a welcoming speech. He said he was pleased to have PHW volunteers there and thanked us for everything we have done for them. This was followed by a huge round of applause. Rex Jennings, Chief of Volunteer Services, introduced me to two other recreational therapists who were eager to meet PHW volunteers. Rex himself was excited about plans for our next group, and asked what he can do to help LBCC in our time of need (including free meeting space). We were told—again—that PHW is the only program that meets weekly, that involves a learning continuum, that builds relationships in addition to providing a recreational activity, and, in that, we are unique. We have definitely made some friends in the community.



We hope to maintain contact with our first group of veterans with occasional casting refreshers until we can go fishing. The tentative start date with a new group of veterans with physical disabilities is the beginning of February. We don’t know the day of week or time that will be preferable to the VA yet, but, if you would like to help with tying or casting instruction, or just be there to provide support, please let me know (714-731-6044). It has been so rewarding for all of us.

RSVP FORM

AWARDS & INSTALLATION BANQUET

LONG BEACH LAWN BOWLING CLUB

SATURDAY, APRIL 19, 2008

1109 Federation Dr. (North of LBCC), Long Beach, CA

Name: _____ Phone: _____

Number in Party: _____ @ \$3.00 per person = _____

Will bring:

Undecided __, Appetizer __, Hors d’oeuvre __, Salad __, Dessert __

mail by:
Thursday April 10, 2008
Make check payable to:
Long Beach Casting Club
mail to:
Long Beach Casting Club
C/O Judy & Al Ross
1925 Bayview Dr.
Hermosa Beach, 90254
310-379-2015



	<p>CATALOG: This Edition of the catalog has over 32,000 fly fishing items listed – your one source for fly fishing travel, tackle equipment, tying tools and the largest selection of tying materials available.</p>	<p>Located in the Disneyland Area</p> <p>Map Not to Scale</p>
<p>Don't Miss our Educational Fly Fair, Held on the week end before Thanksgiving. Come see the best fly fishing has to offer!</p>		
<p>www.bobmarriotts.com bmfsinfo@bobmarriotts.com 2700 West Orangethorpe Ave. Fullerton, CA 92833</p>	<p>Store..(714) 525-1827 Fax.....(714) 525-5783 Travel..(714) 578-1880</p>	



SIERRA PACIFIC
FISHING ADVENTURES

**YOUR FLY FISHING DESTINATION
& RESORT OUTFITTER**

FLY FISHING EXCURSIONS • CLASSES
PRIVATE INSTRUCTIONS
(310) 749-6771

3901 Brayton Ave., • Long Beach, CA 90807 • www.spfadventures.com

HUBER'S HACKLE HAVEN
flyfishing

fly-tying & fly-casting instructions	tackle-equipment-materials
18720 doty ave., torrance, ca. 90504	(310) 324-7748

