

Highlights

- [Fly of the Month: Lawson's Hackle Emerger](#)
- [Club Trips for 2006](#)
- [Calendar](#)

Inside

- [Page 2: Simon Gawesworth Two-Handed Casting Clinic](#)
- [Page 3: Winter Steelhead: It's All About the Weather](#)
- [Page 9: Nominees for the 2006-07 Board of Directors](#)

Target Talk

Newsletter of the Long Beach Casting Club, Established 1925

February 2006

www.longbeachcastingclub.org

(562) 433-9408

Leader's Line

The Big Bang

RICK HILLES, PRESIDENT

As you read this article, I hope you participated in the Lower Owens trip and it is now a pleasant although fading memory. You may also be thinking about signing up for the San Juan fishing trip in New Mexico after hearing from Taylor Streit in the January meeting. You might even be wishing for the arrival of summer so that you can get away from fishing those size 18-24 flies in the Lower Owens, the San Juan and spring creeks.

The New Year starts with a bang. Over the next couple of months, our club offers diverse, exciting activities that deserve your time, attention and participation. As outlined in the Calendar of Events, casting games and pond cleaning are scheduled on February 4 and 5, the Southwestern Tournament happens on the 11th and 12th, the club sponsors trips to the Lower Owens and the San Juan on the 17th through the 19th. We have the White Elephant Sale as our monthly meeting event. The Ontario Show runs on the 25th and 26th followed by the Fred Hall Show on March 1-5.

You will also notice that in March the club hosts several specialty clinics: an entomology class taught by Maggie Merriman for those of you who would like to better understand how and why to select the right fly, an evening session with the renowned Simon Gawesworth on Spey Casting and a fly tying clinic with A.K. Best following the day after his presentation at monthly meeting on the 31st. All of that is in addition to fly tying classes each Tuesday and casting practice on

Tuesdays and Thursdays.

The main energy in the club will be focused on preparing for the Southwestern Tournament. Frank Kropacek has been busy organizing the many activities that go into running a successful tournament, from assuring the condition of the casting pond, feeding our members and guests from other clubs, scheduling judges, arranging for scores to be announced and tabulated. Fortunately, the club has a deep reservoir of experienced hands who have experience helping with past tournaments. But we still need additional help. Please contact Frank to volunteer your services. If you haven't had the opportunity to experience the Southwestern, either as a competitor, a spectator or a helper, now is your chance.

We always have fun at the White Elephant Sale sponsored by the Sunshine Committee. Now

Leader's Line continued on page 8

Simon Gawesworth Two Hand Casting Clinic

BOB MIDDO, MEMBER

We are again most fortunate to have as a guest of our club, Simon Gawesworth. Simon is one of the preeminent two hand casting instructors in the world, and is again graciously providing the club with a clinic on basic two hand (spey) casting for 12 lucky people. The clinic will be held at the Long Beach Casting Club on Friday, March 24, 2006 from 6:00 to 9:00 PM.

Because of the high demand to attend this clinic and the limited spots for actual hands on instruction (12 casters in the pond), we need to set forth a few stipulations:

1. The deadline to sign up will be March 14th, 2006. Applications must be received at the LBCC, no later than this date. The application can be found on page 15 of this month's Target Talk.
2. Cost of the clinic is \$20.00, payable at the time of the clinic
3. Preference will be given to first time attendees.
4. If more than 12 applications are received, a drawing will be conducted.
5. If we have more than 12 applications, but 12 or less of the total are first time attendees, again preference will be given to these folks first. Any remaining open slots will be randomly drawn for.

NOTE: Now just because we only have 12 casting slots available doesn't mean you can't come on down to watch, listen and learn from a true master of the art of spey casting. Quite the contrary! Everyone is welcome. I know I'll be there, and you should be to.

If you have any questions please contact Bob Middo.



OFFICERS

PRESIDENT

RICK HILLES

1ST VICE PRESIDENT

CAROLE KATZ

2ND VICE PRESIDENT

GARY CHARLES

BOB GRAHAM

RECORDING SECRETARY

MARK TSUNAWAKI

CORRESPONDING SECRETARY

DENNIS MCTEER

CO-CAPTAINS

MIKE MCCLAY

FRANK KROPACEK

TREASURER

RICH GARRETT

MEMBERSHIP SECRETARY

JEFF SADLER

SENIOR DIRECTOR

DAN RIVETT

JUNIOR DIRECTOR

MARV DWORZAK

TARGET TALK EDITOR

JOHN VAN DERHOOF

Winter Steelhead: It's All About the Weather

BOB GRAHAM, CO-2ND VICE PRESIDENT

"There is no such thing as bad weather; just inappropriate dress." Bob Allen

I invited my son, who lives in Oregon, to go Steelheading several years ago. His response was, in essence, "OK, but not if it is cold or rainy." Somehow, he missed the point.

The six of us attending the Winter Steelhead trip celebrated the fact that the Trinity River had some rainfall the week before the trip. This flushes the river and takes to the ocean the river's scent or chemicals or whatever the magic is that calls the sea run fish back to their spawning grounds. However, the weatherman also predicted continued rainfall during our trip. For once, he was correct.

Bob Allen, Dennis McTeer and I rode up in Gary Charles' Adventure-mobile. We breakfasted at Harris Ranch and later congratulated Dennis, who drove the second half of the trip, for avoiding the gathering "scout clouds". In Redding, after a short 9 1/2 hour drive, we stopped at The Fly Shop to obtain local information and purchase some of Mike Mercer's new fly creations as models to copy at the tying bench. Later, all six of us dined in anticipation of the next day's fishing. I had copied magazine articles and book reports on the fabulous steelhead fishing on the Trinity which some believe to be California's best steelhead river. We were all excited. And it rained all night.

The guides arrived well before the scheduled seven o'clock departure, always a good sign. They, too, were anxious to fish. I rode with Chris King (Sac River Outfitters) who led the convoy to the Old Lewiston Bridge about an hour away. I asked Chris about the weather forecast since it

was reported that continued rain was predicted for the day and that the snow level was down to 3,500 feet. He replied that the snow level was much higher. Around the next bend, the snow started. And then when we turned off Highway 299 onto the road to Lewiston, we found slush on the road and accumulated snow on the trees.

We arrived at the put in location at Lewiston Bridge which is at about 1,800 feet elevation. Chris and I then drove down to the take out ramp to check out conditions there and to talk to another guide who was waiting for his clients. The water was a little cloudy but it was green not brown. Back at the put in spot, we dressed in the rain, which meant that our fleeces and shirts were wet before we donned our waders and rain gear.


The three boats drifted a very short way without success. Then two of the boats were anchored at a pool just below the confluence with a creek that was carrying some silt into the main river. Dennis and Gary fished with Slim and were anchored in



the creek's runoff casting into the main stream. Gary had repeated hook-ups and landed a few nice steelies. Bob and I anchored near the opposite bank, casting into the main current. Bob caught several and landed both a steelie and a Brown. (The Loch Leven Browns are also believed to be anadromous). Both of Bob's fish were very good-sized and he'll be happy to show you the pictures. I hooked a few large steelies but was not able to

land them. Dennis suffered the same fate.

Occasionally, in the main stream between the two boats, fish would leap into the air and splash loudly. Bob mentioned in jest that they were leaping from the cloudy river to get a breath of fresh air and to check out their progress towards the spawning grounds upstream of the bridge. Actually, they were attempting to break loose their egg sacks prior to spawning. But the activity let us know that there were big fish in the river.



Jerry Green and Kevin Robinson were in the other boat. They did not anchor and had the time to be able to drift the section twice. However, only one fish was caught.

Conditions continued to deteriorate. The creek began to spew darker and darker water into the Trinity and it looked like Gary's boat would end up landlocked! The main river began to darken and floating debris was added to the coffee color. Once we lifted anchor, we drifted along at ten mph (at least). Chris could not slow the boat. So our float was very fast and we only had one chance drifting through any pool. We cast to the edges where the water clarity was a little better. Bob and I both got hookups but could not bring any more fish to net. The total drift from the Lewiston Bridge to Rush Creek is about three or four miles but we made it (unfortunately) in mere hours.

When we shuttled back to the bridge, Chris checked out the water clarity, giving brief consideration to another attempt to drift down the river. But the water was opaque brown and fishing was impossible. The day was over before lunch.


Back in Redding, we had a very long lunch at the restaurant next door to the hotel, lingering over hot soups and coffee. Tales were told of fishing adventures past. Ideas were tossed around for Gary and me to consider for future trips. The central theme seemed to be destinations requiring sandals, shorts and sunscreen, not Chapstick and wool gloves.

We returned to The Fly Shop later that rainy afternoon, mostly out of boredom, to buy some reading material. If we couldn't fish, at least we could read about fishing. Three copies of Mike Mercer's new fly tying book were purchased and he graciously signed each one with a lengthy inscription. Bob Allen's dedication had 17 more words and was three lines longer than the other two, so he gloated!

Quite surprisingly, the white board behind the counter listing the local river conditions showed many of the rivers as "good" or "fair". Those rivers, in fact, were completely blown out and over their banks. We knew that The Fly Shop had cancelled all of their guided trips that day because of bad weather and adverse river conditions. Their river assessment was pure hype.



Conditions continued to worsen overnight. Our only chance would be to fish the Lower Sacramento from the Sundial Bridge south. The day before we arrived, the discharge from Shasta Dam had been ramped up to 39,000 cfs (unannounced) to lower the lake a little. The storm had raised Shasta Lake nine feet in less than four days. The shoreline is 450 miles long, so that is



a considerable amount of new water. The flow had been lowered to 15,000 cfs, and Chris was hoping we could fish. But when he surveyed the Sacramento River before joining us that morning, he found it to be "Toast". Our fishing trip was over.

Actually, it was appropriate to end our fishing. It was ludicrous for us to be happily fishing in the swollen rivers that were flooding homes and destroying roads. This was the worst storm to hit the area since the last El Niño and another storm was on the way. An evacuation center had been established at the high school a few blocks from our hotel. At one point during our first night in Redding, only the southerly highway was open. Other routes into and out of Redding were closed due to mudslides, flooding, and failed or threatened bridges. The forecast for the day we left called for 100% chance of rain. Many refugees who had been driven from their homes by high water attended the hotel's "Happy Hour". The hotel did not mind our early departure; they needed our rooms for local residents without shelter.

We have credit for some guided fishing days and will be returning. We hope to add more people to our next steelhead trip. These fish are big and strong. Popular myth has it that steelhead are the "fish of ten thousand casts" which require considerable fishing before achieving hookups. We found that having knowledgeable guides assured successful fishing. We hope you'll join us on the next trip. Keep your rain gear handy.

The White Elephant Auction Is Coming

JEFF SADLER, MEMBERSHIP SECRETARY

Give us your Tired, your Poor, your Humble Masses...

...Of Fly Fishing Stuff!

On February 23, 7:00 pm the Sunshine Committee; Art Murphy, Joe Libeu, Mark Tsunawaki, and Jeff Sadler, needs a few good men and women to donate the following to the annual White Elephant Auction:


- ❖ Stuff your brother-in-law gave you for Xmas.
- ❖ That old fly tying kit you're going to get around to one of these days.
- ❖ That new Sage TCR rod you can't cast.
- ❖ The tying material you bought to tie three flies but you have enough for 3,000.
- ❖ Etc., etc., etc....

P.S. We don't take junk.

P.P.S. We don't take spouses.

P.P.P.S. Yes, donations are tax deductible.

Remember, the meeting is February but we would accept donations to any Sunshine Member earlier in order to arrange for professional appraisers or additional Brinks guards.



Notes from the Pond: The Southwestern is Coming

FRANK KROPACEK, CO-CAPTAIN

I would like to wish you all a very Happy New Year and to alert you to a few events which are rapidly approaching as we move into 2006. During December, we held another pond cleaning on the 11th and many thanks to the willing participants. Bob Graham, Mark Lipe, John Green, Bob Midddo, Yosh Iseda, Gary Charles, Rich Garrett, Dan Rivett, Rick Hilles, and Ron Mori. Jerry Marotta drew a lot of attention with his high wire act of cleaning off the clubhouse roof before joining us in the pond area.

The new algaecide being used is making our pond look better and better. We had a cast on the last day of the year and enjoyed a delicious breakfast prepared by Charles Moore. Julius and Jane Lee decided to lend a hand and you missed out on a treat if you weren't there. All dressed up and no place to go—everyone was prepared to cast and it started raining. Most people left and shortly after, it stopped raining. Go figure!

We will have another delicious breakfast and have targets set out on February 4th for a practice session for those of you who want to hone your casting skills so we can give our friends from up north some good competition. After the cast, we will open up the drain to prepare for the Sunday pond cleaning the following day, February 5th.

With the Southwestern on the 11th and 12th, we are going to need some help in running this tournament. We will need people to help set up our facility for registration, score keeping and judging, and various other duties. We will need volunteers for some cleanup duty after the lunches and traditional Spaghetti dinner on


Saturday evening. I understand the cook last year wound up having to clean up by himself after spending all afternoon in the kitchen. That is not the way we do things in this club.

For you newer members, this is a great opportunity to get better acquainted with LBCC members as well as meet some really great people who attend our tournaments. It's a lot of fun and you can get some great pointers from experienced casters from all the clubs. Come on out. The clubhouse will be open all day on Friday (February 10) with targets set out for practice.

We don't ask for help on these projects very often. This club offers and makes available several fine programs (rod building, fly tying, etc.) and this would be a great time to give something back to the club in the way of helping out during these events. There will be two sign up lists in the clubhouse:

- ❖ Requests for assistance with the Southwestern Tournament.
- ❖ Helpers for the Pond Cleaning on the 5th.

We really do appreciate your help.



Thanks for the assistance we get from club members in hauling targets, etc. back into the clubhouse after the casts. Please be sure to carry the targets by the METAL ring. If you drag them by the exterior plastic ring, the fasteners come apart and will then need repair. I am getting pretty good at target repair, but it is time consuming and I'd rather not do it too often.

Memorable Quarters

BOB GRAHAM, CO-2ND VICE PRESIDENT
GARY CHARLES, CO-2ND VICE PRESIDENT


The drive home from the foreshortened Winter Steelhead Trip was made much quicker by Gary's recounting of tales of our past fishing adventures together, most of which cost one or the other of us quarters. Bob Allen and Dennis McTeer suffered in tears of laughter at those stories some of which are still undisclosed publicly and thus have gone unrewarded.

It occurred to us that while the club fishing trips do not always produce fish, they always provide fun and the opportunity to celebrate each other's foibles. Everyone should have the opportunity to embarrass themselves with us. Public humiliation strengthens the soul.

So we remarked on the comments of Kevin Robinson, a new member, made at dinner the night before. Kevin repeated the oft-heard perception that there is a secret list of people who sign up for the club fishing trips before the trips are even announced to the general membership. He said he felt the trips were all full before they were made public. Then he disabused himself of that notion when he discovered he could sign up for and attend the Winter Steelhead Trip just by paying the deposit. He wanted us to assure all of you that there is no "A" List of people who get to go on trips.

The club trips are open to all members. We publish a calendar of upcoming outings, often months in advance and advertise these trips at monthly meetings. To attend, you merely have to sign up and pay the deposit where necessary. We don't expect anyone to attend all of the trips. Family pressures or work may divert you from some trips or a particular kind fishing or target species may not interest you.

Even on the trips where we have to make



reservations for a limited number of rooms or guides based on our best guess of interest level, you should make plans to come along if you can. If we all fully committed, just make your own arrangements. We'd love to have you with us.

Consider the club trips an equal opportunity for all to donate quarters to the Sunshine Committee. Everyone gets the same chance to have your missteps witnessed and reported. Maybe ours will then be overlooked.

The Piru-Maniacs Strike Back!!!

JEFF SADLER, MEMBERSHIP SECRETARY

After a few years off we returned to Piru Creek in December. We stopped going as the flow was generally low, as was the fish count. Surprise, the flow was decent and the fishing in the Wild Trout section was generally good. Those of us who love and understand small Southern California creeks did well. Of the 15 that went many caught 10 trout (+/- 2, and you know if you were a + or a -). Chuck Moore on Elk Hair Caddis, Mark Tsunawaki on soft hackles, Sadler on Adams and Bob Graham and everyone else mixed with many using nymphs.

As we mostly have obligations around the holidays it was perfect small day on a beautiful small stream with small bright fish.

Leader's Line continued from page 1

is a good time for you to inventory your fishing equipment and to donate any things you no longer need to the club for the auction. Be there, bring money and get caught up in the excitement of the bidding.

At this time of year your board starts the process of updating the Roster under the guidance of Membership Chairman Jeff Sadler. Although Jeff appears to do the job effortlessly, keeping track of almost 500 members represents a big project. So when you renew your membership, be sure to update your information as well.

In addition to providing a list of members, the Roster contains some interesting information about the club including its six main, long-standing objectives that have been part of each Roster update. The first two words of the first objective say a lot about the club: "to educate".



The extensive list of upcoming events reflects our club's commitment to educate people about fly fishing. I've been wondering about how the club developed such a strong commitment as a teaching club

I've read the history of the club and talked with people like John Van Derhoof, Barbara Rohrer who have seen the club evolve over the years. I

even had a nice conversation with Thurman 'Whit' Whitson who at 98 is the oldest living club member and past president; he was the 12th president in 1941. My research reveals that the commitment 'to educate' has been a characteristic of the club from its inception some 85 years ago.

Whit told me that he was going by the pond one afternoon and saw some guys casting. So he pulled out his L.L. Bean fishing rod and went out to investigate. A nice guy named David Linder offered to show him how to cast with a fly rod. One thing led to another and Whit soon found himself going back to L.L. Bean for an upgraded fly rod and other fly fishing gear. "Dave was a ring leader and a natural educator who just enjoyed sharing his love of casting and fly fishing", Whit said. "Even back in 1941 when I was President, the club had already been offering free casting lessons for five years." One of Whit's many contributions to the club was to begin the tradition of the Venison Stag. That tradition supports another objective, "to promote social relations among members".

Barbara Rohrer, an accomplished fly caster, educator and wife of the late past President Alan Rohrer, recalls how Allan supported the club's affiliation with the FFF and how he played a key role in developing the casting certification program which revitalized fly casting education. She also remembers the debate and the decision to accept women as members and how the change has made the club a more family oriented place.

So it looks like David Linder believed in the idea 'to educate' when he founded the club and over the years the leadership of the club has had the good sense to preserve and build on that objective.

I wonder what he would think of the schedule for the next couple of months. I'd bet he would be involved in all of it.

What about you?

Nominating Committee Report

DENNIS McTEAR,
CORRESPONDING SECRETARY


It's time to select new officers for the Long Beach Casting Club. Here is the proposed slate of officers for the 2006–07 Board of Directors:

President	Carole Katz
1 st Vice President	Dennis McTeer
2 nd Vice Presidents	Bob Graham & Gary Charles
Corresponding Secretary	Mick Woodbury
Recording Secretary	Mike McClay
Treasure	Rich Garrett
Membership	Jeff Sadler
Captain	Frank Kropacek
Junior Director	Rick Hilles
Senior Director	Marv Dworzak
Advisory Board	All Past Presidents

The election will take place at the Annual General Meeting on April 6, 2006. Any ten members in good standing may nominate other candidates for the same office or offices from the floor at the Annual Meeting. Such nominations shall be made in writing and be signed by said and delivered to the Corresponding Secretary before the election.

The Annual General Meeting is your opportunity to learn about the inner workings of the Long Beach Casting Club and to have a say in our club and be a part in its direction.

I hope to see you there.



Membership Renewal

JEFF SADLER, MEMBERSHIP SECRETARY

It's that time of year again, yes, membership renewal is upon us. As I'm sure you all recall we changed the by-laws so we can get our renewals accounted for before the year-end (April) rush of other LBCC activities. The NEW schedule is:

Dues notices sent out by January 15th. Renewals must be in to the club by March 1st. On April 1st, oh well, we don't want to talk about that... But, members can be dropped and must re-apply after April 1st.

This year I will be doing something a little differently. I will enclose in your packet the information we have on file for you. When you renew please send the response form back to ensure your data is correct. A huge help would be to send the response back even if you are not renewing for some strange reason so we can account for everyone.

By the time you read this you will have gotten your renewal form, fill it out, enclose a check, send it in, and go fishing.



**THE only source for
Titan™ TITANIUM
FLY RODS**

Great fly rods for distance casting and all-around fishing!
Contact Carl Rischer, Mike Allen or Ernie Ertley to cast our Titan rods

ADG produces and sells direct at www.ADGfish.com

- ◆ High quality graphite fly rods at great prices
- ◆ Breathable waders with a 5 year prorated warranty
- ◆ Precision Machined Disc Drag Reels

10% discount for LBCC members on rods, reels and waders!

David Ahn, President
email: flyfish@adgfish.com
P.O. Box 441403 ◆ Aurora, Colorado 80044 ◆ www.ADGfish.com

Phone: 303-745-2888
FAX: 303-745-2666

PETE SCHUMACHER,
OWNER

HODGEMAN
OTTER OUTDOORS
FINAL APPROACH

SEE OUR WEBSITE TO REQUEST A CATALOG

VISIT OUR NEW WEBSITE OR CALL FOR A CATALOG
WWW.SCHUMACHERSWATERFOWLSUPPLY.COM

ADDRESS: 1439 WEST CHAPMAN AVENUE PMB 104, ORANGE, CA 92868
PHONE: (714) 663-2784 FAX: (714) 663-8332
EMAIL: INFO@SCHUMACHERSWATERFOWLSUPPLY.COM



... the final approach

Maggie Merriman Entomology Workshop

JOHN VAN DERHOOF, EDITOR

On Saturday, March 25, 2006 join Maggie Merriman at the Long Beach Casting Club for her BASIC ENTOMOLOGY WORKSHOP FOR FLY FISHERS. If you are new to the sport or want to learn about what trout eat then this is a great opportunity.

This class will help you become a better trout fisher or fly tier. You will learn how to "Match the Hatch" and how to select the correct fly for a given situation. Maggie stresses the use of common English names and not the biological "Latin" names many associate with entomology.

The class will begin around 9:00 AM and run until about 1:00 PM. The cost for the workshop is \$45.00 and includes samples of insects, corresponding flies and an extensive handout. Bring a snack, note pad and some fly boxes to look at and compare the insects.

You must Pre-Register for the workshop by mailing the fee to:

Maggie Merriman
19791 Coastline Lane
Huntington Beach, CA 92648

Or call her at 714-969-5829.



Fly Fishing Show Reminder

PAUL BURGNER, MEMBER

Here is a final reminder for The Fly Fishing Show, held at the Ontario Expo Center. This is the show's fourth year and it will provide you with numerous programs and demonstrations designed to improve your fly fishing ability.

Where: The Ontario Convention Center
2000 Convention Center Way
Ontario

When: Saturday, February 25, 2006 from
9:00 AM–5:30 PM
Sunday, February 26, 2006 from
9:00 AM–4:30 PM

A Chef is Needed for A.K. Best's Fly Tying Workshop

CAROLE KATZ, 1ST VICE PRESIDENT

As you know, A.K. Best will be doing a six-hour tying workshop at the clubhouse on April 1, 2006. Would any members be willing to plan and prepare the lunch for those who attend? It might be a good time to dust off our barbecue.

If you are interested, please contact Carole Katz at (714) 731-6044 or Katzhogan@cox.net.



News from Thurman Whitson, Club President in 1941-42

CAROLE KATZ, 1ST VICE PRESIDENT

The club received a newsy letter from one of our past presidents, Thurman C. Whitson.

It's hard to believe that his presidency was sixty-four years ago. Happily, he is still going strong at 97, with a birthday coming up on March 25. He has maintained his club membership all those years and his address is in our *Roster* if you would like to send him a birthday card. Whit was president the year of the first Venison Stag.

Whit and his wife Marilyn live in Cascade, Idaho, where they enjoy the deer and fox in their backyard, along with the snow. They usually go fishing for a week or so at Steck Park on Brownlee Reservoir with a boat and motor home. In June, they took a road tour of North Idaho in their motor home, visiting all the lakes as far as the Canadian border. Whit makes an annual three week trek to Tennessee to visit his sister for Thanksgiving.

Although he has macular degeneration and has suffered some vision loss, Whit still works in his shop, and is in otherwise good health.

He and his wife are planning to come to our Annual General Meeting in April, so be sure to introduce yourselves and welcome them.



Upcoming Trips

BOB GRAHAM, CO-2ND VICE PRESIDENT
GARY CHARLES, CO-2ND VICE PRESIDENT

February provides two club trips: The first is the Lower Owens #2 on February 17-19. We'll again stay in Bishop at the hotel/motel/inn of your choice and fish the Wild Trout section. If this is a repeat trip for you, please try a new area farther downstream or upstream. Don't fish the same old places; get away from the crowds.

Again, the Brown trout may still be spawning throughout the river. So please don't tread on the redds! If you don't recognize the redds, please learn how to recognize them from someone who does know, or stay out of the water. Practicing catch and release is pointless if you walk through the nursery.

The other February trip is to the San Juan River in New Mexico from the 16th to the 20th. Since we are writing this article in early January, we don't know if this trip will be filled by the time you get to read it. Contact Bob if you are interested, there may still be room.

In March, we have the annual Newport Bay Bass Tourney. Last year, Jeff Sadler took the prize by a whopping quarter on an inch. We heard he had to stand on the fish in order to flatten it for the win. Hopefully, this year will produce a more definitive winner.

Fly of the Month: Lawson's Hackle Emerger

JOHN VAN DERHOOF, EDITOR

When was the last time you really thought about what you are doing when you sit down at the vise and start tying? With all the feathers, fur and other sundry materials at desk, just what is it that you are preparing to do? Just maybe you are preparing to be a magician.

Fly-tying is all about magic. Creating an illusion. Smoke and mirrors. Tying a fly that looks so much like the actual insect that it appears as though it will fly off of the table is the illusion of realism. Next time you get a chance to see Bill Blackstone tie take a look at his flies and ask him about “smoke and mirrors”.

On the other side of the illusionary coin is this month's pattern. The Hackle Emerger is a fly that has been around for a long time and was championed by Mike Lawson, the owner of Henry's Fork Angler. This pattern has that vague, “buggy” look that gives a lifelike quality but without looking exacting or realistic. The more this fly is used and the more beat up it gets, the buggier it looks and the better it fishes. The hackles in this fly create the illusion of the legs and wings—the wings of a mayfly that are not yet fully developed and usable. I have changed the original pattern's tail from hackle fibers to Zelon to imitate an emerging dun in the surface film with its exoskeleton or shuck still attached. All in all this an imitation of an insect that is very vulnerable—a trait quite common in many species of mayflies. More importantly it is a stage that fish key on having learned early on that their meal will not readily fly away.

A help in tying this pattern is learning to fold a hackle. This technique allows you to tie the feather in by the tip and wind using a smaller, less bulky stem. It also allows the hackle to flow back naturally over the body without being forced down by unneeded thread wraps. It is a very useful ability that creates a better looking and stronger fly but it takes time and practice to master. Learning to fold a hackle is a fly tying right of passage rivaling the whip finish. This is definitely not something you learn to do by using your best Hoffman hackles!

Now, sit down and make some magic.


Materials for Tying the Hackle Emerger:

- Hook: Dry fly, light wire hook in sizes to match the natural (8 to 20)
- Thread: 6/0 or 8/0 in a color to match the natural
- Tail: Zelon fibers in a color matching or lighter than the body or hackle fibers to match the natural
- Body: Dubbing to match the natural (Small Western Green Drake is shown)
- Ribbing: If required in a color to match the natural (yellow NCP rod winding thread is shown)
- Leg Hackle: Color to match the natural (yellow-olive dyed grizzly is shown)
- Wing Hackle: Color to match the natural (slate dyed grizzly is shown)



Instructions for Tying the Hackle Emerger:

- 1 Attach the thread to the hook behind the headspace and wind evenly to the bend. The original pattern calls for about 6 to 8 hackle fibers to be tied in. In my opinion Zelon works better so select a dozen or more strands depending on the size of the natural and tie them in. The Zelon imitates an insect with a trailing nymphal shuck; the color should be lighter than the body to help it make it look more translucent.
- 2 Tie in the ribbing on the underside of the hook. The NCP thread will not change color when it becomes wet. Apply dubbing to the thread and wind a smoothly tapered body to a point just shy of the headspace. Wind the ribbing evenly down the body in the reverse direction of the dubbing body. This will make the fly stronger and keep the ribbing on top of the body without sinking down between the wraps of dubbing.
- 3 Select a hackle for the legs. The length of the barbs are a little shorter than normal—equal to the gap or slightly longer. The next step is to fold the hackle. This will allow the feather barbs to lay back naturally toward the bend of the hook as the hackle is being wrapped instead of forcing them back with your fingers and thread wraps later. To fold the feather attach a pair of hackle pliers to the base of the feather and hold the tip of the feather in your off hand by with the shiny side facing you. In your primary hand cradle the hackle pliers, which act as a weight, between your little finger and your palm holding the feather straight and taut with your off hand. Folding a hackle is accomplished by working each feather in sections from the tip to the butt. With your thumb and index finger of your primary hand together. Place them down on



the stem near the tip of the feather so that the stem slides into the “V” between the thumb and index finger. While keeping your thumb still, firmly and forcibly push the index finger over the stem and thumb forcing the fibers to the opposite side of the stem. Move your thumb and index finger down to the next section of the stem and repeat until the entire hackle has been folded. This does take practice so do not waste good hackles. Practice on the long hackles that are at the butt of the neck. Also, remember that this is **not** a gentle process—the force I use between my thumb and index finger in folding a hackle is more akin to grinding than rubbing. Tie the hackle in by the tip and wind about 2 or 3 turns of hackle and tie off.

If you have difficulty learning how to fold a hackle don't worry. Just stroke the hackle barbs out so they are perpendicular to the stem. Tie the hackle in by the tip and wind stroking the fibers back each time to get them to point to the rear of the hook. The fly will require more thread wraps to hold the hackle in place but the fly will still work just fine.

- 4 Repeat the hackle folding process for the wing hackle. Tie the hackle in by the tip and wind 2 or 3 turns. Form a neat, small head and whip finish. Apply some head cement and start planning your next trip to your favorite stream.

Long Beach Casting Club Programs for 2006

CAROLE KATZ, FIRST VICE PRESIDENT

Here is a list of the Long Beach Casting Club's Monthly Programs as they are currently scheduled. We have a great cast of presenters who will offer entertaining and informative programs. Several will be demonstrating their tying or casting techniques before the meeting, so plan to arrive early. **Monthly meetings begin at 7:00 PM.**

<i>Date</i>	<i>Speaker</i>	<i>Topic</i>
February 23, 2006		WHITE ELEPHANT AUCTION
March 31 (Friday)	A.K. Best	PAYING ATTENTION
April 1 (Saturday)	A.K. Best	TYING WORKSHOP
April 6, 2006		ANNUAL GENERAL MEETING
April 28 (Friday)	Bob Jacklin	YELLOWSTONE SAMPLER
May 25, 2006	to be determined	PAST PRESIDENT'S MEETING
June 23 (Friday)	Scott Sanchez	YELLOWSTONE River & Livingston Montana Fishing
June 24 (Saturday)	Scott Sanchez	TYING WORKSHOP
July 27, 2006	Joe & the Gang	TIPS & TECHNIQUES
September 28, 2006	John Sherman	SAN JOAQUIN DELTA



SIERRA PACIFIC FISHING ADVENTURES YOUR FLY FISHING DESTINATION & RESORT OUTFITTER FLY FISHING EXCURSIONS • CLASSES • PRIVATE INSTRUCTION

"On the Stream Fly Fishing Clinic"

Lower Owens River fishing seminar with Joe Libeu for the Fall and Winner 2005/2006

Class Dates: Saturday and Sunday December 10-11, January 7-8, January 21-22, February 4-5, February 18-19, March 11-12, March 25-26, April 8-9, April 13-14, May 13-14.

Join us for a 2-day educational experience geared to the individuals that wish to improve their success in both nymph and wet fly fishing. You will be introduced to entomology, stream structure, casting applications, short and long line presentation, reading the water, fly selection and basic knots. Joe Libeu, your instructor, is a certified Federation of Fly Fishers Master casting instructor and he brings with him years of experience on his own water.



The classes are limited to a maximum of 6 students with a minimum of 4 students. The cost for this informative 2-day class is only **\$250 per person.**

This includes an afternoon lunch. Not included are lodging, tackle, meals, license and transportation.

Call Joe Libeu at 310-749-6671 or email Fishlge@ix.netcom.com for any additional information or to sign up for the clinic.



Calendar of Events

February

2	Thursday	7:00 PM	Activity Night: Casting and Tying
4	Saturday	8:00 AM	Breakfast
		9:00 PM	Casting Games
5	Sunday	8:00 AM	Pool Cleaning
6	Monday	7:00 PM	Board of Directors Meeting
7	Tuesday	7:00 PM	Fly Tying
8	Wednesday	7:00 PM	Pre-trip meeting: Lower Owens #2
9	Thursday	7:00 PM	Activity Night: Casting and Tying
11-12	Weekend	9:00 AM	Southwestern Tournament
14	Tuesday	7:00 PM	Fly Tying
16	Thursday	7:00 PM	Activity Night: Casting and Tying
16-20			San Juan River, Navajo Dam, New Mexico Trip
17-19	Weekend		Lower Owens River Trip #2
20	Monday	7:00 PM	Nationals Committee Meeting
21	Tuesday	7:00 PM	Fly Tying
23	Thursday	7:00 PM	Monthly Meeting: White Elephant Sale
25-26	Weekend		The Fly Fishing Show, Ontario
25	Saturday	8:00 AM	Breakfast
		9:00 AM	Casting Games
28	Tuesday	7:00 PM	Fly Tying

March

1-5	Week	7:00 PM	Fred Hall Show
6	Monday	7:00 PM	Board of Directors Meeting
7	Tuesday	7:00 PM	Fly Tying
8	Wednesday	7:00 PM	Pre-trip Meeting: Newport Bay
9	Thursday	7:00 PM	Activity Night: Casting and Tying
11	Saturday	8:00 AM	Breakfast
		9:00 PM	Casting Games: Director's Handicap
14	Tuesday	7:00 PM	Fly Tying
16	Thursday	7:00 PM	Activity Night: Casting and Tying
18	Saturday	8:00 AM	Newport Bay Trip
19	Sunday	8:00 AM	Pool Cleaning
20	Monday	7:00 PM	Nationals Committee Meeting
21	Tuesday	7:00 PM	Fly Tying
23	Thursday	7:00 PM	Activity Night: Casting and Tying
24	Friday	6:00 PM	Simon Gawesworth Two-Handed Casting Clinic
25	Saturday	9:00 AM	Maggie Merriman Entomology Class
27	Tuesday	7:00 PM	Fly Tying: Last Class
29	Wednesday	7:00 PM	Casting Instructor's Workshop
31	Thursday	7:00 AM	Monthly Meeting: A.K. Best

SIMON GAWESWORTH TWO-HAND CASTING CLINIC

March 24, 2006 ♦ 6:00 to 9:00 PM

Name: _____

Phone Number: _____ e-Mail: _____

Yes, I have attended the clinic before: _____ No, I have not attended the clinic before: _____

NOTE: Application must be received by the LBCC no later than March 7, 2006. Mail or hand deliver the application to:

Long Beach Casting Club c/o Simon Gawesworth Clinic
P.O. Box 90035
Long Beach, CA 90809-0035



	<p>CATALOG: This Edition of the catalog has over 32,000 fly fishing items listed – your one source for fly fishing travel, tackle equipment, tying tools and the largest selection of tying materials available.</p>	<p>Located in the Disneyland Area</p>
<p>Don't Miss our Educational Fly Fair, Held on the week end before Thanksgiving. Come see the best fly fishing has to offer!</p>		
<p>www.bobmarriotts.com bmfsinfo@bobmarriotts.com 2700 West Orangethorpe Ave. Fullerton, CA 92833</p>	<p>Store..(714) 525-1827 Fax.....(714) 525-5783 Travel..(714) 578-1880</p>	



<p>HUBER'S HACKLE HAVEN</p>	
<p>fly-fishing</p>	
<p>fly-tying & fly-casting instructions 18720 doty ave., tor nance, ca. 90504</p>	<p>tackle-equipment-materials (310) 324-7748</p>

<p>YOUR FLY FISHING DESTINATION & RESORT OUTFITTER</p>
<p>FLY FISHING EXCURSIONS • CLASSES PRIVATE INSTRUCTIONS (310) 749-6771</p>
<p>3901 Brayton Ave., • Long Beach, CA 90807 • www.spfadventures.com</p>

		<p>THE only source for Titan™ TITANIUM FLY RODS</p>	
<p>Great fly rods for distance casting and all-around fishing! Contact Carl Rischer, Mike Allen or Ernie Ertley to cast our Titan rods</p>			
<p>ADG produces and sells direct at www.ADGfish.com</p>			
<p>High quality graphite fly rods at great prices Breathable waders with a 5 year prorated warrant y Precision Machined Disc Drag Reel s</p>			
<p>10% discount for LBCC members on rods, reels and waders!</p>			
<p>David Ahn, President email: flyfish@adgfish.com P.O. Box 441403 Aurora, Colorado 80044</p>	<p>Phone: 303-745-2888 FAX: 303-745-2666 www.ADGfish.com</p>		

		<p>FRANK SELBY</p>
<p>His & Her Fly Fishing Shop</p>		
<p>Instructor - Guide - Lecturer Fresh and Saltwater</p>		
<p>1566 Old Newport Boulevard Costa Mesa, CA 92627</p>	<p>Phone: (949) 548-9449 Email: HISHER1666@aol.com Web: http://www.hisandhersflyfish.com</p>	